




Cephe Sistem
Facade System



FS50



TEKNİK ÖZELLİKLER / TECHNICAL PROPERTIES

Profil Geniřliđi / Profile Width	50 mm
Profil Et Kalınlıđı / Profile Wall Thickness	1,4 - 2,6 mm
Düřey Tařıyıcı Profil Derinliđi / Mullion Profile Depth	50 - 240 mm
Yatay Tařıyıcı Profil Derinliđi / Transom Profile Depth	50 - 166 mm
Min. Cam Kalınlıđı / Min. Glazing Thickness	4 mm
Maks. Cam Kalınlıđı / Max. Glazing Thickness	45 mm
Min. Kanat Boyut / Min. Sash Dimension	700 - 1200 mm
Maks. Kanat Boyut / Max. Sash Dimension	1500 - 2000 mm
Maks. Kanat Ađırlıđı / Max. Sash Weight	155 kg

UYGULAMA SEĐENEKLERİ / APPLICATION OPTIONS

- Kapaklı Cephe / Covered Facade
- Entegre Cephe / Integrated Facade
- Silikon Cephe / Silicone Facade
- Yarı Kapaklı Cephe / Semi - Covered Facade
- Omega Kapaklı Cephe / Omega Covered Facade



Merkez / Head Office

Atilla İlhan Caddesi No:10 PK. 34750 Küçükbakkalköy - Ataşehir / İstanbul / TÜRKİYE
Tel: +90 216 575 88 80 Fax: +90 216 575 89 21 mail: info@fti-europe.com

Laboratuvar / Laboratory

Çakıl Mahallesi Şehit Tamer Aydın Sok. No:76 34540 Çataıca / İstanbul / TÜRKİYE
Tel : +90 212 776 42 25 Fax: +90 212 776 40 58-59 mail: info@fti-europe.com



DENEY SERTİFİKASI / Test Certificate

AB-0531-T
020.678.1 / 2016
10 / 2016

Müşterinin Adı ve Adresi / Customer's Name & Address: Akpa Alüminyum San. ve Tic. A.Ş.

Hürriyet Mah. Dr. Cemil Bengü Cad. No: 6 Kağıthane / İSTANBUL / TÜRKİYE 34403

Numunenin Adı ve Tanımı / Sample's Name & Description: Akpa FS50 Series Stick (Caped) System

Curtain Wall for Artvin Çoruh Üniversitesi Project

Numune Kabul Tarihi : 14 / 10 / 2016

Referans No : 2016.685
Reference No

Acceptance Date of Item

Uygulanan Normlar / Norms Applied: EN 12153, EN 12155, EN 12179

Sonuçlar / Results: EN 12152 Air Permeability Classification : A4 (± 600 Pa)

EN 12154 Watertightness (Static Pressure) Classification : RE 1200

EN 13830 Resistance to Wind Load : OK (± 1200 Pa)

Test Tarihi / Date of Test

14-15 / 10 / 2016

Sayfa Sayısı / Number of Pages

1 / 24

Deney laboratuvarı olarak faaliyet gösteren FTI Fasad Teknoloji Merkezi, TÜRKAK 'tan AB-0531-T numarası ile TS EN ISO/IEC 17025 standardına göre akredite edilmiştir.

FTI Façade Testing Institute accredited by TURKAK under registration number AB-0531-T for TS EN ISO/IEC 17025 as test laboratory.

Türk Akreditasyon Kurumu (TÜRKAK) deney laboratuvarlarının tanınırlığı konusunda Avrupa Akreditasyon Birliği (EU) ile Çok Taraflı Anlaşma ve Uluslararası Laboratuvar Akreditasyon Birliği (ILAC) ile karşılıklı tanıma anlaşması imzalamıştır.

Turkish Accreditation Agency (TURKAK) is a signatory to the European co-operation for Accreditation (EA) Multilateral Aggrement (MLA) and to the International Laboratory Accreditation Cooperation (ILAC) Mutual Recognition Arrangement (MRA) for the recognition of test reports.

Deney ve/veya ölçüm sonuçları, genişletilmiş ölçüm belirsizlikleri (olması halinde) ve deney metotları bu sertifikanın tamamlayıcı kısmı olan takip eden sayfalarda verilmiştir. Bu sertifika yalnız test edilen numuneye ait sonuçları içerir ve ekte sunulan ilgili test raporu ile birlikte geçerlidir.

The test and/or measurement results, the uncertainties (if applicable) with confidence probability and test methods are given on the following pages.

This certificate includes the test results of the specimen which is identified above and its valid with the related test report.



Mühür / Seal


Tarih / Date

18 / 10 / 2016

Test Faaliyetleri Yöneticisi

Testing Manager

Serhat COLAK




F.15.22 REV NO: E AĞUSTOS 2016

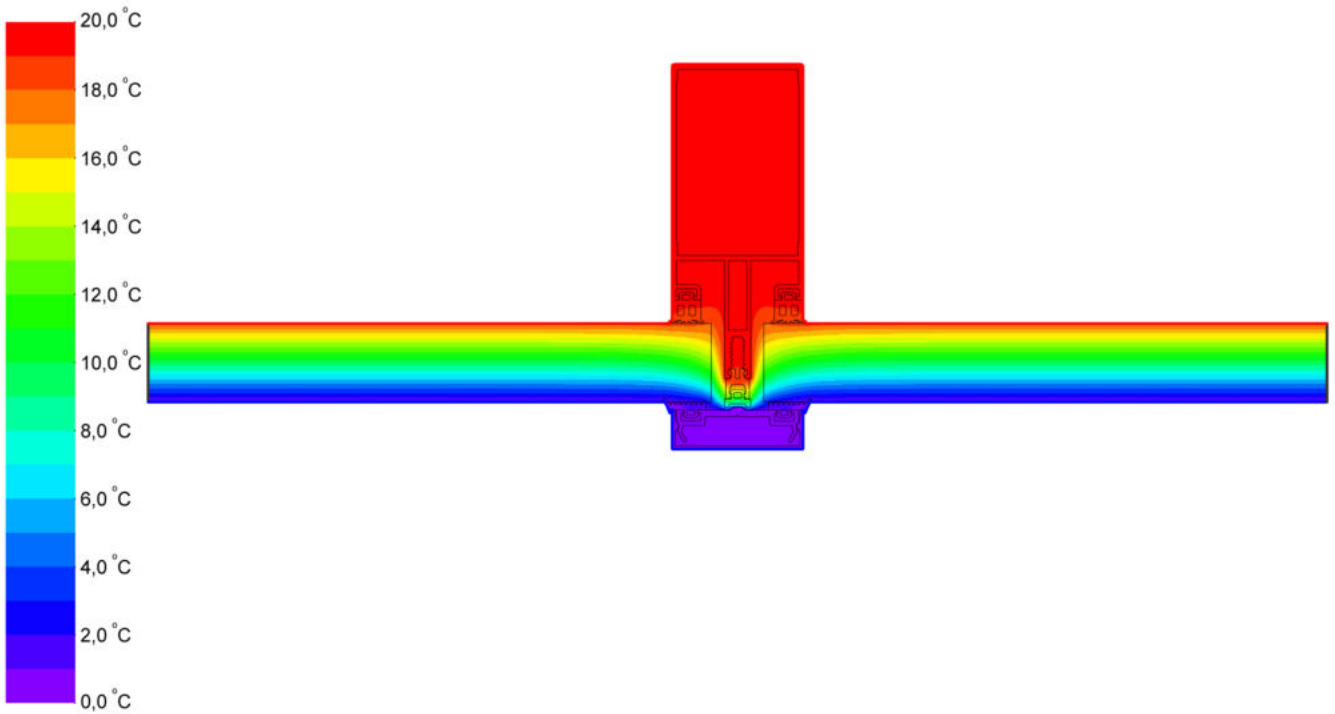
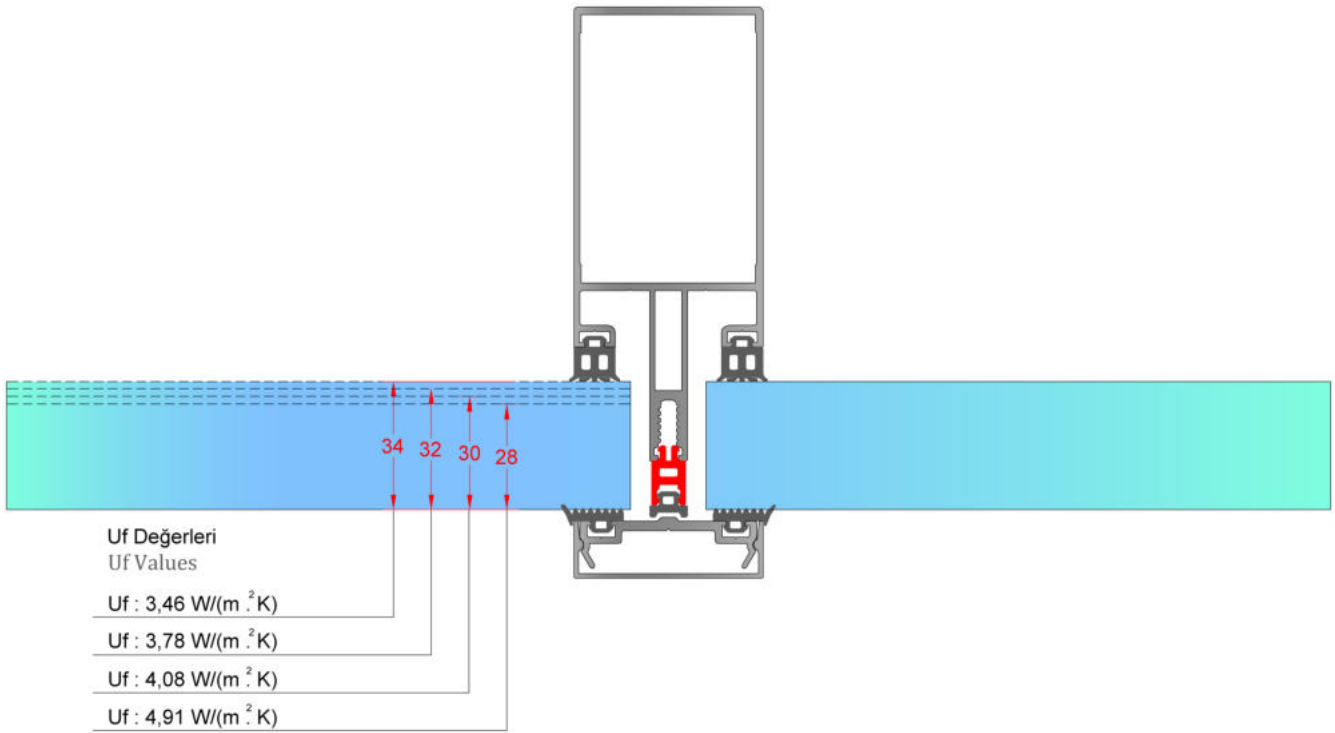
Laboratuvar Müdürü

Laboratory Manager

Öner ARSLAN

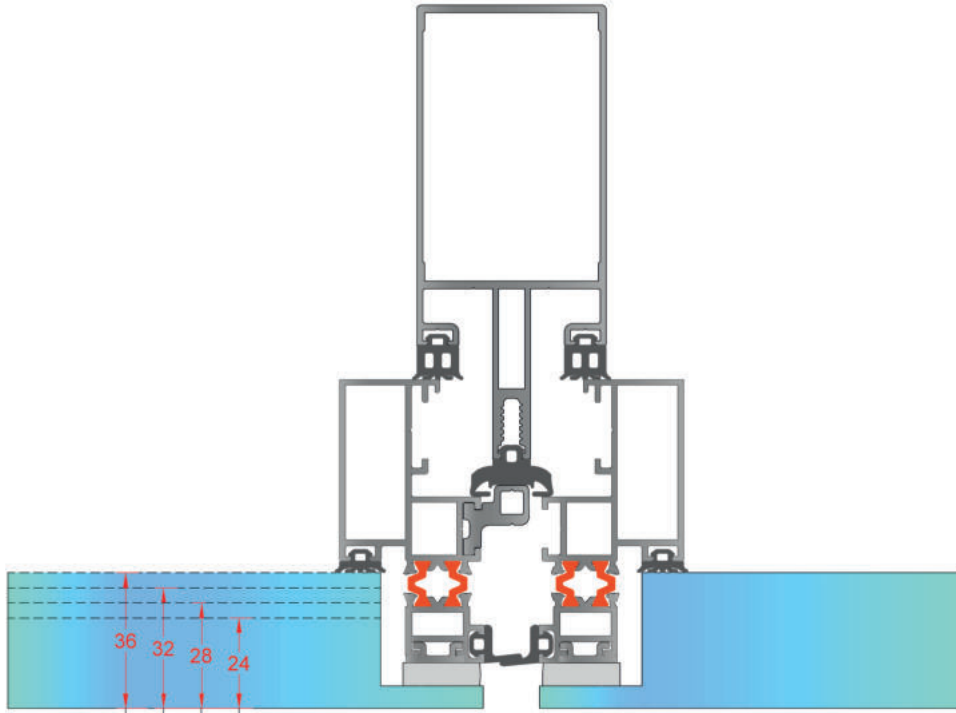


KAPAKLI CEPHE ISI YALITIM DEĞERİ
COVERED FACADE THERMAL INSULATION VALUES



Material	λ [W/(m·K)]
Aluminium (Si Alloys)	160,000
EPDM (ethylene propylene diene monomer)	0,250
PVC-U (polyvinylchloride), rigid	0,170
Panel	0,035
Undefined Material	0,010
pu	0,032

Boundary Condition	q [W/m ²]	θ [°C]	R [(m ² ·K)/W]
Exterior, frame	0,000	0,040	
Interior, heat flux, upwards	20,000	0,100	
Symmetry/Model section	0,000		



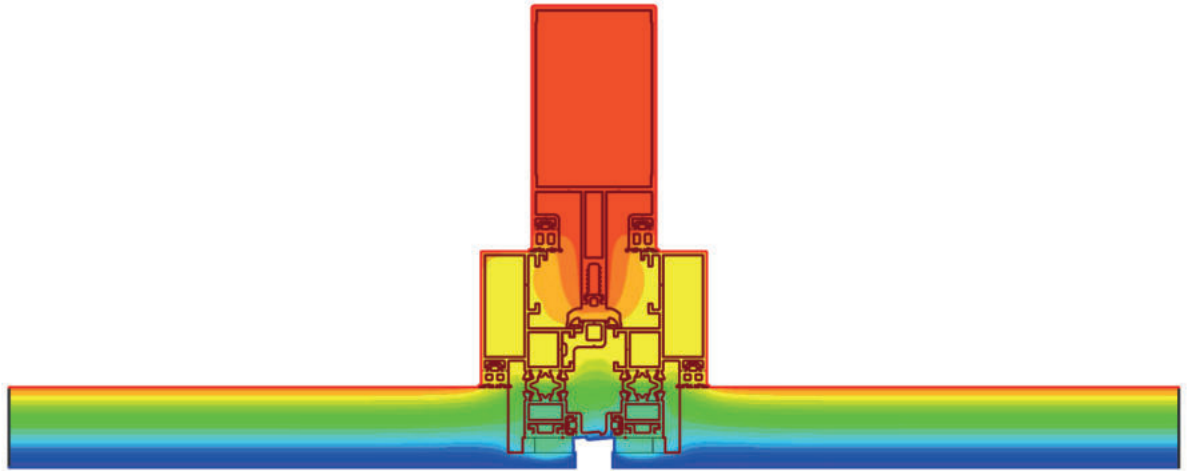
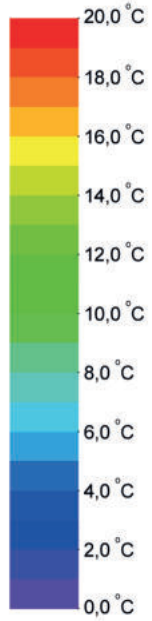
Uf Değerleri
Uf Values

Uf : 4,31 W/(m².K)

Uf : 4,37 W/(m².K)

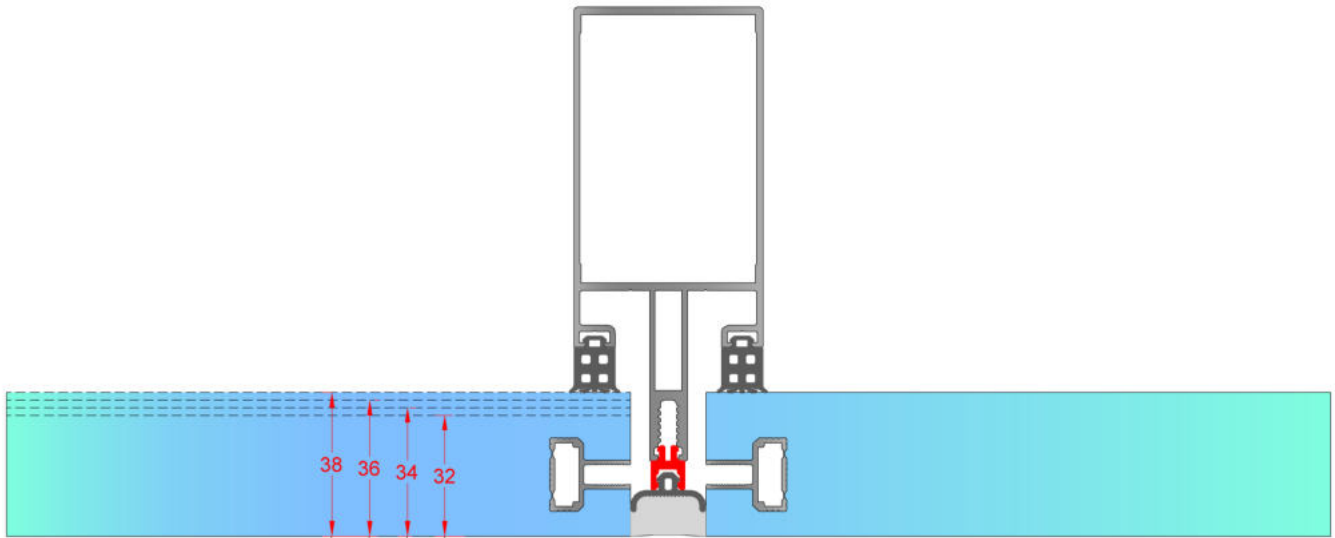
Uf : 5,86 W/(m².K)

Uf : 6,00 W/(m².K)

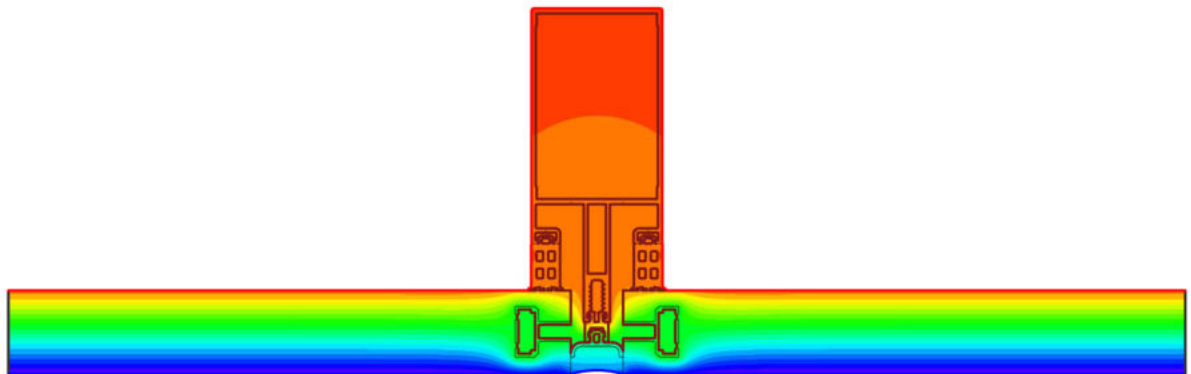



Material	λ [W/(m·K)]	ϵ	Boundary Condition	q [W/m ²]	θ [°C]	R [(m ² ·K)/W]	ϵ
Aluminium (Si Alloys)	160,000	0,900	Epsilon 0.9				0,900
EPDM (ethylene propylene diene monomer)	0,250	0,900	Exterior, frame		0,000	0,040	
Northon Band	0,038	0,900	Interior, normal, horizontal		20,000	0,130	
Panel	0,035	0,900	Symmetry/Model section	0,000			
Polyamid 6.6 with 25% glass fibre	0,300	0,900					
Silicone, pure (1)	0,350	0,900					
Unventilated air cavity	anisotropic						

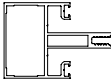
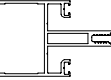
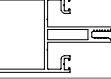






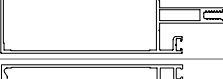
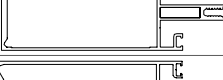








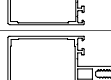
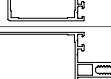
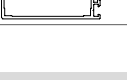
ENTEĞRE CEPHE ISI YALITIM DEĞERİ
INTEGRATED FACADE THERMAL INSULATION VALUES

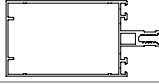
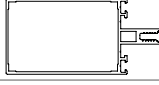




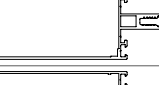



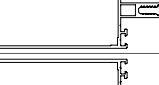


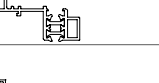
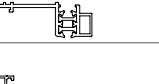
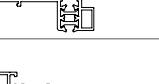
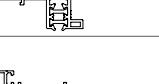
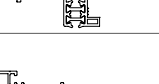
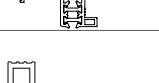
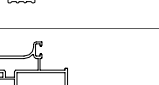
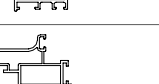



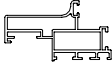
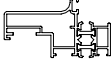
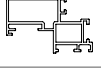
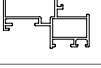
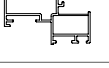

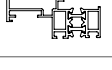
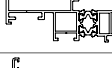
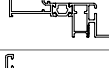
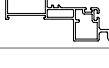



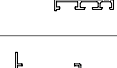





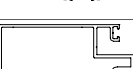
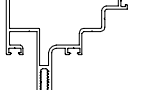
Uf Değerleri
Uf Values
Uf : 3,19 W/(m²·K)
Uf : 3,30 W/(m²·K)
Uf : 3,43 W/(m²·K)
Uf : 3,60 W/(m²·K)

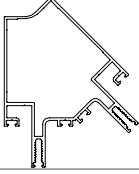




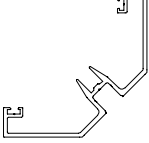




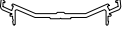
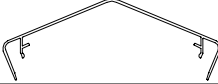
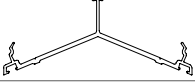


















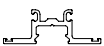
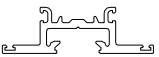
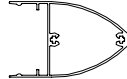
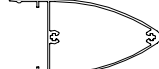


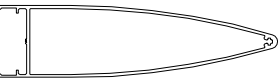
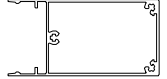

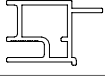
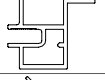


Material	λ [W/(m·K)]	ϵ	Boundary Condition	q [W/m ²]	θ [°C]	R [(m ² ·K)/W]	ϵ
Aluminium (Si Alloys)	160,000	0,900	Epsilon 0.9				0,900
EPDM (ethylene propylene diene monomer)	0,250	0,900	Exterior, frame	0,000	20,000	0,040	
PVC-U (polyvinylchloride), rigid	0,170	0,900	Interior, normal, horizontal			0,130	
Panel	0,035	0,900	Symmetry/Model section	0,000			
Silicone, pure (1)	0,350						
Unventilated air cavity		anisotropic					

PROFİL KESİTİ PROFILE SECTION	PROFİL KODU PROFILE CODE	PROFİL ADI PROFILE NAME	Jx cm ⁴	Jy cm ⁴	AĞIRLIK (kg/m) WEIGHT
	5115	44 mm DÜŞEY PROFİLİ 44 mm VERTICAL PROFILE	24,06 cm ⁴	14,26 cm ⁴	1,526 kg/m
	5008	50 mm DÜŞEY PROFİLİ 50 mm VERTICAL PROFILE	29,57 cm ⁴	15,36 cm ⁴	1,577 kg/m
	5009	50 mm DÜŞEY PROFİLİ 50 mm VERTICAL PROFILE	31,85 cm ⁴	16,43 cm ⁴	1,663 kg/m
	5006	80 mm DÜŞEY PROFİLİ 80 mm VERTICAL PROFILE	70,51 cm ⁴	20,38 cm ⁴	1,837 kg/m
	5007	80 mm DÜŞEY PROFİLİ 80 mm VERTICAL PROFILE	79,13 cm ⁴	23,35 cm ⁴	1,988 kg/m
	13083	90 mm DÜŞEY PROFİLİ 90 mm VERTICAL PROFILE	97,30 cm ⁴	22,49 cm ⁴	1,934 kg/m
	5004	100 mm DÜŞEY PROFİLİ 100 mm VERTICAL PROFILE	115,60 cm ⁴	23,91 cm ⁴	2,012 kg/m
	5127	100 mm DÜŞEY PROFİLİ 100 mm VERTICAL PROFILE	122,62 cm ⁴	26,38 cm ⁴	2,109 kg/m
	5005	100 mm DÜŞEY PROFİLİ 100 mm VERTICAL PROFILE	154,66 cm ⁴	28,93 cm ⁴	2,411 kg/m
	5002	120 mm DÜŞEY PROFİLİ 120 mm VERTICAL PROFILE	175,26 cm ⁴	28,51 cm ⁴	2,185 kg/m
	13085	120 mm DÜŞEY PROFİLİ 120 mm VERTICAL PROFILE	226,92 cm ⁴	31,62 cm ⁴	2,531 kg/m
	5003	125 mm DÜŞEY PROFİLİ 125 mm VERTICAL PROFILE	298,40 cm ⁴	35,99 cm ⁴	2,970 kg/m
	5000	135 mm DÜŞEY PROFİLİ 135 mm VERTICAL PROFILE	254,82 cm ⁴	35,99 cm ⁴	2,585 kg/m
	5001	140 mm DÜŞEY PROFİLİ 140 mm VERTICAL PROFILE	383,46 cm ⁴	39,45 cm ⁴	3,133 kg/m
	5078	150 mm DÜŞEY PROFİLİ 150 mm VERTICAL PROFILE	322,58 cm ⁴	37,31 cm ⁴	2,644 kg/m
	12264	160 mm DÜŞEY PROFİLİ 160 mm VERTICAL PROFILE	533,03 cm ⁴	45,20 cm ⁴	3,436 kg/m
	5090	180 mm DÜŞEY PROFİLİ 180 mm VERTICAL PROFILE	741,78 cm ⁴	62,05 cm ⁴	4,217 kg/m
	13084	240 mm DÜŞEY PROFİLİ 240 mm VERTICAL PROFILE	1523,69 cm ⁴	80,15 cm ⁴	5,498 kg/m
	5013	30 mm YATAY PROFİLİ 30 mm HORIZONTAL PROFILE	9,85 cm ⁴	10,25 cm ⁴	1,130 kg/m
	5122	50 mm YATAY PROFİLİ 50 mm HORIZONTAL PROFILE	12,13 cm ⁴	22,44 cm ⁴	1,166 kg/m
	5012	50 mm YATAY PROFİLİ 50 mm HORIZONTAL PROFILE	13,60 cm ⁴	25,15 cm ⁴	1,302 kg/m
	5011	65 mm YATAY PROFİLİ 65 mm HORIZONTAL PROFILE	16,42 cm ⁴	42,33 cm ⁴	1,432 kg/m

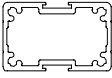
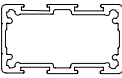
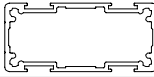
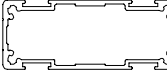




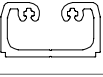










PROFİL KESİTİ PROFILE SECTION	PROFİL KODU PROFILE CODE	PROFİL ADI PROFILE NAME	Jx cm ⁴	Jy cm ⁴	AĞIRLIK (kg/m) WEIGHT
	5120	80 mm YATAY PROFİLİ 80 mm HORIZONTAL PROFILE	16,83 cm ⁴	59,73 cm ⁴	1,401 kg/m
	5010	80 mm YATAY PROFİLİ 80 mm HORIZONTAL PROFILE	19,23 cm ⁴	65,25 cm ⁴	1,560 kg/m
	9650	80 mm YATAY PROFİLİ 80 mm HORIZONTAL PROFILE	17,65 cm ⁴	61,56 cm ⁴	1,448 kg/m
	5126	80 mm YATAY PROFİLİ 80 mm HORIZONTAL PROFILE	19,23 cm ⁴	65,32 cm ⁴	1,560 kg/m
	5125	80 mm YATAY PROFİLİ 80 mm HORIZONTAL PROFILE	20,74 cm ⁴	69,30 cm ⁴	1,685 kg/m
	5121	86 mm YATAY PROFİLİ 86 mm HORIZONTAL PROFILE	20,35 cm ⁴	76,26 cm ⁴	1,615 kg/m
	13087	96 mm YATAY PROFİLİ 96 mm HORIZONTAL PROFILE	20,30 cm ⁴	91,02 cm ⁴	1,572 kg/m
	8454	100 mm YATAY PROFİLİ 100 mm HORIZONTAL PROFILE	20,13 cm ⁴	95,28 cm ⁴	1,549 kg/m
	5096	106 mm YATAY PROFİLİ 106 mm HORIZONTAL PROFILE	24,10 cm ⁴	120,60 cm ⁴	1,789 kg/m
	9733	106 mm YATAY PROFİLİ 106 mm HORIZONTAL PROFILE	28,22 cm ⁴	134,45 cm ⁴	2,055 kg/m
	5095	126 mm YATAY PROFİLİ 126 mm HORIZONTAL PROFILE	27,85 cm ⁴	178,01 cm ⁴	1,961 kg/m
	13086	146 mm YATAY PROFİLİ 146 mm HORIZONTAL PROFILE	34,55 cm ⁴	267,72 cm ⁴	2,329 kg/m
	12263	166 mm YATAY PROFİLİ 166 mm HORIZONTAL PROFILE	42,05 cm ⁴	381,47 cm ⁴	2,710 kg/m
	5064-5066	KAPAKLI CEPHE İÇİ KASA PROFİLİ COVERED FACADE FRAME PROFILE	27,56 cm ⁴	5,40 cm ⁴	1,205 kg/m
	5063-5066	KAPAKLI CEPHE İÇİ KASA PROFİLİ COVERED FACADE FRAME PROFILE	41,99 cm ⁴	5,40 cm ⁴	1,251 kg/m
	5065-5066	KAPAKLI CEPHE İÇİ KASA PROFİLİ COVERED FACADE FRAME PROFILE	37,26 cm ⁴	5,40 cm ⁴	1,250 kg/m
	5064-5067	YARI KAPAKLI CEPHE İÇİ KASA PROFİLİ SEMI-COVERED FACADE FRAME PROFILE	25,62 cm ⁴	5,46 cm ⁴	1,169 kg/m
	5063-5067	YARI KAPAKLI CEPHE İÇİ KASA PROFİLİ SEMI-COVERED FACADE FRAME PROFILE	39,33 cm ⁴	5,46 cm ⁴	1,215 kg/m
	5065-5067	YARI KAPAKLI CEPHE İÇİ KASA PROFİLİ SEMI-COVERED FACADE FRAME PROFILE	34,83 cm ⁴	5,46 cm ⁴	1,214 kg/m
	5023	KASA EK PROFİLİ ADDITIONAL PROFILE	-	-	0,094 kg/m
	5088	KASET PROFİLİ CASSETTE PROFILE	14,72 cm ⁴	3,63 cm ⁴	1,027 kg/m
	5028	KASET PROFİLİ CASSETTE PROFILE	14,32 cm ⁴	3,66 cm ⁴	1,037 kg/m

PROFİL KESİTİ PROFILE SECTION	PROFİL KODU PROFILE CODE	PROFİL ADI PROFILE NAME	Jx cm ⁴	Jy cm ⁴	AĞIRLIK (kg/m) WEIGHT
	5031	KASET PROFİLİ CASSETTE PROFILE	16,71 cm ⁴	3,98 cm ⁴	1,093 kg/m
	5029-5030-12	YALITIMLI KASET PROFİLİ THERMAL BREAK CASSETTE PROFILE	20,07 cm ⁴	4,50 cm ⁴	1,250 kg/m
	5062	KASET PROFİLİ CASSETTE PROFILE	10,08 cm ⁴	3,91 cm ⁴	0,918 kg/m
	5081	KASET PROFİLİ CASSETTE PROFILE	10,46 cm ⁴	3,87 cm ⁴	0,908 kg/m
	5093	KASET PROFİLİ CASSETTE PROFILE	8,86 cm ⁴	3,21 cm ⁴	0,766 kg/m
	6112	YALITIMSIZ GİZLİ KANAT PROFİLİ UNINSULATED HIDDEN SASH PROFILE	15,20 cm ⁴	3,06 cm ⁴	0,985 kg/m
	6110-6111	YALITIMLI KASET PROFİLİ THERMAL BREAK CASSETTE PROFILE	16,61 cm ⁴	5,00 cm ⁴	1,241 kg/m
	13104-13105	YALITIMLI KASET PROFİLİ THERMAL BREAK CASSETTE PROFILE	22,01 cm ⁴	5,74 cm ⁴	1,327 kg/m
	6113-6114	TEK CAM YALITIMLI KASA PROFİLİ THERMAL BREAK SINGLE GLAZING FRAME PROFILE	29,82 cm ⁴	7,74 cm ⁴	1,317 kg/m
	5099	TEK CAM KASET PROFİLİ SINGLE GLAZING CASSETTE PROFILE	21,37 cm ⁴	5,55 cm ⁴	1,013 kg/m
	13106-13105	TEK CAM YALITIMLI KASET PROFİLİ THERMAL BREAK CASSETTE SINGLE GLAZING PROFILE	15,50 cm ⁴	1,55 cm ⁴	1,014 kg/m
	5068	TEK CAM KASET PROFİLİ SINGLE GLAZING CASSETTE PROFILE	7,65 cm ⁴	1,11 cm ⁴	0,634 kg/m
	5032	TEK CAM KASET PROFİLİ SINGLE GLAZING CASSETTE PROFILE	11,42 cm ⁴	1,30 cm ⁴	0,727 kg/m
	5071	TEK CAM KASET PROFİLİ SINGLE GLAZING CASSETTE PROFILE	13,54 cm ⁴	1,47 cm ⁴	0,783 kg/m
	5056	TEK CAM VE SPANDREL PANEL KASET PROFİLİ SINGLE GLAZING VE SPANDREL PANEL CASSETTE PROFILE	6,57 cm ⁴	1,00 cm ⁴	0,478 kg/m
	13100-13101	DUVAR BİTİŞ PROFİLİ WALL FINISH PROFILE	9,94 cm ⁴	5,46 cm ⁴	1,031 kg/m
	5069	KOMPOZİT KASET PROFİLİ COMPOSITE CASSETTE PROFILE	-	-	0,470 kg/m
	5033	KOMPOZİT KASET PROFİLİ COMPOSITE CASSETTE PROFILE	-	-	0,508 kg/m
	5072	KOMPOZİT KASET PROFİLİ COMPOSITE CASSETTE PROFILE	-	-	0,524 kg/m
	13108-13109	SİSTEM GEÇİŞ ADAPTÖR PROFİLİ SYSTEM TRANSITION ADAPTER PROFILE	14,47 cm ⁴	3,32 cm ⁴	0,918 kg/m
	5014	90° KÖŞE DÖNÜŞ PROFİLİ 90° CORNER PROFILE	107,39 cm ⁴	107,39 cm ⁴	2,750 kg/m

PROFİL KESİTİ PROFILE SECTION	PROFİL KODU PROFILE CODE	PROFİL ADI PROFILE NAME	Jx cm ⁴	Jy cm ⁴	AĞIRLIK (kg/m) WEIGHT
	5015	135° KÖŞE DÖNÜŞ PROFİLİ 135° CORNER PROFILE	99,83 cm ⁴	91,71 cm ⁴	2,703 kg/m
	13092	90° KÖŞE DÖNÜŞ ÇITA PROFİLİ 90° CORNER BEAD PROFILE	-	-	0,117 kg/m
	13094	135° KÖŞE DÖNÜŞ ÇITA PROFİLİ 135° CORNER BEAD PROFILE	-	-	0,120 kg/m
	13093	90° KÖŞE DÖNÜŞ PROFİLİ 90° CORNER COVER PROFILE	-	-	0,687 kg/m
	13097	90° KÖŞE DÖNÜŞ PROFİLİ 90° CORNER COVER PROFILE	-	-	1,779 kg/m
	13091	90° DIŞTAN KÖŞE DÖNÜŞ KAPAK PROFİLİ 90° CORNER COVER PROFILE	-	-	1,950 kg/m
	5991	KAPAK PROFİLİ COVER PROFILE	-	-	0,108 kg/m
	13098	90° İÇTEN KÖŞE DÖNÜŞ PROFİLİ 90° CORNER COVER PROFILE	-	-	0,749 kg/m
	13099	90° İÇTEN KÖŞE DÖNÜŞ KAPAK PROFİLİ 90° CORNER COVER PROFILE	-	-	0,688 kg/m
	13096	135° KÖŞE DÖNÜŞ KAPAK PROFİLİ 135° CORNER COVER PROFILE	-	-	0,945 kg/m
	13095	135° KÖŞE DÖNÜŞ BASKI PROFİLİ 135° CORNER EXTENSION PROFILE	-	-	0,728 kg/m
	5043	KAPAK PROFİLİ COVER PROFILE	-	-	0,961 kg/m
	5044	KAPAK PROFİLİ COVER PROFILE	-	-	1,260 kg/m
	13255	KAPAK PROFİLİ COVER PROFILE	-	-	0,249 kg/m
	13088	KAPAK PROFİLİ COVER PROFILE	-	-	0,272 kg/m
	2006	KAPAK PROFİLİ COVER PROFILE	-	-	0,385 kg/m
	5123	KAPAK PROFİLİ COVER PROFILE	-	-	0,340 kg/m
	2009	KAPAK PROFİLİ COVER PROFILE	-	-	0,439 kg/m
	5046	KAPAK PROFİLİ COVER PROFILE	-	-	0,334 kg/m
	5045	KAPAK PROFİLİ COVER PROFILE	-	-	0,380 kg/m

PROFİL KESİTİ PROFILE SECTION	PROFİL KODU PROFILE CODE	PROFİL ADI PROFILE NAME	Jx cm ⁴	Jy cm ⁴	AĞIRLIK (kg/m) WEIGHT
	2049	KAPAK PROFİLİ COVER PROFILE	-	-	0,331 kg/m
	2050	KAPAK PROFİLİ COVER PROFILE	-	-	0,403 kg/m
	13089	KAPAK PROFİLİ COVER PROFILE	-	-	0,728 kg/m
	5047	EĞİMLİ KAPAK PROFİLİ INCLINED COVER PROFILE	-	-	0,369 kg/m
	13254	KAPAK ALTI BASKI PROFİLİ UNDER COVER EXTENSION PROFILE	-	-	0,384 kg/m
	5048	KAPAK ALTI BASKI PROFİLİ UNDER COVER EXTENSION PROFILE	-	-	0,466 kg/m
	5124	KAPAK ALTI BASKI PROFİLİ UNDER COVER EXTENSION PROFILE	-	-	0,430 kg/m
	5052	KAPAK ALTI BASKI PROFİLİ UNDER COVER BASKI PROFILE	-	-	0,515 kg/m
	7619	KAPAK ALTI BASKI PROFİLİ UNDER COVER BASKI PROFILE	-	-	0,337 kg/m
	5119	OMEGA KAPAK PROFİLİ OMEGA COVER PROFILE	-	-	0,384 kg/m
	12920	OMEGA KAPAK PROFİLİ OMEGA COVER PROFILE	-	-	0,516 kg/m
	5080	BADEM KAPAK PROFİLİ CONVEX COVER PROFILE	-	-	1,106 kg/m
	5051	BADEM KAPAK PROFİLİ CONVEX COVER PROFILE	-	-	1,253 kg/m
	5050	BADEM KAPAK PROFİLİ CONVEX COVER PROFILE	-	-	1,635 kg/m
	5049	BADEM KAPAK PROFİLİ CONVEX COVER PROFILE	-	-	1,874 kg/m
	10065	BADEM KAPAK PROFİLİ CONVEX COVER PROFILE	-	-	2,719 kg/m
	9691	BADEM KAPAK PROFİLİ CONVEX COVER PROFILE	-	-	1,498 kg/m
	8369	BADEM KAPAK PROFİLİ CONVEX COVER PROFILE	-	-	4,515 kg/m
	6115	TEK CAM SPACER PROFİLİ SINGLE GLAZING SPACER PROFILE	-	-	0,411 kg/m
	6116	PANEL SPACER PROFİLİ PANEL SPACER PROFILE	-	-	0,530 kg/m
	5070	ALÜMİNYUM LEVHA PROFİLİ ALUMINIUM PLATE PROFILE	-	-	0,252 kg/m
	5039	ALÜMİNYUM LEVHA PROFİLİ ALUMINIUM PLATE PROFILE	-	-	0,280 kg/m

PROFİL KESİTİ PROFILE SECTION	PROFİL KODU PROFILE CODE	PROFİL ADI PROFILE NAME	Jx cm ⁴	Jy cm ⁴	AĞIRLIK (kg/m) WEIGHT
	5076	ADAPTÖR PROFİLİ ADAPTER PROFILE	-	-	0,515 kg/m
	5024	KASET TESPİT PROFİLİ CASEDDE PROFILE	-	-	0,323 kg/m
	5079	KASET TESPİT PROFİLİ CASEDDE PROFILE	-	-	0,613 kg/m
	5036	KASET ALTI KİLİT PROFİLİ HORIZONTAL LOCK PROFILE	-	-	0,339 kg/m
	5037	KASET ÜST KİLİT PROFİLİ CASEDDE BOTTOM LOCK PROFILE	-	-	0,340 kg/m
	5094	KASET TESPİT PROFİLİ CASEDDE PROFILE	-	-	0,346 kg/m
	5026	CAM TUTUCU PROFİLİ GLAZING HOLDER PROFILE	-	-	0,233kg/m
	5057	CAM TUTUCU PROFİLİ GLAZING HOLDER PROFILE	-	-	0,248 kg/m
	5058	CAM ALTI TAKOZ PROFİLİ SUB-GLAZING WEDGE PROFILE	-	-	0,244 kg/m
	5060	ÇİTA PROFİLİ BEAD PROFILE	-	-	0,172 kg/m
	5097	YÜKSELTME ÇİTA PROFİLİ EXTENSION BEAD PROFILE	-	-	0,198 kg/m
	5059	YÜKSELTME ÇİTA PROFİLİ EXTENSION BEAD PROFILE	-	-	0,210 kg/m
	13102	YÜKSELTME ÇİTA PROFİLİ EXTENSION BEAD PROFILE	-	-	0,250 kg/m
	13103	YÜKSELTME ÇİTA PROFİLİ EXTENSION BEAD PROFILE	-	-	0,309 kg/m
	5077	ADAPTÖR PROFİLİ ADAPTER PROFILE	-	-	0,126 kg/m
	5027	CAM YAPIŞTIRMA PROFİLİ GLAZING BONDING PROFILE	-	-	0,128 kg/m
	8241	TİJ PROFİLİ STEM BAR PROFILE	-	-	0,099 kg/m
	1122	TİJ PROFİLİ STEM BAR PROFILE	-	-	0,158 kg/m
	5021	DİLATASYON PROFİLİ DILATATION PROFILE	-	-	2,467 kg/m
	5020	DİLATASYON PROFİLİ DILATATION PROFILE	-	-	2,137 kg/m
	5019	DİLATASYON PROFİLİ DILATATION PROFILE	-	-	2,226 kg/m

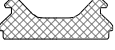
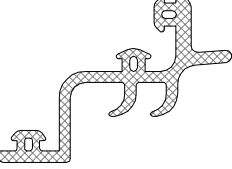
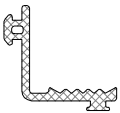
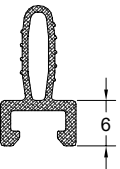
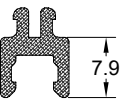
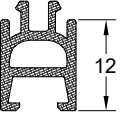
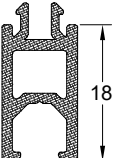
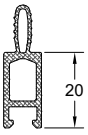
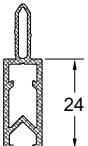
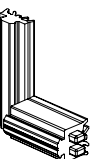
PROFİL KESİTİ PROFILE SECTION	PROFİL KODU PROFILE CODE	PROFİL ADI PROFILE NAME	Jx cm ⁴	Jy cm ⁴	AĞIRLIK (kg/m) WEIGHT
	5092	DİLATASYON PROFİLİ DILATATION PROFILE	-	-	2,435 kg/m
	5018	DİLATASYON PROFİLİ DILATATION PROFILE	-	-	2,428 kg/m
	5017	DİLATASYON PROFİLİ DILATATION PROFILE	-	-	2,745 kg/m
	5016	DİLATASYON PROFİLİ DILATATION PROFILE	-	-	2,948 kg/m
	5091	DİLATASYON PROFİLİ DILATATION PROFILE	-	-	3,193 kg/m
	5129	DİLATASYON PROFİLİ DILATATION PROFILE	-	-	4,656 kg/m
	9748	TEK CAM SPACER PROFİLİ SINGLE GLAZING SPACER PROFILE	-	-	0,419 kg/m
	6117	ISICAM SPACER PROFİLİ DOUBLE GLAZING SPACER PROFILE	-	-	0,254 kg/m
	5042	U BAĞLANTI PROFİLİ U CONNECTION PROFILE	-	-	1,144 kg/m
	5041	KIRLANGIÇ BAĞLANTI PROFİLİ CONNECTION PROFILE	-	-	2,211 kg/m
	5040	KIRLANGIÇ BAĞLANTI PROFİLİ CONNECTION PROFILE	-	-	0,456 kg/m
	6121	U BAĞLANTI PROFİLİ U CONNECTION PROFILE	-	-	2,026 kg/m
	13090	C BAĞLANTI PROFİLİ C CONNECTION PROFILE	-	-	0,962 kg/m
	1662	KÖŞE TAKOZ PROFİLİ CORNER WEDGE PROFILE	-	-	2,576 kg/m
	5022	KÖŞE TAKOZ PROFİLİ CORNER WEDGE PROFILE	-	-	2,245 kg/m
	2046	KÖŞE TAKOZ PROFİLİ CORNER WEDGE PROFILE	-	-	2,091 kg/m
	2371	KÖŞE TAKOZ PROFİLİ CORNER WEDGE PROFILE	-	-	2,241 kg/m
	1695	KÖŞE TAKOZ PROFİLİ CORNER WEDGE PROFILE	-	-	2,540 kg/m
	1533	KÖŞE TAKOZ PROFİLİ CORNER WEDGE PROFILE	-	-	0,566 kg/m

AKSESUAR ACCESSORY	STOK KODU REFERENCE CODE	AKSESUAR ADI DESCRIPTION	AKSESUAR KODU PRODUCT CODE	PAKET PACK
	AKS1237	CEPHE CAM FİTİLİ (3 mm) FACADE GLAZING GASKET (3 mm)	FS50-CF.03	169 mt / paket 10 kg
	AKS1238	CEPHE CAM FİTİLİ (4 mm) FACADE GLAZING GASKET (4 mm)	FS50-CF.04	149 mt / paket 10 kg
	AKS1239	CEPHE CAM FİTİLİ (5 mm) FACADE GLAZING GASKET (5 mm)	FS50-CF.05	119 mt / paket 10 kg
	AKS1241	CEPHE CAM FİTİLİ (6 mm) FACADE GLAZING GASKET (6 mm)	FS50-CF.06	94 mt / paket 10 kg
	AKS1242	CEPHE CAM FİTİLİ (7 mm) FACADE GLAZING GASKET (7 mm)	FS50-CF.07	92 mt / paket 10 kg
	AKS1243	CEPHE CAM FİTİLİ (8 mm) FACADE GLAZING GASKET (8 mm)	FS50-CF.08	87 mt / paket 10 kg
	AKS1244	CEPHE CAM FİTİLİ (9 mm) FACADE GLAZING GASKET (9 mm)	FS50-CF.09	80 mt / paket 10 kg
	AKS1320	CEPHE CAM FİTİLİ (10 mm) FACADE GLAZING GASKET (10 mm)	FS50-CF.10	75 mt / paket 10 kg
	AKS1245	CEPHE CAM FİTİLİ (11 mm) FACADE GLAZING GASKET (11 mm)	FS50-CF.11	68 mt / paket 10 kg
	AKS1246	CEPHE CAM FİTİLİ (12 mm) FACADE GLAZING GASKET (12 mm)	FS50-CF.12	64 mt / paket 10 kg

AKSESUAR ACCESSORY	STOK KODU REFERENCE CODE	AKSESUAR ADI DESCRIPTION	AKSESUAR KODU PRODUCT CODE	PAKET PACK
	AKS1247	CEPHE CAM FİTİLİ (13 mm) FACADE GLAZING GASKET (13 mm)	FS50-CF.13	60 mt / paket 10 kg
	AKS1248	CEPHE CAM FİTİLİ (14 mm) FACADE GLAZING GASKET (14 mm)	FS50-CF.14	56 mt / paket 10 kg
	AKS1249	CEPHE CAM FİTİLİ (15 mm) FACADE GLAZING GASKET (15 mm)	FS50-CF.15	54 mt / paket 10 kg
	AKS1250	CEPHE CAM FİTİLİ (16 mm) FACADE GLAZING GASKET (16 mm)	FS50-CF.16	46 mt / paket 10 kg
	AKS1252	CEPHE CAM FİTİLİ (18 mm) FACADE GLAZING GASKET (18 mm)	FS50-CF.18	42 mt / paket 10 kg
	AKS1289	KAPAK ALTI DIŞ CAM FİTİLİ UNDER COVER OUTER GLAZING GASKET	FS50-KF.30	136 mt / paket 10 kg
	AKS1290	KAPAK ALTI DIŞ CAM FİTİLİ UNDER COVER OUTER GLAZING GASKET	FS50-KF.50	103 mt / paket 10 kg
	AKS7114	CEPHE ORTA BASKI FİTİLİ (3 mm) CENTER PRESSURE GASKET (3 mm)	FS50-MF.03	212 mt / paket 10 kg/mt
	AKS1387	CEPHE ORTA BASKI FİTİLİ (4 mm) CENTER PRESSURE GASKET (4 mm)	FS50-MF.04	178 mt / paket 10 kg/mt
	AKS1388	CEPHE ORTA BASKI FİTİLİ (5 mm) CENTER PRESSURE GASKET (5 mm)	FS50-MF.05	153 mt / paket 10 kg/mt

AKSESUAR ACCESSORY	STOK KODU REFERENCE CODE	AKSESUAR ADI DESCRIPTION	AKSESUAR KODU PRODUCT CODE	PAKET PACK
	AKS1383	CEPHE ORTA BASKI FİTİLİ (6 mm) CENTER PRESSURE GASKET (6 mm)	FS50-MF.06	131 mt / paket 10 kg/mt
	AKS1386	CEPHE ORTA BASKI FİTİLİ (7 mm) CENTER PRESSURE GASKET (7 mm)	FS50-MF.07	111 mt / paket 10 kg/mt
	AKS1307	CEPHE ORTA BASKI FİTİLİ (8 mm) CENTER PRESSURE GASKET (8 mm)	FS50-MF.08	100 mt / paket 10 kg/mt
	AKS1384	CEPHE ORTA BASKI FİTİLİ (9 mm) CENTER PRESSURE GASKET (9 mm)	FS50-MF.09	96 mt / paket 10 kg/mt
	AKS7176	CEPHE ISI İZOLATÖR FİTİLİ (3 mm) FACADE THERMAL INSULATOR GASKET (3 mm)	FS50-IF.03	212 mt / paket 10 kg/mt
	AKS1378	CEPHE ISI İZOLATÖR FİTİLİ (4 mm) FACADE THERMAL INSULATOR GASKET (4 mm)	FS50-IF.04	166 mt / paket 10 kg/mt
	AKS7177	CEPHE ISI İZOLATÖR FİTİLİ (5 mm) FACADE THERMAL INSULATOR GASKET (5 mm)	FS50-IF.05	147 mt / paket 10 kg/mt
	AKS1379	CEPHE ISI İZOLATÖR FİTİLİ (6 mm) FACADE THERMAL INSULATOR GASKET (6 mm)	FS50-IF.06	140 mt / paket 10 kg/mt
	AKS1380	CEPHE ISI İZOLATÖR FİTİLİ (7 mm) FACADE THERMAL INSULATOR GASKET (7 mm)	FS50-IF.07	121 mt / paket 10 kg/mt
	AKS7178	CEPHE ISI İZOLATÖR FİTİLİ (9 mm) FACADE THERMAL INSULATOR GASKET (9 mm)	FS50-IF.09	96 mt / paket 10 kg/mt

AKSESUAR ACCESSORY	STOK KODU REFERENCE CODE	AKSESUAR ADI DESCRIPTION	AKSESUAR KODU PRODUCT CODE	PAKET PACK
	AKS1446	KAMA FİTİLİ (2 MM) DERZ GASKET(2 mm)	FS50-KMF.02	250 mt / paket 10 kg/mt
	AKS1280	KASA DERZ FİTİLİ FRAME JOINT GASKET	FS50-KTF.20	140 mt / paket 10 kg/mt
	AKS1294	CEPHE GİZLİ KANAT-KASA FİTİLİ HIDDEN SASH-FRAME GASKET	FS50-KYF.10	113 mt / paket 10 kg/mt
	AKS1261	CEPHE İÇİ KASET DERZ FİTİLİ INTERIOR FAÇADE CASSETTE JOINT GASKET	FS50-TF.20	166 mt / paket 10 kg/mt
	AKS1262	CEPHE İÇİ KASET DERZ FİTİLİ INTERIOR FAÇADE CASSETTE JOINT GASKET	FS50-TF.40	115 mt / paket 10 kg/mt
	AKS1375	KASA BİNİ FİTİLİ FRAME MOUNTING GASKET	FS50-KYF.03	215 mt / paket 10 kg/mt
	AKS1293	YARI KAPAKLI CEPHE DÜŞEY FİTİLİ SEMI COVERED FAÇADE VERTICAL GASKET	FS50-KF.10	52 mt / paket 10 kg/mt
	AKS1305	ORTA BASKI FİTİLİ CENTER PRESSURE GASKET	FS50-OYF.30	51 mt / paket 10 kg/mt
	AKS1304	SİLİKON CEPHE AÇILI ORTA BASKI FİTİLİ STRUCTURAL FAÇADE ANGLE PRESSURE GASKET	FS50-OYF.40	45 mt / paket 10 kg/mt
	AKS1268	ENTEĞRE CEPHE DIŞ DERZ FİTİLİ INTEGRATED FAÇADE OUTSIDE GLAZING GASKET	FS50-STF.30	159 mt / paket 10 kg/mt
	AKS8419	ENTEĞRE CEPHE DIŞ DERZ FİTİLİ SİLİKON ESASLI INTEGRATED FAÇADE OUTSIDE GLAZING GASKET		90 mt / paket 9 kg/mt

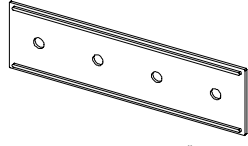
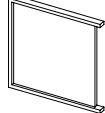
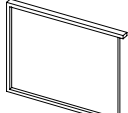
AKSESUAR ACCESSORY	STOK KODU REFERENCE CODE	AKSESUAR ADI DESCRIPTION	AKSESUAR KODU PRODUCT CODE	PAKET PACK
	AKS1292	OMEGA KAPAK FİTİLİ OMEGA COVER GASKET	FS50-KF.20	135 mt / paket 10 kg/mt
	AKS1390	OMEGA SİSTEM KASA FİTİLİ OMEGA SYSTEM FRAME GASKET	FS50-CYF.30	65 mt / paket 10 kg/mt
	AKS1389	OMEGA KAPAK CAM ALTI FİTİLİ OMEGA COVER UNDER GLAZING GASKET	FS50-CF.20	220 mt / paket 10 kg/mt
	AKS473	CEPHE ISI İZOLATÖR (6 mm) FACADE THERMAL INSULATOR (6 mm)	FS50-PLS.06	125 mt / 25 boy
	AKS470	CEPHE ISI İZOLATÖR (7.9 mm) FACADE THERMAL INSULATOR (7.9 mm)	FS50-İZ.79	125 mt / 25 boy
	AKS4148	CEPHE ISI İZOLATÖR (12 mm) FACADE THERMAL INSULATOR (12 mm)	FS50-PLS.12	125 mt / 25 boy
	AKS4149	CEPHE ISI İZOLATÖR (18 mm) FACADE THERMAL INSULATOR (18 mm)	FS50-PLS.18	125 mt / 25 boy
	AKS472	CEPHE ISI İZOLATÖR (20 mm) FACADE THERMAL INSULATOR (20 mm)	FS50-PLS.20	125 mt / 25 boy
	AKS474	CEPHE ISI İZOLATÖR 24 mm) FACADE THERMAL INSULATOR (24 mm)	FS50-PLS.24	125 mt / 25 boy
	AKS1483	CEPHE KÖŞE VULKANİZE FİTİL SAĞ/SOL (CF.09+CF.03) FACADE CORNER VULCANIZE GASKET RIGHT/LEFT (CF.09+CF.03)	FS50-CVK.93	40 tk / paket

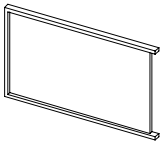
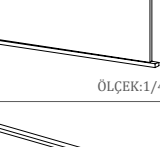
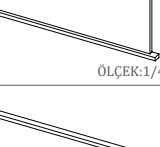
AKSESUAR ACCESSORY	STOK KODU REFERENCE CODE	AKSESUAR ADI DESCRIPTION	AKSESUAR KODU PRODUCT CODE	PAKET PACK
	AKS1484	CEPHE KÖŞE VULKANİZE FİTİL SAĞ/SOL (CF.10+CF.04) FACADE CORNER VULCANIZE GASKET RIGHT/LEFT (CF.10+CF.04)	FS50-CVK.104	40 tk / paket
	AKS1485	CEPHE KÖŞE VULKANİZE FİTİL SAĞ/SOL (CF.11+CF.05) FACADE CORNER VULCANIZE GASKET RIGHT/LEFT (CF.11+CF.05)	FS50-CVK.115	40 tk / paket
	AKS1486	CEPHE KÖŞE VULKANİZE FİTİL SAĞ/SOL (CF.12+CF.06) FACADE CORNER VULCANIZE GASKET RIGHT/LEFT (CF.12+CF.06)	FS50-CVK.126	40 tk / paket
	AKS1487	CEPHE KÖŞE VULKANİZE FİTİL SAĞ/SOL (CF.13+CF.07) FACADE CORNER VULCANIZE GASKET RIGHT/LEFT (CF.13+CF.07)	FS50-CVK.137	40 tk / paket
	AKS1488	CEPHE KÖŞE VULKANİZE FİTİL SAĞ/SOL (CF.14+CF.08) FACADE CORNER VULCANIZE GASKET RIGHT/LEFT (CF.14+CF.08)	FS50-CVK.148	40 tk / paket
	AKS1489	CEPHE KÖŞE VULKANİZE FİTİL SAĞ/SOL (CF.15+CF.09) FACADE CORNER VULCANIZE GASKET RIGHT/LEFT (CF.15+CF.09)	FS50-CVK.159	40 tk / paket
	AKS7288	CEPHE KÖŞE VULKANİZE FİTİL SAĞ/SOL (CF.18+CF.12) FACADE CORNER VULCANIZE GASKET RIGHT/LEFT (CF.18+CF.12)	FS50-CVK.1812	40 tk / paket
	AKS1490	CEPHE KÖŞE VULKANİZE FİTİL SAĞ/SOL (TF.20+TF.20) FACADE CORNER VULCANIZE GASKET RIGHT/LEFT (TF.20+TF.20)	FS50-CVK.20	40 tk / paket
	AKS1491	CEPHE KÖŞE VULKANİZE FİTİL SAĞ/SOL (TF.40+TF.40) FACADE CORNER VULCANIZE GASKET RIGHT/LEFT (TF.40+TF.40)	FS50-CVK.40	40 tk / paket
	AKS3997	30 HEMYÜZ GENLEŞME YAKASI (EPDM) SYMMETRICAL EXPANSION GASKET-30 (EPDM)	FS50-HYK.30	100 ad / paket

ÖLÇEK:1/4

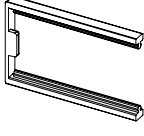
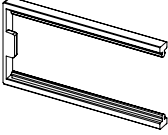

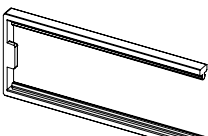
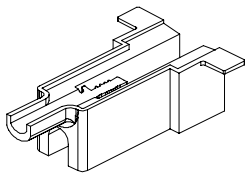
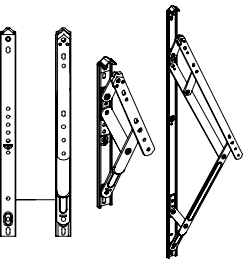
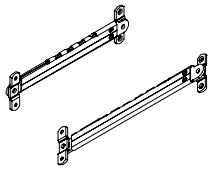
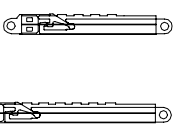
AKSESUAR ACCESSORY	STOK KODU REFERENCE CODE	AKSESUAR ADI DESCRIPTION	AKSESUAR KODU PRODUCT CODE	PAKET PACK
 ÖLÇEK:1/4	AKS3998	44 HEMYÜZ GENLEŞME YAKASI (EPDM) SYMMETRICAL EXPANSION GASKET-44 (EPDM)	FS50-HYK.44	100 ad / paket
 ÖLÇEK:1/4	AKS3999	50 HEMYÜZ GENLEŞME YAKASI (EPDM) SYMMETRICAL EXPANSION GASKET-50 (EPDM)	FS50-HYK.50	100 ad / paket
 ÖLÇEK:1/4	AKS4000	59 HEMYÜZ GENLEŞME YAKASI (EPDM) SYMMETRICAL EXPANSION GASKET-59 (EPDM)	FS50-HYK.59	100 ad / paket
 ÖLÇEK:1/4	AKS4001	65 HEMYÜZ GENLEŞME YAKASI (EPDM) SYMMETRICAL EXPANSION GASKET-65 (EPDM)	FS50-HYK.65	100 ad / paket
 ÖLÇEK:1/4	AKS4002	74 HEMYÜZ GENLEŞME YAKASI (EPDM) SYMMETRICAL EXPANSION GASKET-74 (EPDM)	FS50-HYK.74	100 ad / paket
 ÖLÇEK:1/4	AKS4003	80 HEMYÜZ GENLEŞME YAKASI (EPDM) SYMMETRICAL EXPANSION GASKET-80 (EPDM)	FS50-HYK.80	100 ad / paket
 ÖLÇEK:1/4	AKS4004	86 HEMYÜZ GENLEŞME YAKASI (EPDM) SYMMETRICAL EXPANSION GASKET-86 (EPDM)	FS50-HYK.86	100 ad / paket
 ÖLÇEK:1/4	AKS4005	90 HEMYÜZ GENLEŞME YAKASI (EPDM) SYMMETRICAL EXPANSION GASKET-90 (EPDM)	FS50-HYK.90	100 ad / paket
 ÖLÇEK:1/4	AKS4006	94 HEMYÜZ GENLEŞME YAKASI (EPDM) SYMMETRICAL EXPANSION GASKET-94 (EPDM)	FS50-HYK.94	100 ad / paket
 ÖLÇEK:1/4	AKS4007	96 HEMYÜZ GENLEŞME YAKASI (EPDM) SYMMETRICAL EXPANSION GASKET-96 (EPDM)	FS50-HYK.96	100 ad / paket

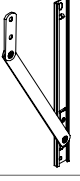
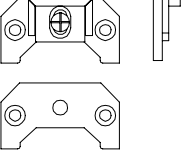
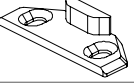
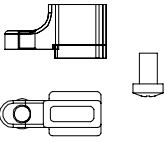
AKSESUAR ACCESSORY	STOK KODU REFERENCE CODE	AKSESUAR ADI DESCRIPTION	AKSESUAR KODU PRODUCT CODE	PAKET PACK
 ÖLÇEK:1/4	AKS1501	100 HEMİYÜZ GENLEŞME YAKASI (EPDM) SYMMETRICAL EXPANSION GASKET-100 (EPDM)	FS50-HYK.100	100 ad / paket
 ÖLÇEK:1/4	AKS4008	106 HEMİYÜZ GENLEŞME YAKASI (EPDM) SYMMETRICAL EXPANSION GASKET-106 (EPDM)	FS50-HYK.106	100 ad / paket
 ÖLÇEK:1/4	AKS1502	120 HEMİYÜZ GENLEŞME YAKASI (EPDM) SYMMETRICAL EXPANSION GASKET-120 (EPDM)	FS50-HYK.120	100 ad / paket
 ÖLÇEK:1/4	AKS4009	125 HEMİYÜZ GENLEŞME YAKASI (EPDM) SYMMETRICAL EXPANSION GASKET-125 (EPDM)	FS50-HYK.125	100 ad / paket
 ÖLÇEK:1/4	AKS4010	126 HEMİYÜZ GENLEŞME YAKASI (EPDM) SYMMETRICAL EXPANSION GASKET-126 (EPDM)	FS50-HYK.126	100 ad / paket
 ÖLÇEK:1/4	AKS4011	135 HEMİYÜZ GENLEŞME YAKASI (EPDM) SYMMETRICAL EXPANSION GASKET-135 (EPDM)	FS50-HYK.135	100 ad / paket
 ÖLÇEK:1/4	AKS4012	140 HEMİYÜZ GENLEŞME YAKASI (EPDM) SYMMETRICAL EXPANSION GASKET-140 (EPDM)	FS50-HYK.140	100 ad / paket
 ÖLÇEK:1/4	AKS4013	146 HEMİYÜZ GENLEŞME YAKASI (EPDM) SYMMETRICAL EXPANSION GASKET-146 (EPDM)	FS50-HYK.146	100 ad / paket
 ÖLÇEK:1/4	AKS4014	150 HEMİYÜZ GENLEŞME YAKASI (EPDM) SYMMETRICAL EXPANSION GASKET-150 (EPDM)	FS50-HYK.146	100 ad / paket
 ÖLÇEK:1/5	AKS4015	160 HEMİYÜZ GENLEŞME YAKASI (EPDM) SYMMETRICAL EXPANSION GASKET-160 (EPDM)	FS50-HYK.160	100 ad / paket

AKSESUAR ACCESSORY	STOK KODU REFERENCE CODE	AKSESUAR ADI DESCRIPTION	AKSESUAR KODU PRODUCT CODE	PAKET PACK
 ÖLÇEK:1/5	AKS4016	166 HEMYÜZ GENLEŞME YAKASI (EPDM) SYMMETRICAL EXPANSION GASKET-166 (EPDM)	FS50-HYK.166	100 ad / paket
 ÖLÇEK:1/5	AKS4017	180 HEMYÜZ GENLEŞME YAKASI (EPDM) SYMMETRICAL EXPANSION GASKET-180 (EPDM)	FS50-HYK.180	100 ad / paket
 ÖLÇEK:1/10	AKS4018	240 HEMYÜZ GENLEŞME YAKASI (EPDM) SYMMETRICAL EXPANSION GASKET-240 (EPDM)	FS50-HYK.240	100 ad / paket
 ÖLÇEK:1/4	AKS4019	30'LÜK U YAKA (EPDM) U GASKET-30(EPDM)	FS50-UYK.30	100 ad / paket
 ÖLÇEK:1/4	AKS4020	44'LÜK U YAKA (EPDM) U GASKET-44(EPDM)	FS50-UYK.44	100 ad / paket
 ÖLÇEK:1/4	AKS1504	50'LİK U YAKA (EPDM) U GASKET-50(EPDM)	FS50-UYK.50	100 ad / paket
 ÖLÇEK:1/4	AKS4021	59'LÜK U YAKA (EPDM) U GASKET-59(EPDM)	FS50-UYK.59	100 ad / paket
 ÖLÇEK:1/4	AKS1505	65'LİK U YAKA (EPDM) U GASKET-65(EPDM)	FS50-UYK.65	100 ad / paket
 ÖLÇEK:1/4	AKS4022	74'LÜK U YAKA (EPDM) U GASKET-74 (EPDM)	FS50-UYK.74	100 ad / paket
 ÖLÇEK:1/4	AKS1506	80'LİK U YAKA (EPDM) U GASKET-80(EPDM)	FS50-UYK.80	100 ad / paket

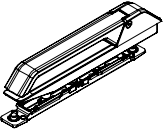
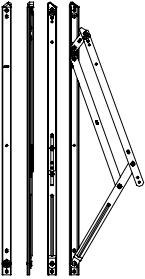
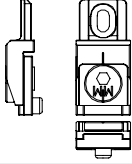
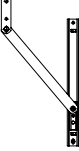
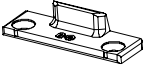
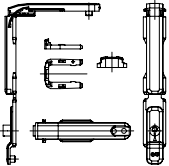
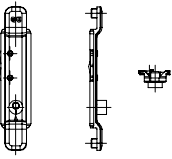
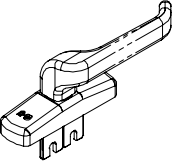

AKSESUAR ACCESSORY	STOK KODU REFERENCE CODE	AKSESUAR ADI DESCRIPTION	AKSESUAR KODU PRODUCT CODE	PAKET PACK
 ÖLÇEK:1/4	AKS1507	86'LIK U YAKA (EPDM) U GASKET-86(EPDM)	FS50-UYK.86	100 ad / paket
 ÖLÇEK:1/4	AKS4023	90'LIK U YAKA (EPDM) U GASKET-90(EPDM)	FS50-UYK.90	100 ad / paket
 ÖLÇEK:1/4	AKS4024	94'LÜK U YAKA (EPDM) U GASKET-94(EPDM)	FS50-UYK.94	100 ad / paket
 ÖLÇEK:1/4	AKS4025	96'LIK U YAKA (EPDM) U GASKET-96(EPDM)	FS50-UYK.96	100 ad / paket
 ÖLÇEK:1/4	AKS4026	100'LÜK U YAKA (EPDM) U GASKET-100(EPDM)	FS50-UYK.100	100 ad / paket
 ÖLÇEK:1/4	AKS1509	106'LIK U YAKA (EPDM) U GASKET-106(EPDM)	FS50-UYK.106	100 ad / paket
 ÖLÇEK:1/4	AKS4027	120'LİK U YAKA (EPDM) U GASKET-120(EPDM)	FS50-UYK.120	100 ad / paket
 ÖLÇEK:1/4	AKS4028	125'LİK U YAKA (EPDM) U GASKET-125(EPDM)	FS50-UYK.125	100 ad / paket
 ÖLÇEK:1/4	AKS1510	126'LIK U YAKA (EPDM) U GASKET-126(EPDM)	FS50-UYK.126	100 ad / paket
 ÖLÇEK:1/4	AKS4029	135'LİK U YAKA (EPDM) U GASKET-135(EPDM)	FS50-UYK.135	100 ad / paket

AKSESUAR ACCESSORY	STOK KODU REFERENCE CODE	AKSESUAR ADI DESCRIPTION	AKSESUAR KODU PRODUCT CODE	PAKET PACK
ÖLÇEK:1/4	AKS4030	140'LIK U YAKA (EPDM) U GASKET-140(EPDM)	FS50-UYK.140	100 ad / paket
ÖLÇEK:1/4	AKS4031	146'LIK U YAKA (EPDM) U GASKET-146(EPDM)	FS50-UYK.146	100 ad / paket
ÖLÇEK:1/5	AKS4032	150'LIK U YAKA (EPDM) U GASKET-150(EPDM)	FS50-UYK.150	100 ad / paket
ÖLÇEK:1/5	AKS4033	160'LIK U YAKA (EPDM) U GASKET-160(EPDM)	FS50-UYK.160	100 ad / paket
ÖLÇEK:1/5	AKS1511	166'LIK U YAKA (EPDM) U GASKET-166(EPDM)	FS50-UYK.166	100 ad / paket
ÖLÇEK:1/5	AKS4034	180'LIK U YAKA (EPDM) U GASKET-180(EPDM)	FS50-UYK.180	100 ad / paket
ÖLÇEK:1/10	AKS4035	240'LIK U YAKA (EPDM) U GASKET-240(EPDM)	FS50-UYK.240	100 ad / paket
ÖLÇEK:1/4	AKS1492	44'LÜK KIRLANGIÇ YAKA (EPDM) INTERLACED GASKET-44 (EPDM)	FS50-KYK.44	100 ad / paket
ÖLÇEK:1/4	AKS1493	59'LÜK KIRLANGIÇ YAKA (EPDM) INTERLACED GASKET-59 (EPDM)	FS50-KYK.59	100 ad / paket
ÖLÇEK:1/4	AKS1494	74'LÜK KIRLANGIÇ YAKA (EPDM) INTERLACED GASKET-74 (EPDM)	FS50-KYK.74	100 ad / paket

AKSESUAR ACCESSORY	STOK KODU REFERENCE CODE	AKSESUAR ADI DESCRIPTION	AKSESUAR KODU PRODUCT CODE	PAKET PACK
 ÖLÇEK:1/4	AKS1495	80'LİK KIRLANGIÇ YAKA (EPDM) INTERLACED GASKET-80 (EPDM)	FS50-KYK.80	100 ad / paket
 ÖLÇEK:1/4	AKS1496	96'LÜK KIRLANGIÇ YAKA (EPDM) INTERLACED GASKET-96 (EPDM)	FS50-KYK.96	100 ad / paket
 ÖLÇEK:1/4	AKS1497	100'LÜK KIRLANGIÇ YAKA (EPDM) INTERLACED GASKET-100 (EPDM)	FS50-KYK.100	100 ad / paket
 ÖLÇEK:1/4	AKS1498	120'LÜK KIRLANGIÇ YAKA (EPDM) INTERLACED GASKET-120 (EPDM)	FS50-KYK.120	100 ad / paket
	AKS7309	FS50 ÇÖRTEN FS50 FLUME	FS50-CRT.50	100 ad / paket
	AKS646	CEPHE MAKASI (10") FACADE TRUSS	FS50-CMW.646	6 tk / 1 paket
	AKS647	CEPHE MAKASI (12") FACADE TRUSS	FS50-CMW.647	
	AKS648	CEPHE MAKASI (14") FACADE TRUSS	FS50-CMW.648	
	AKS649	CEPHE MAKASI (16") FACADE TRUSS	FS50-CMW.649	
	AKS650	CEPHE MAKASI (18") FACADE TRUSS	FS50-CMW.650	
	AKS651	CEPHE MAKASI (20") FACADE TRUSS	FS50-CMW.651	
	AKS652	CEPHE MAKASI (22") FACADE TRUSS	FS50-CMW.652	
	AKS653	CEPHE MAKASI (24") FACADE TRUSS	FS50-CMW.653	
	AKS644	AYARLI KADEMELİ MAKAS (3 KADEME) ÇELİK ADJUSTABLE (3 LEVEL) STEEL	FS50-AKM.644	5 ad / paket
	AKS645	AYARLI KADEMELİ MAKAS (5 KADEME) ÇELİK ADJUSTABLE (5 LEVEL) STEEL	FS50-AKM.645	
	AKS500	AYARLI KADEMELİ MAKAS (3 KADEME) SAC ADJUSTABLE (3 LEVEL) STEEL	FS50-AKM.499	10 ad / paket
	AKS499	AYARLI KADEMELİ MAKAS (5 KADEME) SAC ADJUSTABLE (5 LEVEL) STEEL	FS50-AKM.500	

AKSESUAR ACCESSORY	STOK KODU REFERENCE CODE	AKSESUAR ADI DESCRIPTION	AKSESUAR KODU PRODUCT CODE	PAKET PACK
	AKS642	SINIRLANDIRICI ÇELİK MAKAS 160 GRADER STEEL TRUSS-160	FS50-SM.642	10 ad / paket
	AKS643	SINIRLANDIRICI ÇELİK MAKAS 220 GRADER STEEL TRUSS-200	FS50-SM.643	
	AKS753	AYARLI KARŞILIK ADJUSTABLE STRIKER	FS50-CSK.205	100 ad / paket
	AKS7972	AYARLI KARŞILIK + ALT DESTEK PARÇASI ADJUSTABLE STRIKER + BOTTOM FEED	FS50-CKB.207	100 ad / paket
	AKS754	SABİT KARŞILIK FIX STRIKER	FS50-CSK.206	100 ad / paket
	AKS8510	SABİT KARŞILIK + ALT DESTEK PARÇASI FIX STRIKER + BOTTOM FEED	FS50-CSK.207	100 ad / paket
	AKS7289	AYARLI TİJ PİM ADJUSTABLE STEM BAR PIN	FS50-AP.89	100 ad / paket
	AKS739	TİJ PİMİ STEM BAR PIN	FS50-İP.100	100 ad / paket
	AKS4265	HAREKET TRANSFER KÖŞE PARÇASI DYNAMIC TRANSFER CORNER PART	FS50-KIT.162	1 ad / paket
	AKS7290	CEPHE GEARBOX FACADE GEARBOX	FS50-CG.7290	1 ad / paket
	AKS755	TİJ BAĞLANTI PARÇASI STEM BAR CONNECTION PART	FS50-ÇDB.222	1 ad / paket
	AKS7291	TEK YÖNLÜ İLETİM GÖVDESİ ONE WAY COMMUNICATION BODY	FS50-TYG.291	1 ad / paket

AKSESUAR ACCESSORY	STOK KODU REFERENCE CODE	AKSESUAR ADI DESCRIPTION	AKSESUAR KODU PRODUCT CODE	PAKET PACK
	AKS137	FORZA BÜKÜMLÜ CEPHE KOLU SLOTLU (NATUREL) FORZA FACADE HANDLE (NATURAL)	FS50-FCK.880	1 ad / paket
	AKS138	FORZA BÜKÜMLÜ CEPHE KOLU SLOTLU (BEYAZ) FORZA FACADE HANDLE (WHITE)	FS50-FCK.881	
	AKS139	FORZA BÜKÜMLÜ CEPHE KOLU SLOTLU (SİYAH) FORZA FACADE HANDLE (BLACK)	FS50-FCK.882	
	AKS140	FORZA BÜKÜMLÜ CEPHE KOLU MAÇALI (NATUREL) FORZA FACADE HANDLE (NATURAL)	FS50-FCK.883	1 ad / paket
	AKS141	FORZA BÜKÜMLÜ CEPHE KOLU MAÇALI (BEYAZ) FORZA FACADE HANDLE (WHITE)	FS50-FCK.884	
	AKS142	FORZA BÜKÜMLÜ CEPHE KOLU MAÇALI (SİYAH) FORZA FACADE HANDLE (BLACK)	FS50-FCK.885	
	AKS135	FORZA EFOR CEPHE KOLU SLOTLU (NATUREL) FORZA EFOR FACADE HANDLE SINGLE LATCH (NATURAL)	FS50-FEK.135	1 ad / paket
	AKS134	FORZA EFOR CEPHE KOLU SLOTLU (BEYAZ) FORZA EFOR FACADE HANDLE SINGLE LATCH (WHITE)	FS50-FEK.134	
	AKS136	FORZA EFOR CEPHE KOLU SLOTLU (SİYAH) FORZA EFOR FACADE HANDLE SINGLE LATCH (BLACK)	FS50-FEK.136	
	AKS131	FORZA EFOR CEPHE KOLU MAÇALI (NATUREL) FORZA EFOR FACADE HANDLE (NATURAL)	FS50-FEK.131	1 ad / paket
	AKS132	FORZA EFOR CEPHE KOLU MAÇALI (BEYAZ) FORZA EFOR FACADE HANDLE (WHITE)	FS50-FEK.132	
	AKS133	FORZA EFOR CEPHE KOLU MAÇALI(SİYAH) FORZA EFOR FACADE HANDLE (BLACK)	FS50-FEK.133	
	AKS7292	İTHAL DIŞA AÇILIR KİLİTLİ CEPHE KOLU IMPORTED BLOCK TOP-HUNG CREMONE	FS50-SKL.7292	1 ad / paket
	AKS7293	İTHAL SAĞ KIVRIK CEPHE KOLU IMPORTED OFFSET FACADE HANDLE (RIGHT)	FS50-SKV.7293	1 ad / paket
	AKS7294	İTHAL SOL KIVRIK CEPHE KOLU IMPORTED OFFSET FACADE HANDLE (LEFT)	FS50-SKV.7294	
	AKS7296	İTHAL ÇİFT DİLLİ SÖKÜLEBİLİR KOL MANŞETİ IMPORTED FACADE HANDLE	FS50-SKM.7296	1 ad / paket
	AKS7297	İTHAL TAK-ÇIKAR KOL IMPORTED DETACHABLE HANDLE	FS50-TCK.7297	1 ad / paket
	AKS119	MAFSALLI SİLİKON CEPHE KOLU FACADE STRUCTURAL FACADE HANDLE	FS50-MK.119	1 ad / paket
	AKS4174	MAFSALLI KAPAKLI CEPHE KOLU FACADE COVERED HANDLE	FS50-MK.4174	
	AKS7831	SINIRLAYICI GRADER STEEL TRUSS	FS50-SM.7831	1 ad / paket

AKSESUAR ACCESSORY	STOK KODU REFERENCE CODE	AKSESUAR ADI DESCRIPTION	AKSESUAR KODU PRODUCT CODE	PAKET PACK
	AKS7832	PLEXSUS KOL PLEXSUS HANDLE	FS50-PCK.7832	1 ad / paket
	AKS7298	G-U SECURISTYLE CEPHE MAKASI (10") G-U SECURISTYLE FACADE TRUSS (10")	FS50-GSM.7298	6 tk / paket
	AKS7973	G-U SECURISTYLE CEPHE MAKASI (12") G-U SECURISTYLE FACADE TRUSS (12")	FS50-GSM.7973	
	AKS7974	G-U SECURISTYLE CEPHE MAKASI (16") G-U SECURISTYLE FACADE TRUSS (16")	FS50-GSM.7974	
	AKS7975	G-U SECURISTYLE CEPHE MAKASI (22") G-U SECURISTYLE FACADE TRUSS (22")	FS50-GSM.7975	
	AKS7976	G-U SECURISTYLE CEPHE MAKASI (26") G-U SECURISTYLE FACADE TRUSS (26")	FS50-GSM.7976	
	AKS7299	G-U CEPHE MAKAS AYARLAYICI G-U ADJUSTABLE TRUSS	FS50-GCM.7299	1 ad / paket
	AKS7300	G-U SINIRLANDIRICI MAKAS G-U GRADER TRUSS	FS50-GSM.7300	1 ad / paket
	AKS7301	G-U DÜZ KARŞILIK G-U STRAIGHT OPPOSITE	FS50-GDK.7301	1 ad / paket
	AKS7302	G-U KÖŞE TRANSFER BAĞLANTI PARÇASI G-U CORNER TRANSFER CONNECTION PART	FS50-GKT.7302	1 ad / paket
	AKS7303	G-U TİJ KİLİTLEME PARÇASI G-U STEM BAR LOCKING PART	FS50-GKP.7303	1 ad / paket
	AKS7304	G-U MAÇALI CEPHE KOLU G-U FACADE HANDLE	FS50-GMK.7304	1 ad / paket
	AKS7305	DİLATASYON PROFİL KAPAĞI (EPDM) DILATATION PROFILE COVER (EPDM)	FS50-DPK.50	100 ad / paket

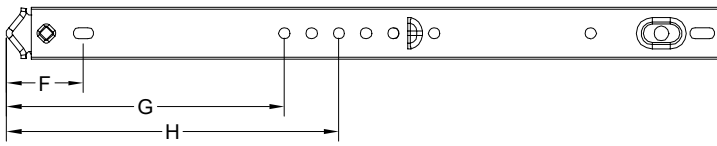
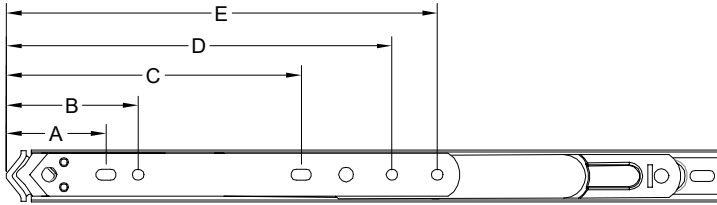
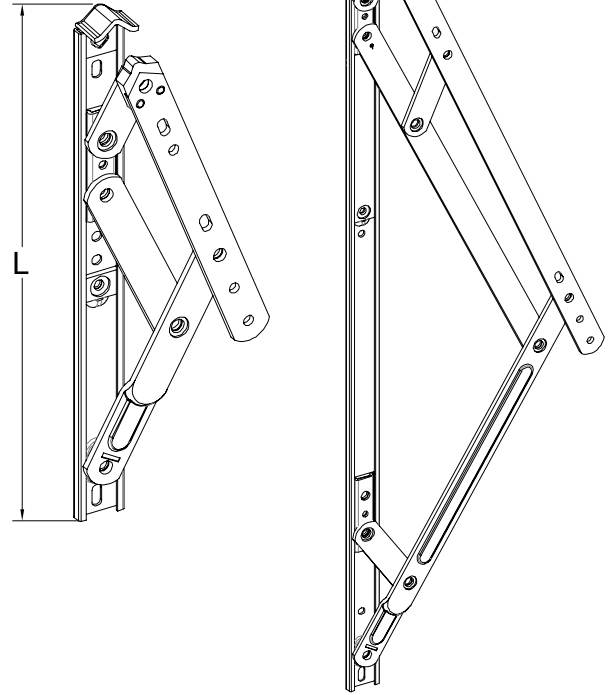
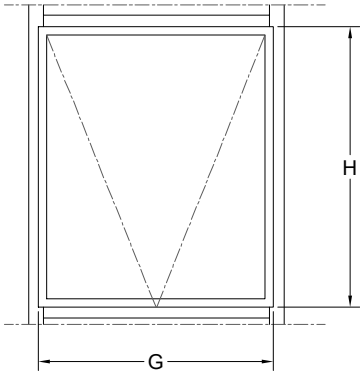
AKSESUAR ACCESSORY	STOK KODU REFERENCE CODE	AKSESUAR ADI DESCRIPTION	AKSESUAR KODU PRODUCT CODE	PAKET PACK
	AKS7306	İLLBRUCK FS550 DERZ SİLİKONU FS550 ILLBRUCK JOINT SILICONE	FS50-IDS.7306	25 ad / paket
	AKS7307	İLLBRUCK ME220 1 MM EPDM MEMBRAN ME220 ILLBRUCK 1 MM EPDM MEMBRANE	FS50-IMB.7307	900 mt / paket
	AKS7308	İLLBRUCK OTO15 EPDM MEMBRAN YAPIŞTIRICI OTO15 ILLBRUCK EPDM MEMBRAN ADHESIVE	FS50-IMB.7308	12 ad / paket
	AKS1440	POLİÜRETAN DOLGU SOSİS(10mm) POLYURETHANE FILLED GROUTING (10 mm)	FS50-PDS.10	900 mt / paket
	AKS1441	POLİÜRETAN DOLGU SOSİS(15mm) POLYURETHANE FILLED SAUSAGE (15 mm)	FS50-PDS.15	450 mt / paket
	AKS1442	POLİÜRETAN DOLGU SOSİS(20mm) POLYURETHANE FILLED SAUSAGE (20 mm)	FS50-PDS.20	270 mt / paket
	AKS681	CAM ALTI TAKOZU (50 mm) UNDER GLAZING WEDGE (50 mm)	FS50-CT.33 Ağırlığı 100 kg'dan düşük pano veya ısıcamlar için (FOR PANELS OR GLAZING LESS THAN 100 KG)	1 ad / paket
	AKS685	CAM ALTI TAKOZU (75 mm) UNDER GLAZING WEDGE (75 mm)		
	AKS682	CAM ALTI TAKOZU (90 mm) UNDER GLAZING WEDGE (90 mm)		
	AKS683	CAM ALTI TAKOZU (50 mm) UNDER GLAZING WEDGE (50 mm)	FS50-CT.43 Ağırlığı 100-200 kg ağırlığındaki pano veya ısıcamlar için (FOR PANELS OR GLAZING WITH OF 100-200 KG)	1 ad / paket
	AKS686	CAM ALTI TAKOZU (75 mm) UNDER GLAZING WEDGE (75 mm)		
	AKS684	CAM ALTI TAKOZU (90 mm) UNDER GLAZING WEDGE (90 mm)		
	AKS6121	CAM ARASI KLİPS GLAZING BETWEEN CLIP	FS50-CAK.180	100 ad / paket
	AKS679	KASET ALTI TAKOZ (PVC) UNDER CASSETTE WEDGE (PVC)	FS50-KT.107	100 ad / paket
	AKS810	CAM ÇITA PVC KÖŞE BAĞLANTISI GLAZING BEAD PVC CORNER CONNECTION	FS50-EC.138	1000 ad / paket
	AKS2292	Ø4.2X16 mm YHB M.U.V SAC VİDA Ø4.2X16 mm SELF DRILLING STRAIGHT TOP SCREW	FS50-SC.301	250 ad / paket

AKSESUAR ACCESSORY	STOK KODU REFERENCE CODE	AKSESUAR ADI DESCRIPTION	AKSESUAR KODU PRODUCT CODE	PAKET PACK
	AKS2347	Ø4.8X25 mm YSB SAC VİDA Ø4.8X25 mm CURVED TOP SCREW	FS50-SC.937	250 ad / paket
	AKS2348	Ø4.8X32 mm YSB SAC VİDA Ø4.8X32 mm CURVED TOP SCREW	FS50-SC.938	250 ad / paket
	AKS2349	Ø4.8X38 mm YSB SAC VİDA Ø4.8X32 mm CURVED TOP SCREW	FS50-SC.939	250 ad / paket
	AKS2350	Ø4.8X45 mm YSB SAC VİDA Ø4.8X32 mm CURVED TOP SCREW	FS50-SC.940	250 ad / paket
	AKS2351	Ø4.8X50 mm YSB SAC VİDA Ø4.8X32 mm CURVED TOP SCREW	FS50-SC.941	250 ad / paket
	AKS2352	Ø4.8X60 mm YSB SAC VİDA Ø4.8X32 mm CURVED TOP SCREW	FS50-SC.942	250 ad / paket
	AKS607	CIVATA&SOMUN&PUL (M10X90) BOLT-NUT-STAMP (M10X90)	FS50-CD.200	100 ad / paket
	AKS609	M10x110 ÇELİK DÜBEL M10x110 STEEL DOWEL	FS50-ÇD.208	1 pk / 300 ad
	AKS588	HAREKETLİ VE SABİT U ANKRAJ (50 mm) DYNAMIC AND FIXED U ANCHORAGE (50 mm)	FS50-UA.50	20 ad / paket
	AKS591	HAREKETLİ VE SABİT U ANKRAJ (80 mm) DYNAMIC AND FIXED U ANCHORAGE (80 mm)	FS50-UA.80	20 ad / paket

AKSESUAR ACCESSORY	STOK KODU REFERENCE CODE	AKSESUAR ADI DESCRIPTION	AKSESUAR KODU PRODUCT CODE	PAKET PACK
	AKS589	HAREKETLİ VE SABİT U ANKRAJ (100 mm) DYNAMIC AND FIXED U ANCHORAGE (100 mm)	FS50-UA.100	20 ad / paket
	AKS590	HAREKETLİ VE SABİT U ANKRAJ (120 mm) DYNAMIC AND FIXED U ANCHORAGE (120 mm)	FS50-UA.120	20 ad / paket
	AKS592	HAREKETLİ VE SABİT U ANKRAJ (140 mm) DYNAMIC AND FIXED U ANCHORAGE (140 mm)	FS50-UA.140	20 ad / paket
	AKS594	HAREKETLİ VE SABİT U ANKRAJ (150 mm) DYNAMIC AND FIXED U ANCHORAGE (150 mm)	FS50-UA.150	20 ad / paket
	AKS596	HAREKETLİ VE SABİT U ANKRAJ (160 mm) DYNAMIC AND FIXED U ANCHORAGE (160 mm)	FS50-UA.160	20 ad / paket
	AKS597	HAREKETLİ VE SABİT U ANKRAJ (180 mm) DYNAMIC AND FIXED U ANCHORAGE (180 mm)	FS50-UA.180	20 ad / paket
	AKS593	HAREKETLİ VE SABİT U ANKRAJ (200 mm) DYNAMIC AND FIXED U ANCHORAGE (200 mm)	FS50-UA.200	20 ad / paket
	AKS598	HAREKETLİ VE SABİT U ANKRAJ (300 mm) DYNAMIC AND FIXED U ANCHORAGE (300 mm)	FS50-UA.300	20 ad / paket
	AKS579	HAREKETLİ VE SABİT L ANKRAJ (50 mm) DYNAMIC AND FIXED L ANCHORAGE (50 mm)	FS50-LA.50	20 ad / paket
	AKS580	HAREKETLİ VE SABİT L ANKRAJ (80 mm) DYNAMIC AND FIXED L ANCHORAGE (80 mm)	FS50-LA.80	20 ad / paket

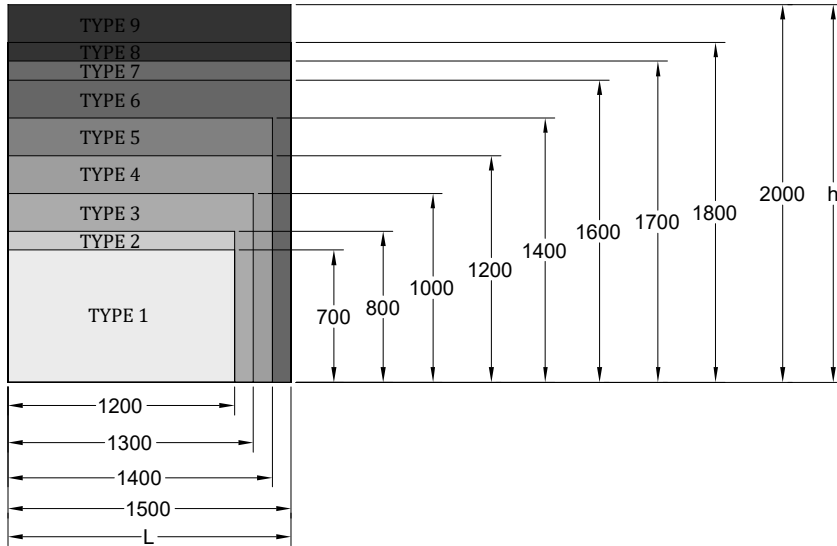
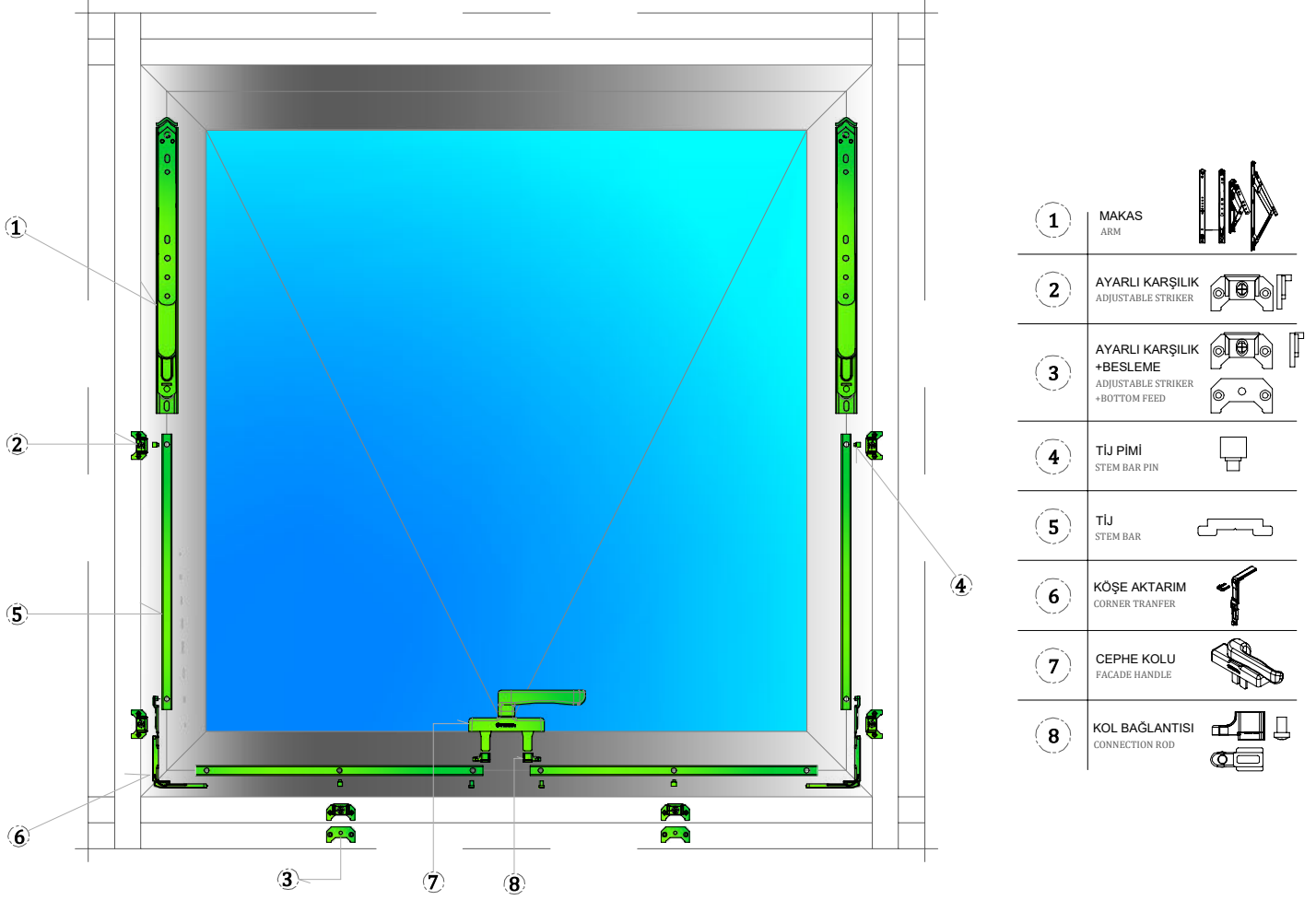
AKSESUAR ACCESSORY	STOK KODU REFERENCE CODE	AKSESUAR ADI DESCRIPTION	AKSESUAR KODU PRODUCT CODE	PAKET PACK
	AKS581	HAREKETLİ VE SABİT L ANKRAJ (100 mm) DYNAMIC AND FIXED L ANCHORAGE (100 mm)	FS50-LA.100	20 ad / paket
	AKS582	HAREKETLİ VE SABİT L ANKRAJ (120 mm) DYNAMIC AND FIXED L ANCHORAGE (120 mm)	FS50-LA.120	20 ad / paket
	AKS595	HAREKETLİ VE SABİT L ANKRAJ (150 mm) DYNAMIC AND FIXED L ANCHORAGE (150 mm)	FS50-LA.150	20 ad / paket
	AKS584	HAREKETLİ VE SABİT L ANKRAJ (200 mm) DYNAMIC AND FIXED L ANCHORAGE (200 mm)	FS50-LA.200	20 ad / paket
	AKS583	HAREKETLİ VE SABİT L ANKRAJ (240 mm) DYNAMIC AND FIXED L ANCHORAGE (240 mm)	FS50-LA.240	20 ad / paket
	AKS585	HAREKETLİ VE SABİT F ANKRAJ (80 mm) DYNAMIC AND FIXED F ANCHORAGE (80 mm)	FS50-FA.80	20 ad / paket
	AKS586	HAREKETLİ VE SABİT F ANKRAJ (100 mm) DYNAMIC AND FIXED F ANCHORAGE (100 mm)	FS50-FA.100	20 ad / paket
	AKS587	HAREKETLİ VE SABİT F ANKRAJ (120 mm) DYNAMIC AND FIXED F ANCHORAGE (120 mm)	FS50-FA.120	20 ad / paket

CEPHE MAKASI MONTAJ ÖLÇÜLERİ
FRICTION STAY ASSEMBLY DIMENSIONS

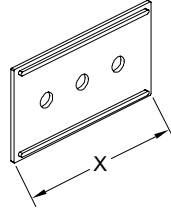


MONTAJ ÖLÇÜLERİ (mm) INSTALLATION DIMENSIONS (mm)											TEKNİK PARAMETRELER TECHNICAL PARAMETERS			
STOK KODU REFERENCE CODE	MAKAS BOYU (L) TRUSS SIZE	A	B	C	D	E	F	G	H	I	MAKS AÇMA DERECESİ MAX OPENING ANGLE	MAKS YÜKSEKLİK MAX HEIGHT	MAKS GENİŞLİK MAX WIDTH	MAKS AĞIRLIK MAX WEIGHT
AKS646	10"	47	61	106	146	167	34	95	119	250	30°	700 mm	1200 mm	50 kg
AKS647	12"	44	58	130	170	190	34	189	258	307	30° / 35°	800 mm	1200 mm	60 kg
AKS648	14"	45	59	155	195	216	34	192	295	343	30° / 35°	1000 mm	1300 mm	70 kg
AKS649	16"	44	58	188	227	248	34	309	355	403	25° / 30°	1200 mm	1400 mm	85 kg
AKS650	18"	43	57	98	221	261	33	x	399	446	25° / 30°	1400 mm	1400 mm	100 kg
AKS651	20"	44	58	99	249	289	34	318	453	501	20° / 25°	1600 mm	1500 mm	130 kg
AKS652	22"	44	58	99	279	319	34	364	499	547	20° / 25°	1700 mm	1500 mm	135 kg
AKS653	24"	44	58	99	300	340	34	410	545	593	20° / 25°	1800 mm	1500 mm	140 kg
AKS654	28"	44	58	99	363	403	34	515	650	698	20°	2000 mm	1500 mm	155 kg

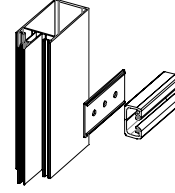
KANAT KİLİTLEME AKSESUARLARI
SASH LOCKING ACCESSORIES



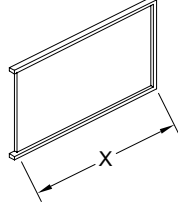
TİP TYPE	MAKAS ARM	CEPHE KOLU HANDLE	KOL BAĞLANTISI CONNECTION ROD	KARŞILIK STRIKER	KARŞILIK+ALT DESTEK PARÇASI STRIKER+ BOTTOM FEED	PİM PIN	ÜST KİLİTLEME BURGLAR BOLT	KÖŞE AKTARIM CORNER TRANSFER
1	AKS646	1 adet	2 adet		2 adet	2 adet		
2	AKS647	1 adet	2 adet		2 adet	2 adet		
3	AKS648	1 adet	2 adet	2 adet	2 adet	2 adet	1 adet	2 adet
4	AKS649	1 adet	2 adet	2 adet	2 adet	2 adet	2 adet	2 adet
5	AKS650	1 adet	2 adet	4 adet	4 adet	4 adet	2 adet	2 adet
6	AKS651	1 adet	2 adet	4 adet	4 adet	6 adet	3 adet	2 adet
7	AKS652	1 adet	2 adet	6 adet	4 adet	8 adet	3 adet	2 adet
8	AKS653	1 adet	2 adet	8 adet	4 adet	10 adet	3 adet	2 adet
9	AKS654	1 adet	2 adet	10 adet	6 adet	14 adet	4 adet	2 adet



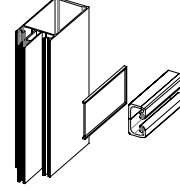
KERTMESİZ SİSTEM HEMYÜZ YAKA



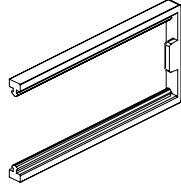
STOK KODU REFERENCE CODE	YAKA ÖLÇÜSÜ X (mm) REFERENCE CODE	AKSESUAR ADI DESCRIPTION	AKSESUAR KODU PRODUCT CODE	KULLANILAN PROFİL KODU PRODUCT CODE	PAKET PACK
AKS3997	30 mm x 50 mm	30'LÜK GENLEŞME HEMYÜZ YAKA GASKET (EPDM)	HYK.30	5013	1 Pk / 100 Ad
AKS3998	44 mm x 50 mm	44'LÜK GENLEŞME HEMYÜZ YAKA GASKET (EPDM)	HYK.44	5115	1 Pk / 100 Ad
AKS3999	50 mm x 50 mm	50'LİK GENLEŞME HEMYÜZ YAKA GASKET (EPDM)	HYK.50	5122 - 5012 - 5008 - 5009	1 Pk / 100 Ad
AKS4001	65 mm x 50 mm	65'LİK GENLEŞME HEMYÜZ YAKA GASKET (EPDM)	HYK.65	5011	1 Pk / 100 Ad
AKS4003	80 mm x 50 mm	80'LİK GENLEŞME HEMYÜZ YAKA GASKET (EPDM)	HYK.80	5120-5006-5007-5010-9650-5126-5125	1 Pk / 100 Ad
AKS4004	86 mm x 50 mm	86'LİK GENLEŞME HEMYÜZ YAKA GASKET (EPDM)	HYK.86	5121	1 Pk / 100 Ad
AKS4005	90 mm x 50 mm	90'LİK GENLEŞME HEMYÜZ YAKA GASKET (EPDM)	HYK.90	13083	1 Pk / 100 Ad
AKS4007	96 mm x 50 mm	96'LİK GENLEŞME HEMYÜZ YAKA GASKET (EPDM)	HYK.96	13087	1 Pk / 100 Ad
AKS1501	100 mm x 50 mm	100'LÜK GENLEŞME HEMYÜZ YAKA GASKET (EPDM)	HYK.100	8454 - 5004 - 5127 - 5005	1 Pk / 100 Ad
AKS4008	106 mm x 50 mm	106'LİK GENLEŞME HEMYÜZ YAKA GASKET (EPDM)	HYK.106	5096 - 9733	1 Pk / 100 Ad
AKS1502	120 mm x 50 mm	120'LİK GENLEŞME HEMYÜZ YAKA GASKET (EPDM)	HYK.120	5002 - 13085	1 Pk / 100 Ad
AKS4009	125 mm x 50 mm	125'LİK GENLEŞME HEMYÜZ YAKA GASKET (EPDM)	HYK.125	5003	1 Pk / 100 Ad
AKS4010	126 mm x 50 mm	126'LİK GENLEŞME HEMYÜZ YAKA GASKET (EPDM)	HYK.126	5095	1 Pk / 100 Ad
AKS4011	135 mm x 50 mm	135'LİK GENLEŞME HEMYÜZ YAKA GASKET (EPDM)	HYK.135	5000	1 Pk / 100 Ad
AKS4012	140 mm x 50 mm	140'LİK GENLEŞME HEMYÜZ YAKA GASKET (EPDM)	HYK.140	5001	1 Pk / 100 Ad
AKS4013	146 mm x 50 mm	146'LİK GENLEŞME HEMYÜZ YAKA GASKET (EPDM)	HYK.146	13086	1 Pk / 100 Ad
AKS4014	150 mm x 50 mm	150'LİK GENLEŞME HEMYÜZ YAKA GASKET (EPDM)	HYK.150	5078	1 Pk / 100 Ad
AKS4015	160 mm x 50 mm	160'LİK GENLEŞME HEMYÜZ YAKA GASKET (EPDM)	HYK.160	12264	1 Pk / 100 Ad
AKS4016	166 mm x 50 mm	166'LİK GENLEŞME HEMYÜZ YAKA GASKET (EPDM)	HYK.166	12263	1 Pk / 100 Ad
AKS4017	180 mm x 50 mm	180'LİK GENLEŞME HEMYÜZ YAKA GASKET (EPDM)	HYK.180	5090	1 Pk / 100 Ad
AKS4018	240 mm x 50 mm	240'LİK GENLEŞME HEMYÜZ YAKA GASKET (EPDM)	HYK.240	13084	1 Pk / 100 Ad



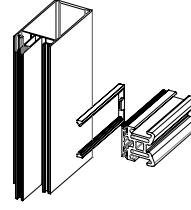
KERTMESİZ SİSTEM U YAKA



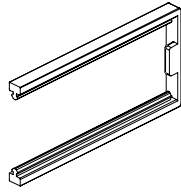
STOK KODU REFERENCE CODE	YAKA ÖLÇÜSÜ X (mm) REFERENCE CODE	AKSESUAR ADI DESCRIPTION	AKSESUAR KODU PRODUCT CODE	KULLANILAN PROFİL KODU PRODUCT CODE	PAKET PACK
AKS4019	30 mm x 50 mm	30'LÜK GENLEŞME U YAKA GASKET (EPDM)	UYK.30	5013	1 Pk / 100 Ad
AKS4020	44 mm x 50 mm	44'LÜK GENLEŞME U YAKA GASKET (EPDM)	UYK.44	5115	1 Pk / 100 Ad
AKS1504	50 mm x 50 mm	50'LİK GENLEŞME U YAKA GASKET (EPDM)	UYK.50	5122 - 5012 - 5008 - 5009	1 Pk / 100 Ad
AKS1505	65 mm x 50 mm	65'LİK GENLEŞME U YAKA GASKET (EPDM)	UYK.65	5011	1 Pk / 100 Ad
AKS1506	80 mm x 50 mm	80'LİK GENLEŞME U YAKA GASKET (EPDM)	UYK.80	5120-5006-5007-5010-9650-5126-5125	1 Pk / 100 Ad
AKS1507	86 mm x 50 mm	86'LİK GENLEŞME U YAKA GASKET (EPDM)	UYK.86	5121	1 Pk / 100 Ad
AKS4023	90 mm x 50 mm	90'LİK GENLEŞME U YAKA GASKET (EPDM)	UYK.90	13083	1 Pk / 100 Ad
AKS4025	96 mm x 50 mm	96'LİK GENLEŞME U YAKA GASKET (EPDM)	UYK.96	13087	1 Pk / 100 Ad
AKS4026	100 mm x 50 mm	100'LÜK GENLEŞME U YAKA GASKET (EPDM)	UYK.100	8454 - 5004 - 5127 - 5005	1 Pk / 100 Ad
AKS1509	106 mm x 50 mm	106'LİK GENLEŞME U YAKA GASKET (EPDM)	UYK.106	5096 - 9733	1 Pk / 100 Ad
AKS4027	120 mm x 50 mm	120'LİK GENLEŞME U YAKA GASKET (EPDM)	UYK.120	5002 - 13085	1 Pk / 100 Ad
AKS4028	125 mm x 50 mm	125'LİK GENLEŞME U YAKA GASKET (EPDM)	UYK.125	5003	1 Pk / 100 Ad
AKS1510	126 mm x 50 mm	126'LİK GENLEŞME U YAKA GASKET (EPDM)	UYK.126	5095	1 Pk / 100 Ad
AKS4029	135 mm x 50 mm	135'LİK GENLEŞME U YAKA GASKET (EPDM)	UYK.135	5000	1 Pk / 100 Ad
AKS4030	140 mm x 50 mm	140'LİK GENLEŞME U YAKA GASKET (EPDM)	UYK.140	5001	1 Pk / 100 Ad
AKS4031	146 mm x 50 mm	146'LİK GENLEŞME U YAKA GASKET (EPDM)	UYK.146	13086	1 Pk / 100 Ad
AKS4032	150 mm x 50 mm	150'LİK GENLEŞME U YAKA GASKET (EPDM)	UYK.150	5078	1 Pk / 100 Ad
AKS4033	160 mm x 50 mm	160'LİK GENLEŞME U YAKA GASKET (EPDM)	UYK.160	12264	1 Pk / 100 Ad
AKS1511	166 mm x 50 mm	166'LİK GENLEŞME U YAKA GASKET (EPDM)	UYK.166	12263	1 Pk / 100 Ad
AKS4034	180 mm x 50 mm	180'LİK GENLEŞME U YAKA GASKET (EPDM)	UYK.180	5090	1 Pk / 100 Ad
AKS4035	240 mm x 50 mm	240'LİK GENLEŞME U YAKA GASKET (EPDM)	UYK.240	13084	1 Pk / 100 Ad



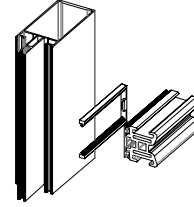
**KERTMELİ KIRLANGIÇ
YAKA**



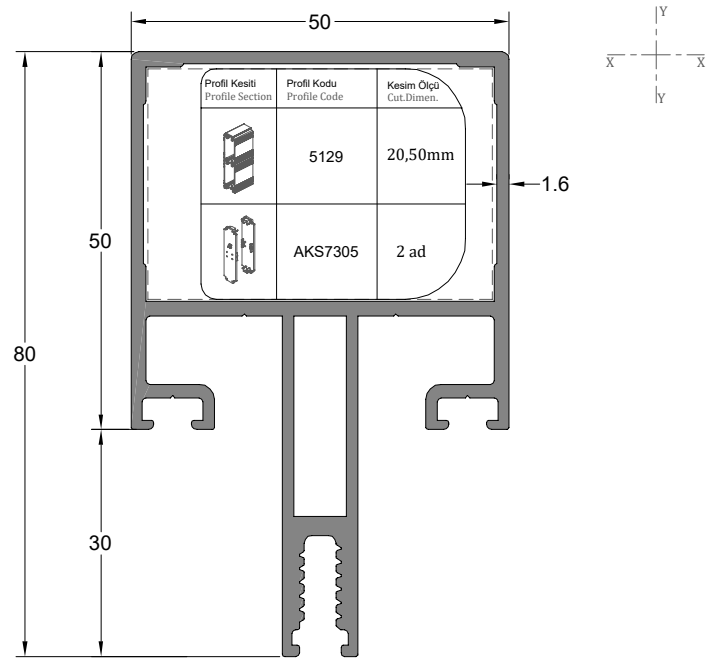
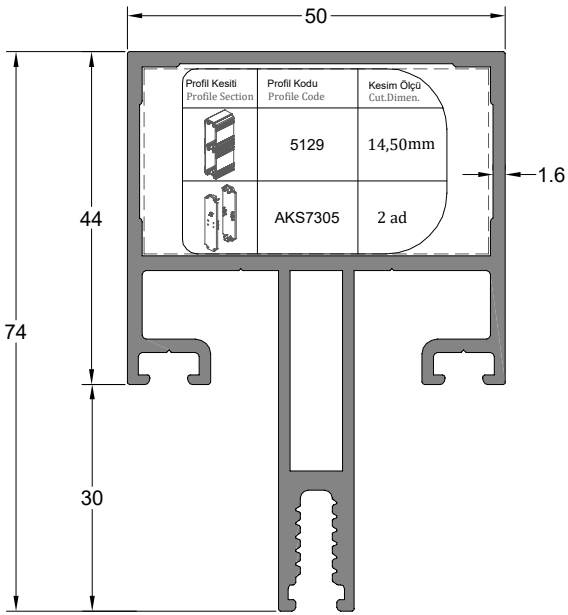
STOK KODU REFERENCE CODE	YAKA ÖLÇÜSÜ X (mm) REFERENCE CODE	AKSESUAR ADI DESCRIPTION	AKSESUAR KODU PRODUCT CODE	KULLANILAN PROFİL KODU PRODUCT CODE	PAKET PACK
AKS1492	44 mm x 50 mm	44'LÜK KIRLANGIÇ YAKA GASKET (EPDM)	YK.44	5012 - 5122	1 Pk / 100 Ad
AKS1493	59 mm x 50 mm	59'LÜK KIRLANGIÇ YAKA GASKET (EPDM)	YK.59	5011	1 Pk / 100 Ad
AKS1494	74 mm x 50 mm	74'LÜK KIRLANGIÇ YAKA GASKET (EPDM)	YK.74	9650 - 5126 - 5010 - 5125 - 5120	1 Pk / 100 Ad
AKS1495	80 mm x 50 mm	80'LİK KIRLANGIÇ YAKA GASKET (EPDM)	YK.80	5121	1 Pk / 100 Ad
AKS1496	94 mm x 50 mm	94'LİK KIRLANGIÇ YAKA GASKET (EPDM)	YK.94	8454	1 Pk / 100 Ad
AKS1497	100 mm x 50 mm	100'LÜK KIRLANGIÇ YAKA GASKET (EPDM)	YK.100	5096 - 9733	1 Pk / 100 Ad
AKS1498	120 mm x 50 mm	120'LİK KIRLANGIÇ YAKA GASKET (EPDM)	YK.120	5095	1 Pk / 100 Ad



**KERTMESİZ KIRLANGIÇ
YAKA**

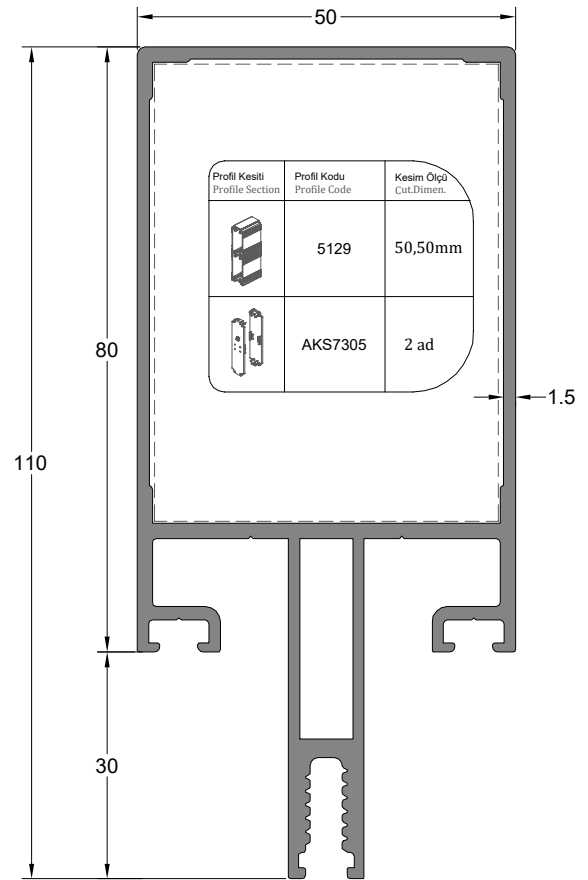
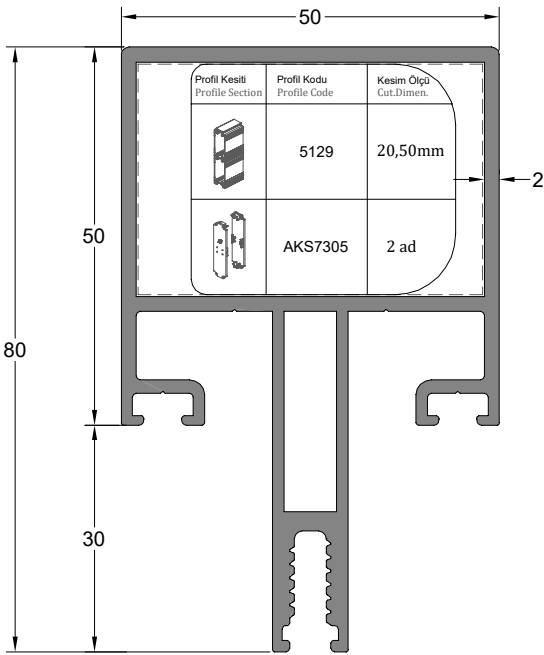


STOK KODU REFERENCE CODE	YAKA ÖLÇÜSÜ X (mm) REFERENCE CODE	AKSESUAR ADI DESCRIPTION	AKSESUAR KODU PRODUCT CODE	KULLANILAN PROFİL KODU PRODUCT CODE	PAKET PACK
AKS1492	44 mm x 50 mm	44'LÜK KIRLANGIÇ YAKA GASKET (EPDM)	YK.44	5115	1 Pk / 100 Ad
AKS1495	80 mm x 50 mm	80'LİK KIRLANGIÇ YAKA GASKET (EPDM)	YK.80	5120-5006-5007-5010-9650-5126-5125	1 Pk / 100 Ad
AKS1497	100 mm x 50 mm	100'LÜK KIRLANGIÇ YAKA GASKET (EPDM)	YK.100	8454 - 5004 - 5127 - 5005	1 Pk / 100 Ad
AKS1498	120 mm x 50 mm	120'LİK KIRLANGIÇ YAKA GASKET (EPDM)	YK.120	5002 - 13085	1 Pk / 100 Ad



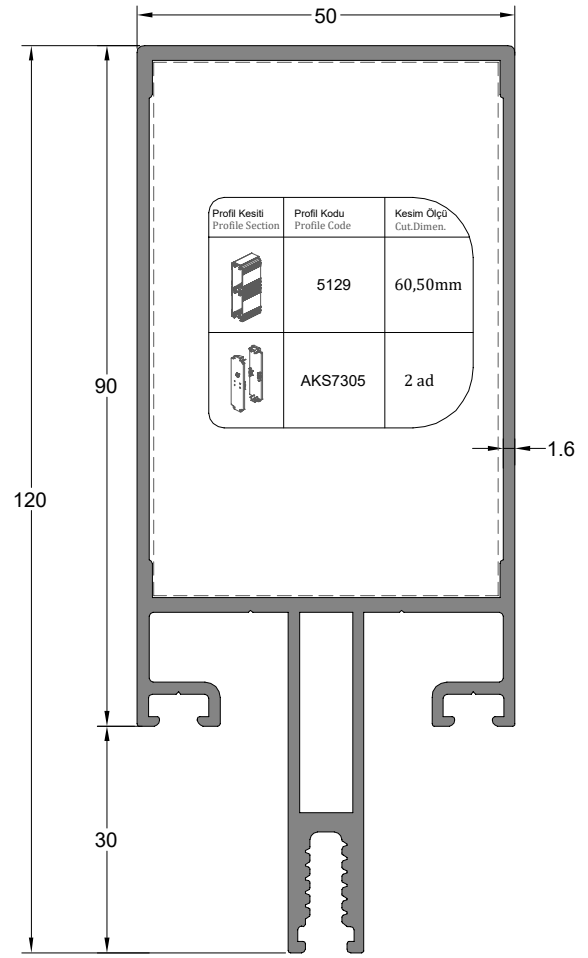
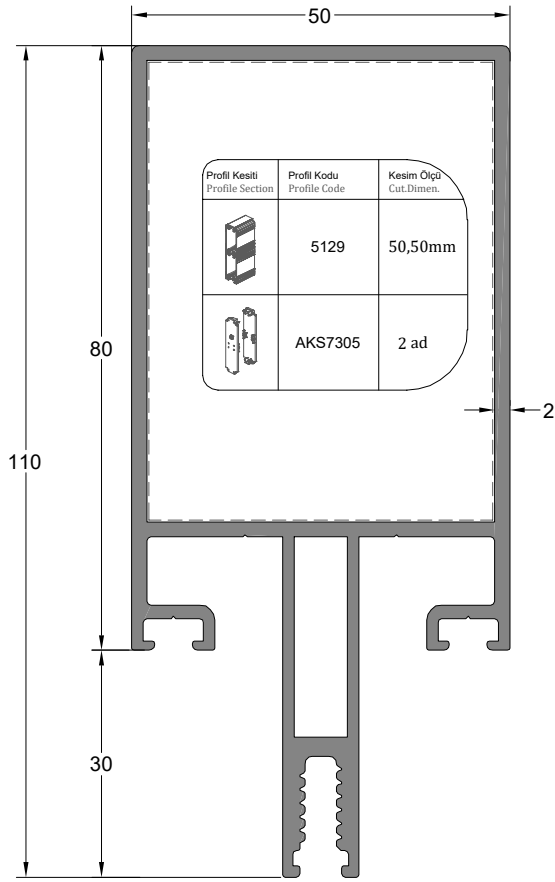
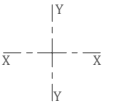
Düsey Profil VERTICAL PROFILE	Profil Kodu Profile Code	(kg/mt) Weight	Jx cm ⁴	Jy cm ⁴
	5115	1,526	24,06	14,26

Düsey Profil VERTICAL PROFILE	Profil Kodu Profile Code	(kg/mt) Weight	Jx cm ⁴	Jy cm ⁴
	5008	1,577	29,57	15,36



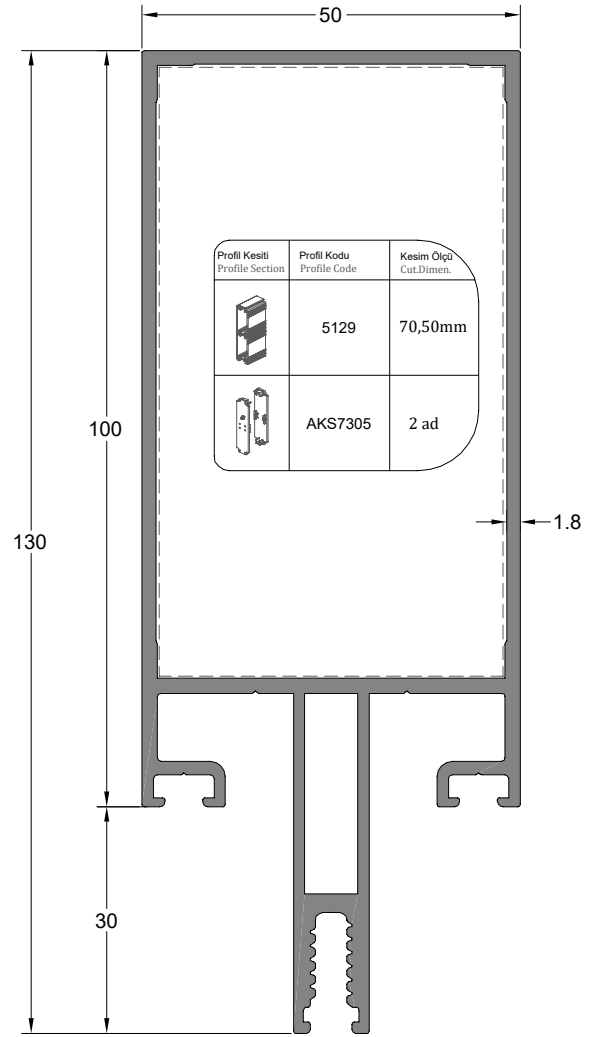
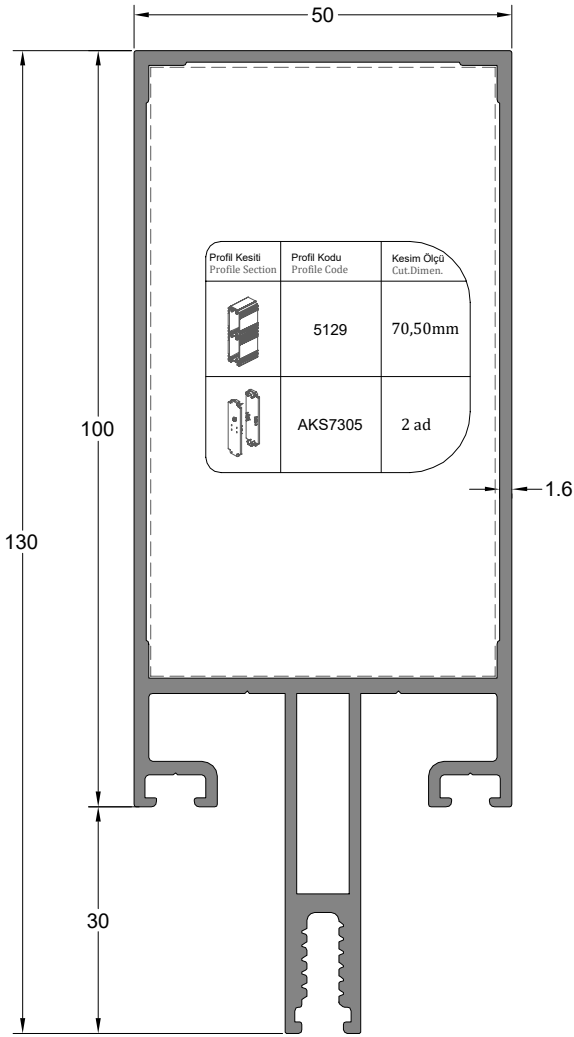
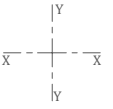
Düsey Profil VERTICAL PROFILE	Profil Kodu Profile Code	(kg/mt) Weight	Jx cm ⁴	Jy cm ⁴
	5009	1,663	31,85	16,43

Düsey Profil VERTICAL PROFILE	Profil Kodu Profile Code	(kg/mt) Weight	Jx cm ⁴	Jy cm ⁴
	5006	1,837	70,51	20,38



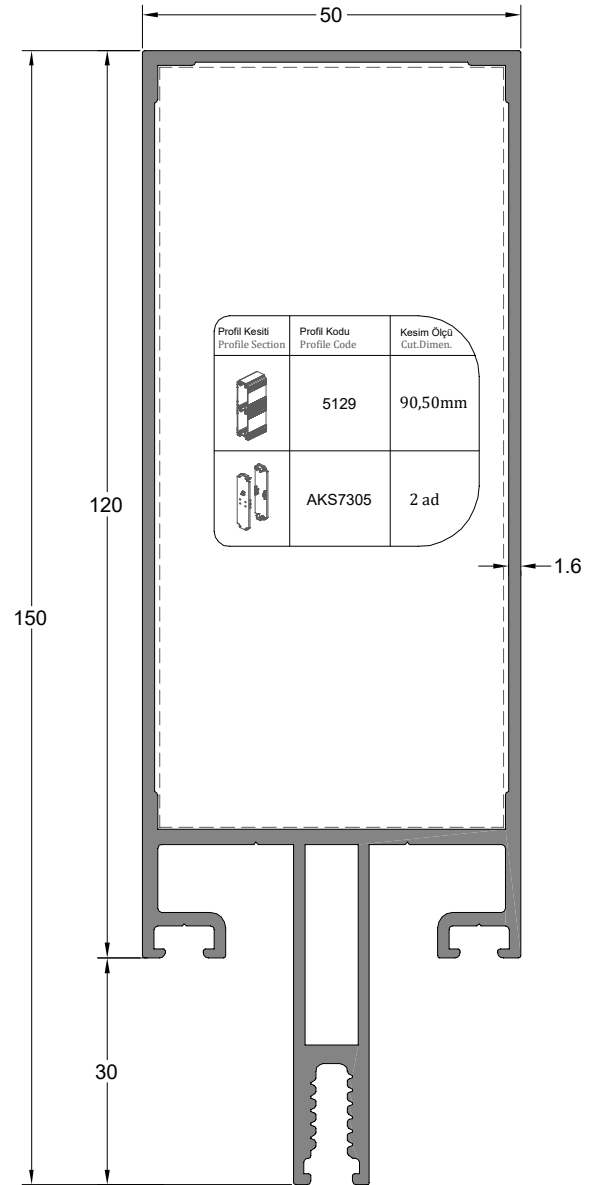
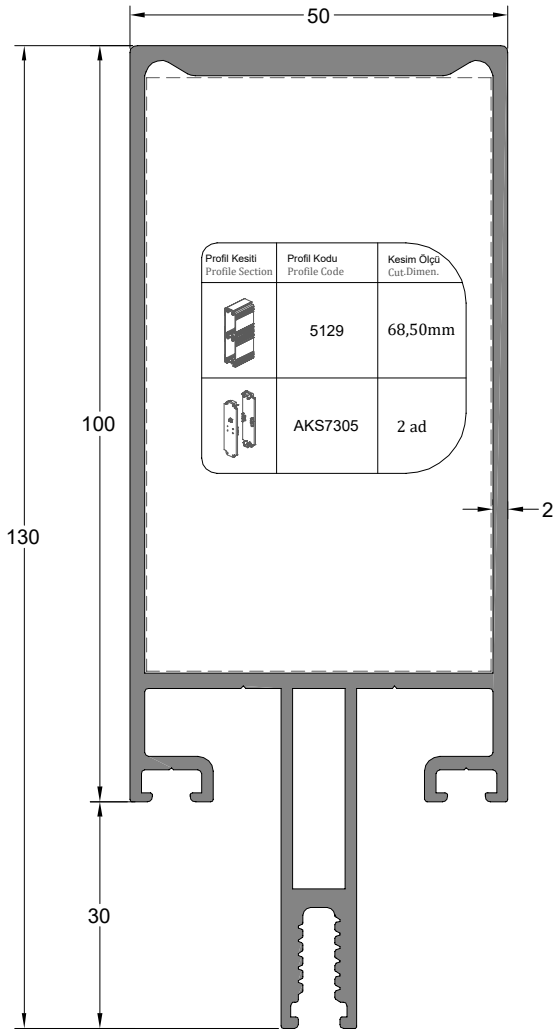
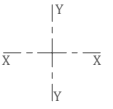
Düsey Profili VERTICAL PROFILE	Profil Kodu Profile Code	(kg/mt) Weight	Jx cm ⁴	Jy cm ⁴
	5007	1,988	79,13	23,35

Düsey Profili VERTICAL PROFILE	Profil Kodu Profile Code	(kg/mt) Weight	Jx cm ⁴	Jy cm ⁴
	13083	1,934	97,30	22,49



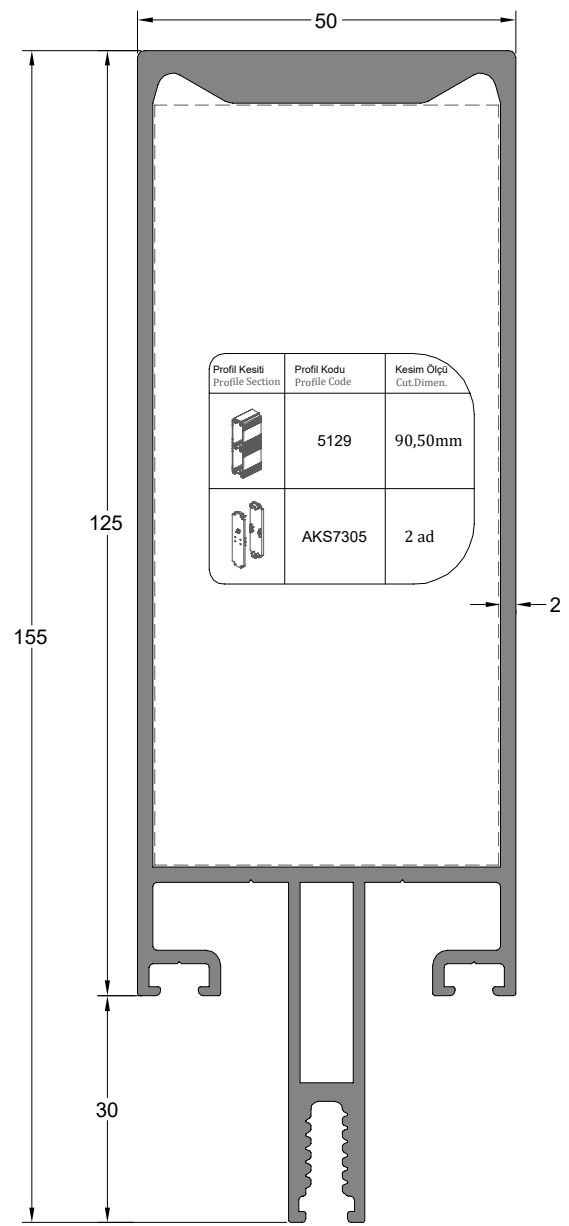
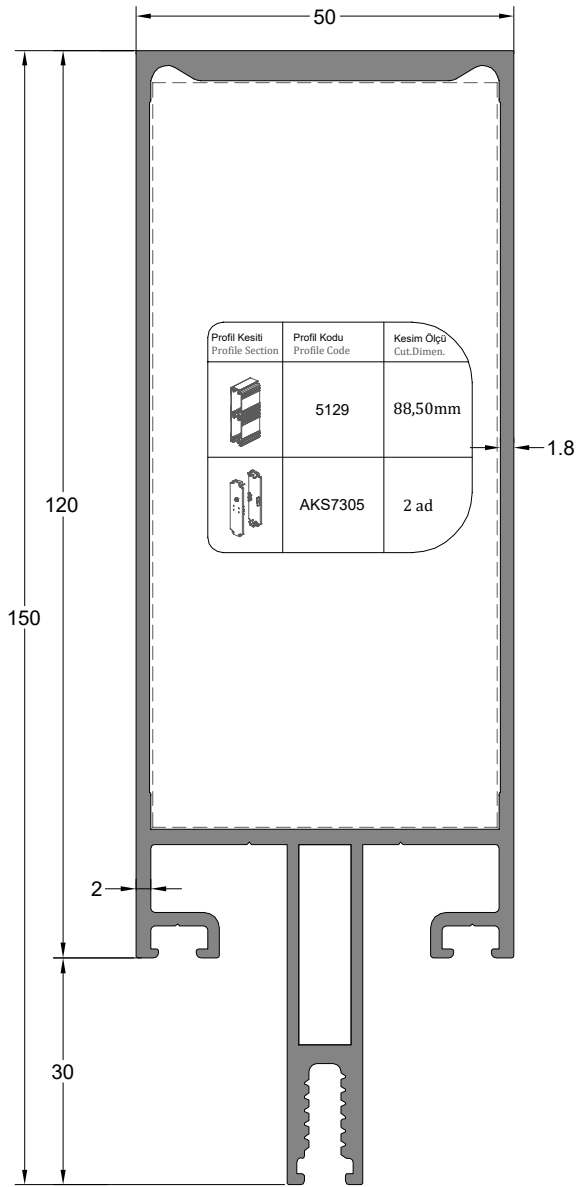
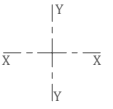
Düsey Profili VERTICAL PROFILE	Profil Kodu Profile Code	(kg/mt) Weight	Jx cm ⁴	Jy cm ⁴
	5004	2,012	115,60	23,91

Düsey Profili VERTICAL PROFILE	Profil Kodu Profile Code	(kg/mt) Weight	Jx cm ⁴	Jy cm ⁴
	5127	2,109	122,62	26,38



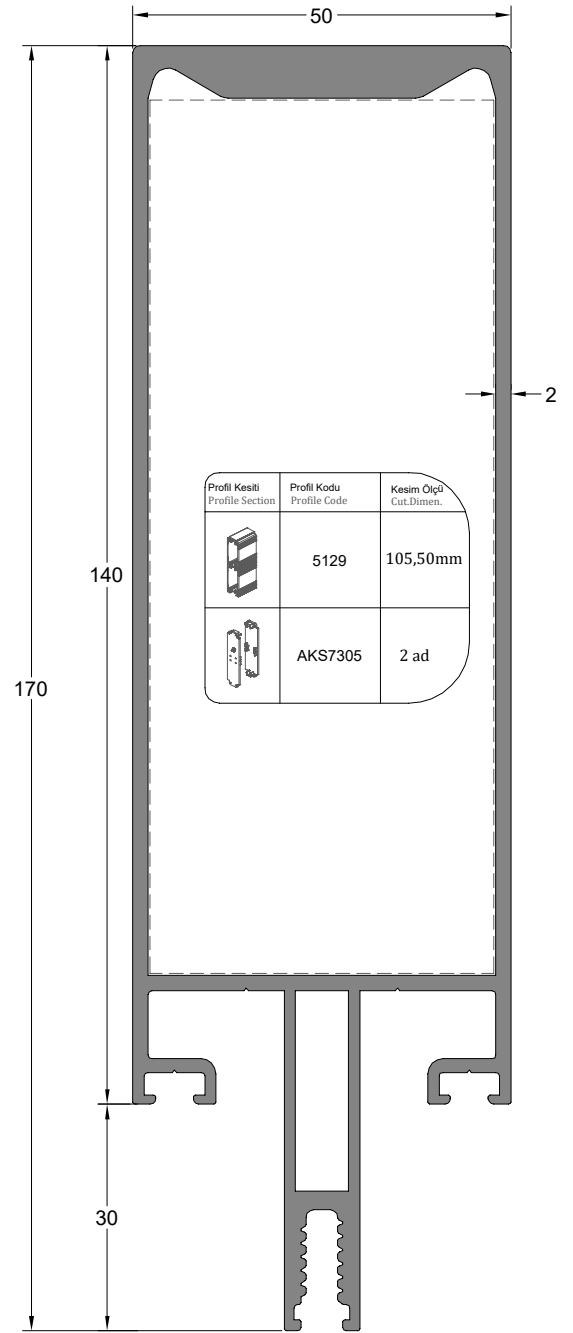
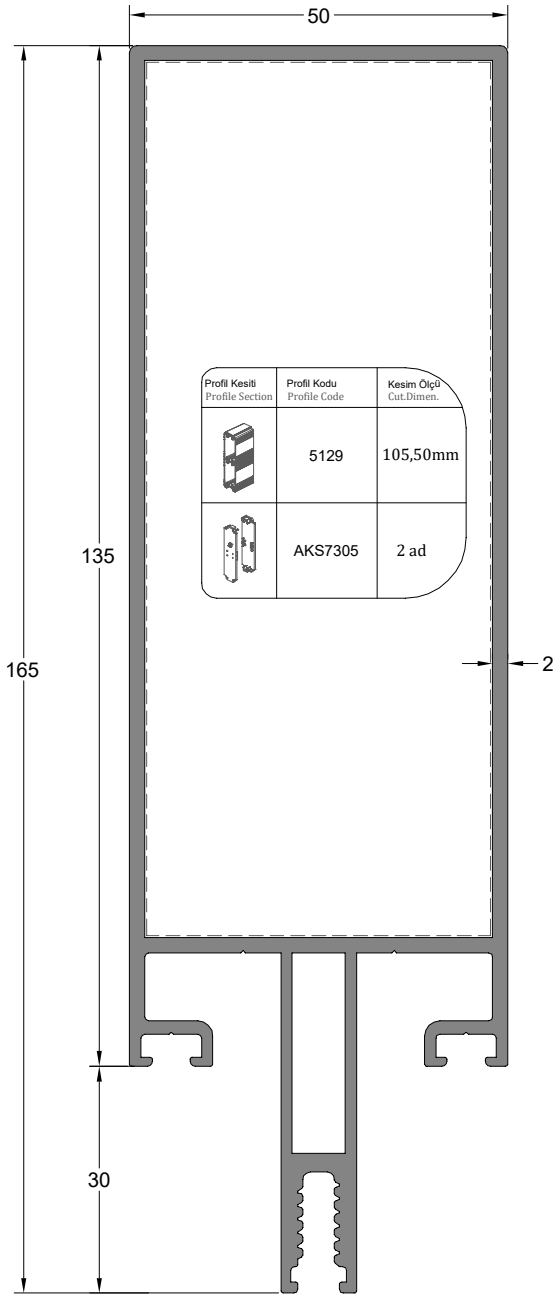
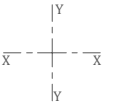
Düsey Profili VERTICAL PROFILE	Profil Kodu Profile Code	(kg/mt) Weight	Jx cm ⁴	Jy cm ⁴
	5005	2,411	154,66	28,93

Düsey Profili VERTICAL PROFILE	Profil Kodu Profile Code	(kg/mt) Weight	Jx cm ⁴	Jy cm ⁴
	5002	2,185	175,26	28,51



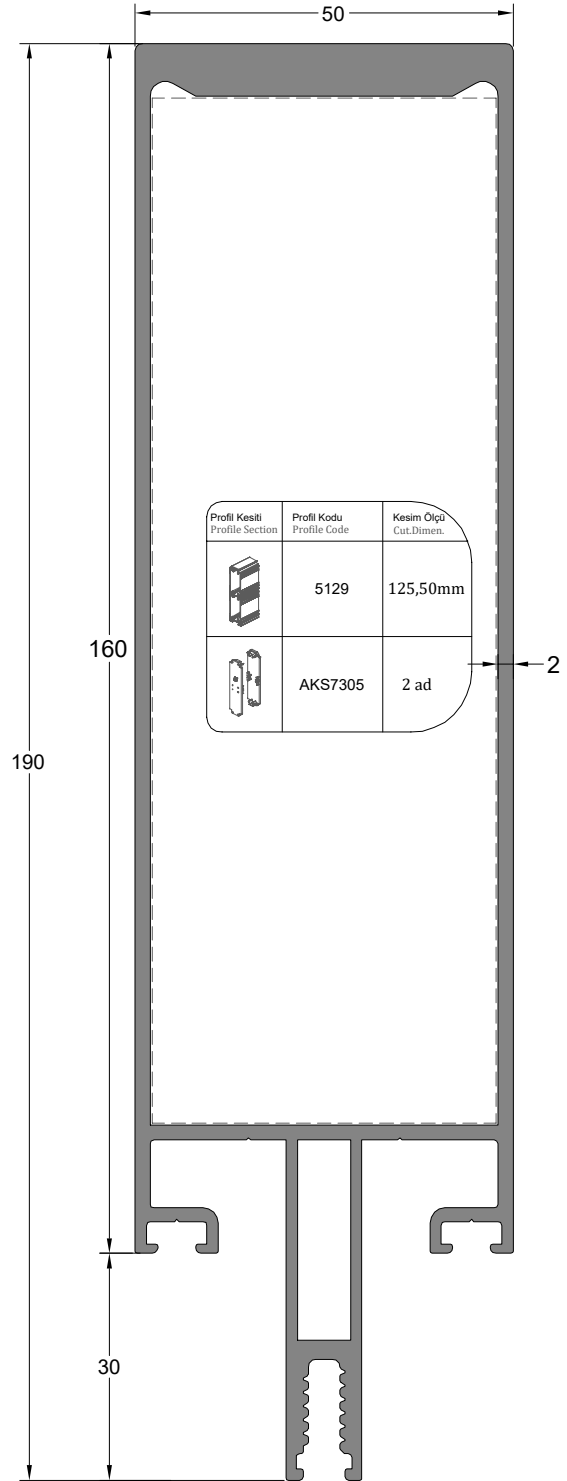
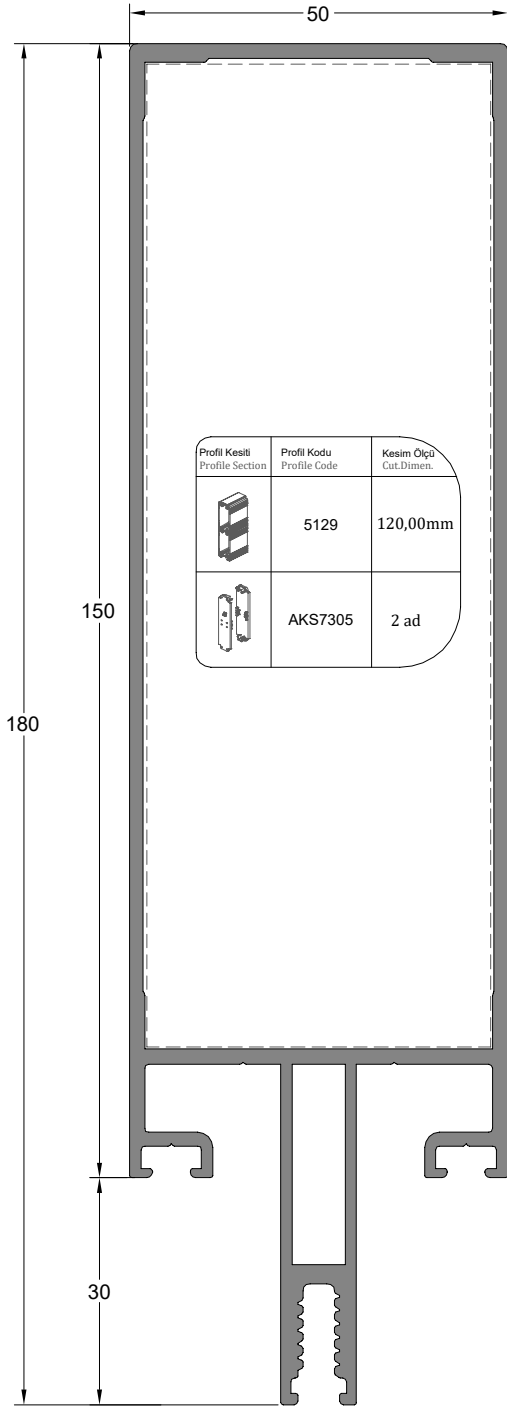
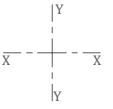
Düsey Profil VERTICAL PROFILE	Profil Kodu Profile Code	(kg/mt) Weight	Jx cm ⁴	Jy cm ⁴
	13085	2,531	226,92	31,62

Düsey Profil VERTICAL PROFILE	Profil Kodu Profile Code	(kg/mt) Weight	Jx cm ⁴	Jy cm ⁴
	5003	2,970	298,40	35,99



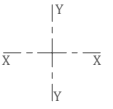
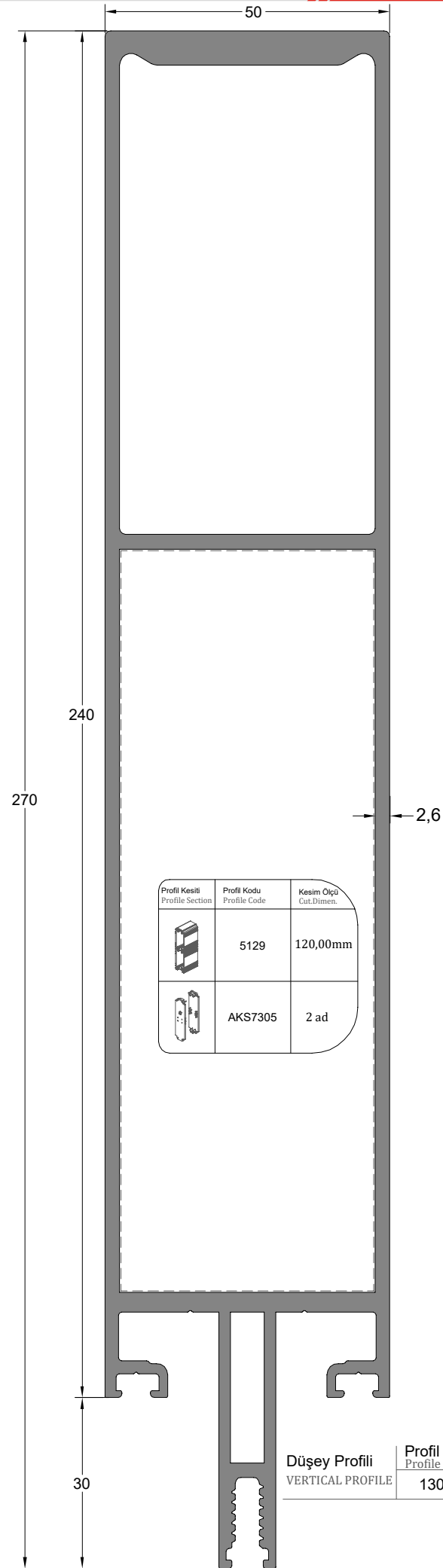
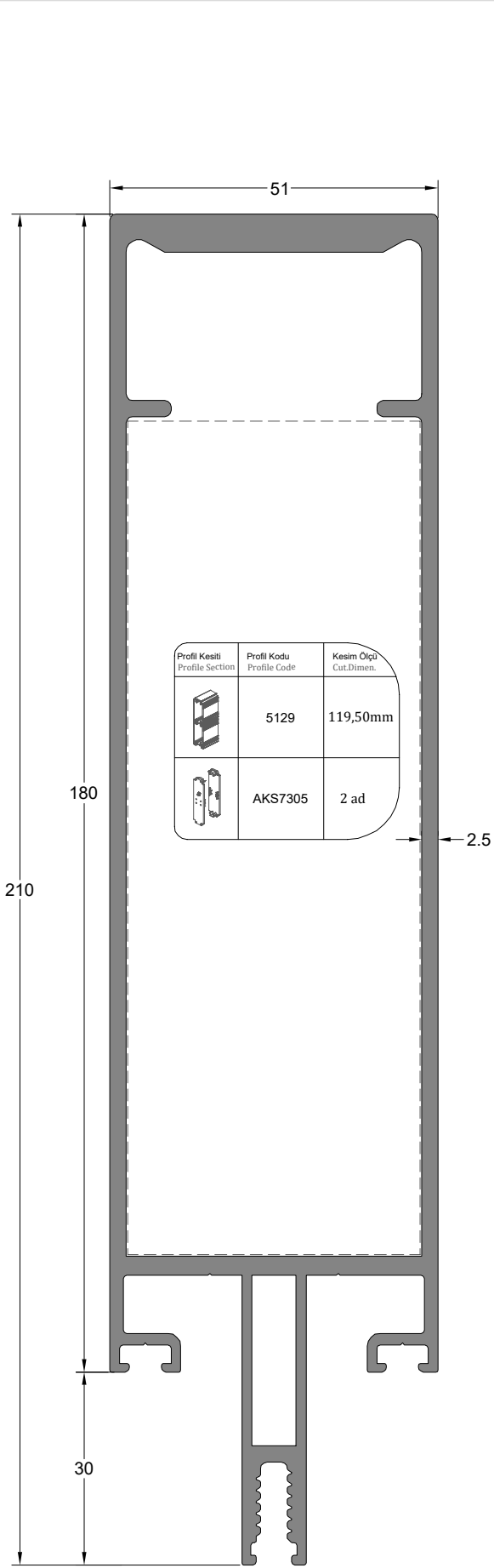
Düsey Profil VERTICAL PROFILE	Profil Kodu Profile Code	(kg/mt) Weight	Jx cm ⁴	Jy cm ⁴
	5000	2,585	254,82	35,99

Düsey Profil VERTICAL PROFILE	Profil Kodu Profile Code	(kg/mt) Weight	Jx cm ⁴	Jy cm ⁴
	5001	3,133	383,46	39,45



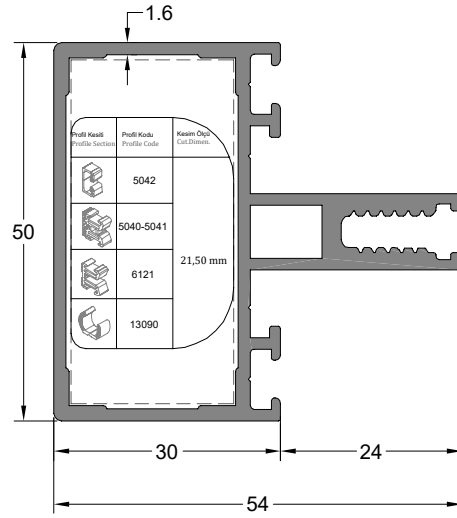
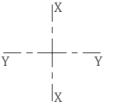
Düsey Profili VERTICAL PROFILE	Profil Kodu Profile Code	(kg/mt) Weight	Jx cm ⁴	Jy cm ⁴
	5078	2,644	322,58	37,31

Düsey Profili VERTICAL PROFILE	Profil Kodu Profile Code	(kg/mt) Weight	Jx cm ⁴	Jy cm ⁴
	12264	3,436	533,03	45,20

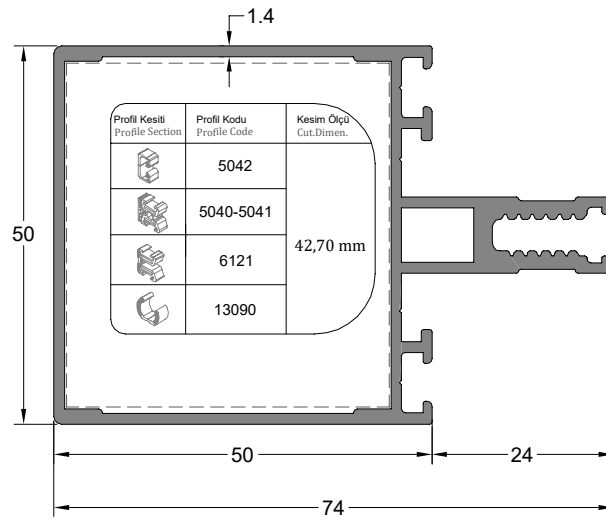


Düşey Profil VERTICAL PROFILE	Profil Kodu Profile Code	(kg/mt) Weight	Jx cm ⁴	Jy cm ⁴
	5090	4,217	741,78	62,05

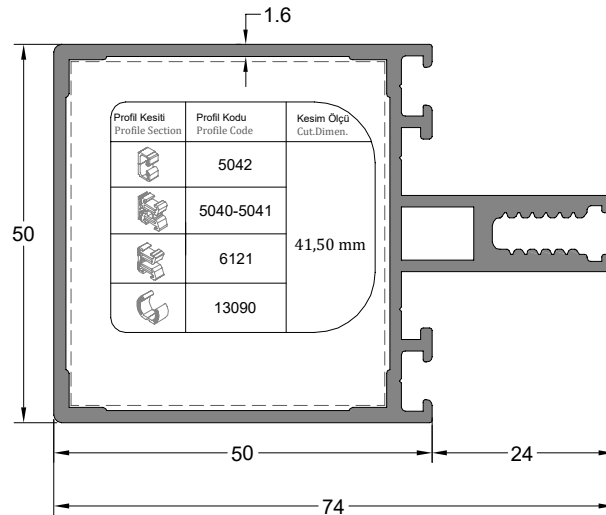
Düşey Profil VERTICAL PROFILE	Profil Kodu Profile Code	(kg/mt) Weight	Jx cm ⁴	Jy cm ⁴
	13084	5,498	1523,69	80,15



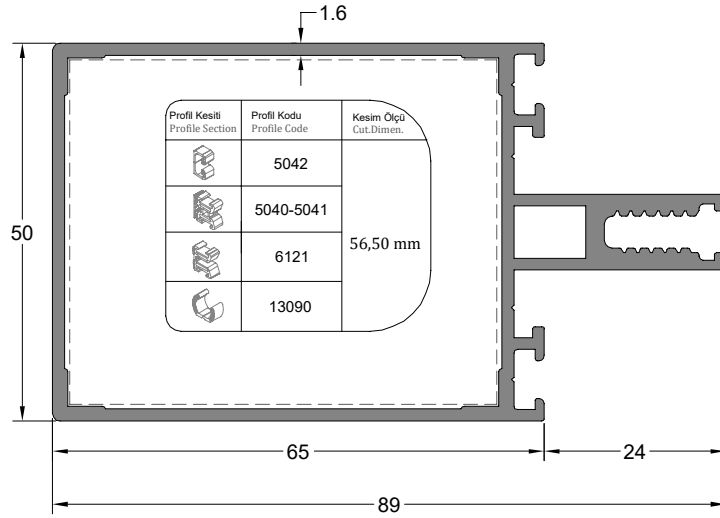
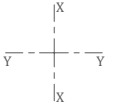
Yatay Profil HORIZONTAL PROFILE	Profil Kodu Profile Code	(kg/mt) Weight	Jx cm ⁴	Jy cm ⁴
	5013	1,130	9,85	10,25



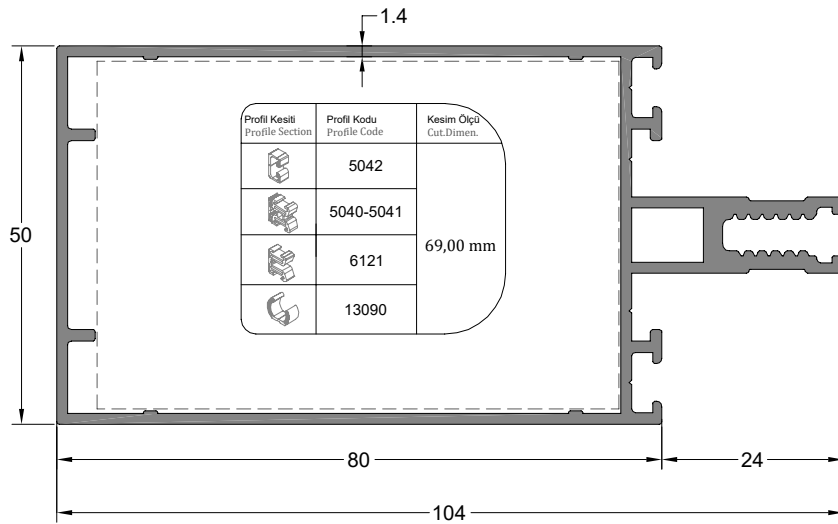
Yatay Profil HORIZONTAL PROFILE	Profil Kodu Profile Code	(kg/mt) Weight	Jx cm ⁴	Jy cm ⁴
	5122	1,166	12,13	22,44



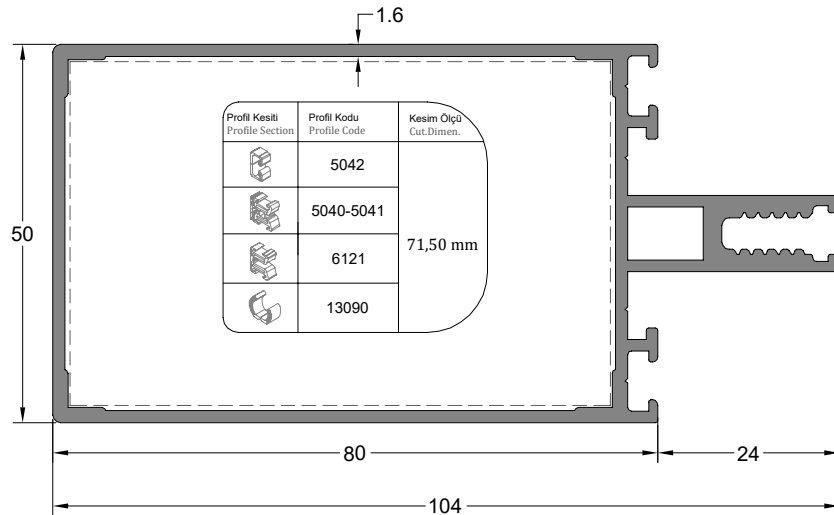
Yatay Profil HORIZONTAL PROFILE	Profil Kodu Profile Code	(kg/mt) Weight	Jx cm ⁴	Jy cm ⁴
	5012	1,302	13,60	25,15



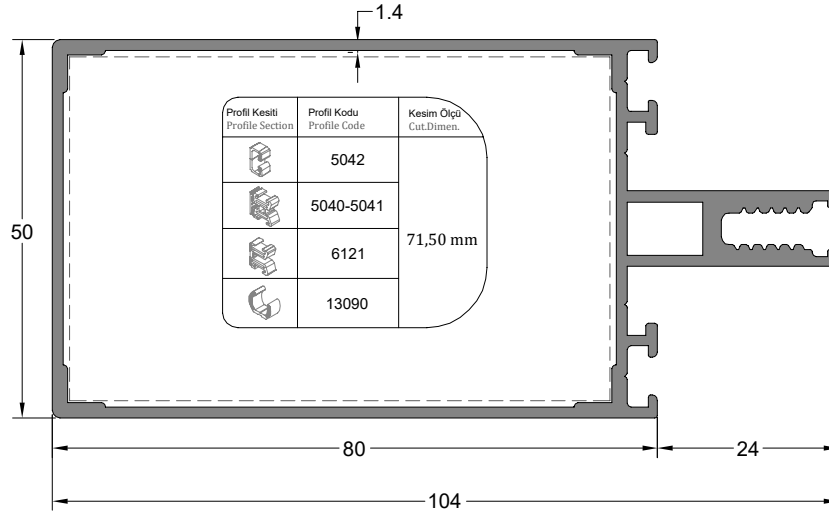
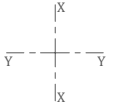
Yatay Profili HORIZONTAL PROFILE	Profil Kodu Profile Code	(kg/mt) Weight	Jx cm ⁴	Jy cm ⁴
	5011	1,432	16,42	42,33



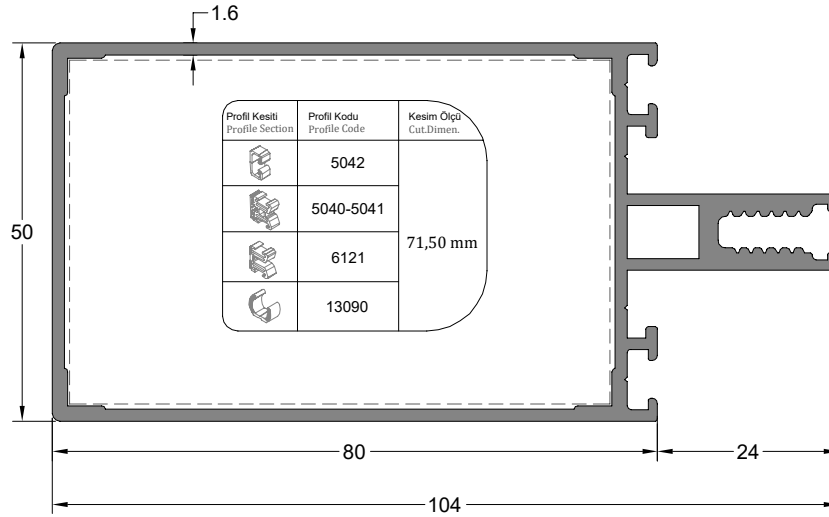
Yatay Profili HORIZONTAL PROFILE	Profil Kodu Profile Code	(kg/mt) Weight	Jx cm ⁴	Jy cm ⁴
	5120	1,401	16,83	59,73



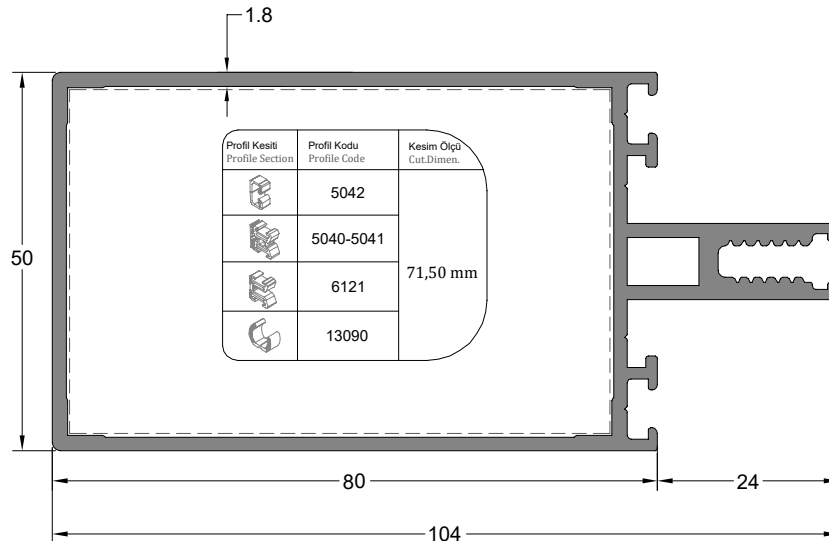
Yatay Profili HORIZONTAL PROFILE	Profil Kodu Profile Code	(kg/mt) Weight	Jx cm ⁴	Jy cm ⁴
	5010	1,560	19,23	65,25



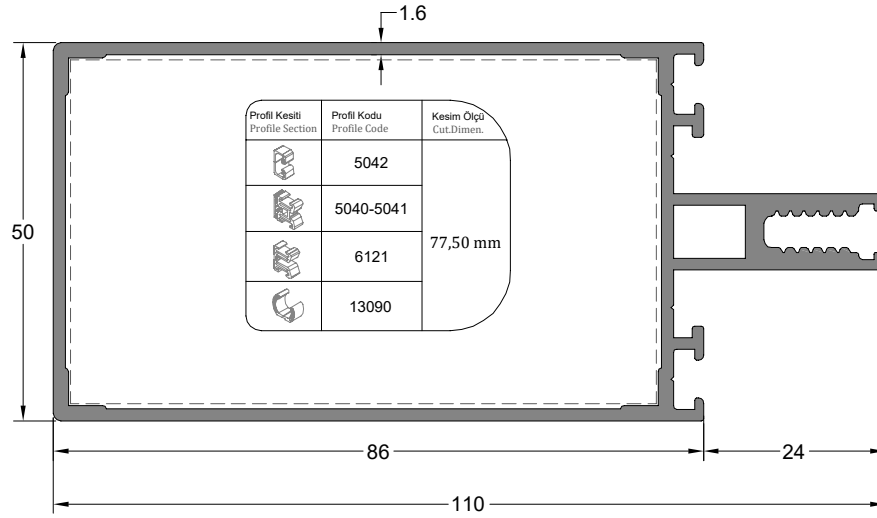
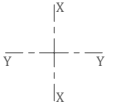
Yatay Profili HORIZONTAL PROFILE	Profil Kodu Profile Code	(kg/mt) Weight	Jx cm ⁴	Jy cm ⁴
	9650	1,448	17,65	61,56



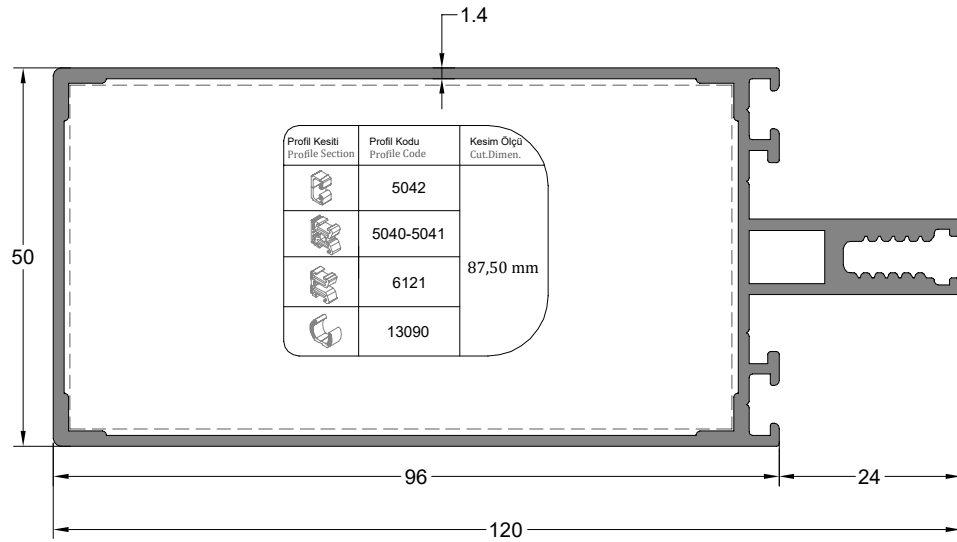
Yatay Profili HORIZONTAL PROFILE	Profil Kodu Profile Code	(kg/mt) Weight	Jx cm ⁴	Jy cm ⁴
	5126	1,560	19,23	65,32



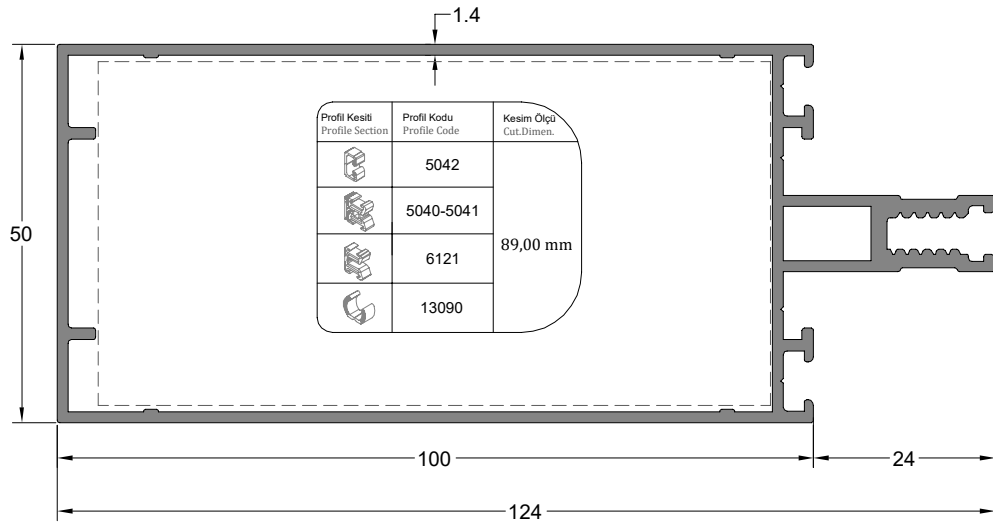
Yatay Profili HORIZONTAL PROFILE	Profil Kodu Profile Code	(kg/mt) Weight	Jx cm ⁴	Jy cm ⁴
	5125	1,685	20,74	69,30



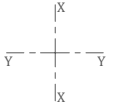
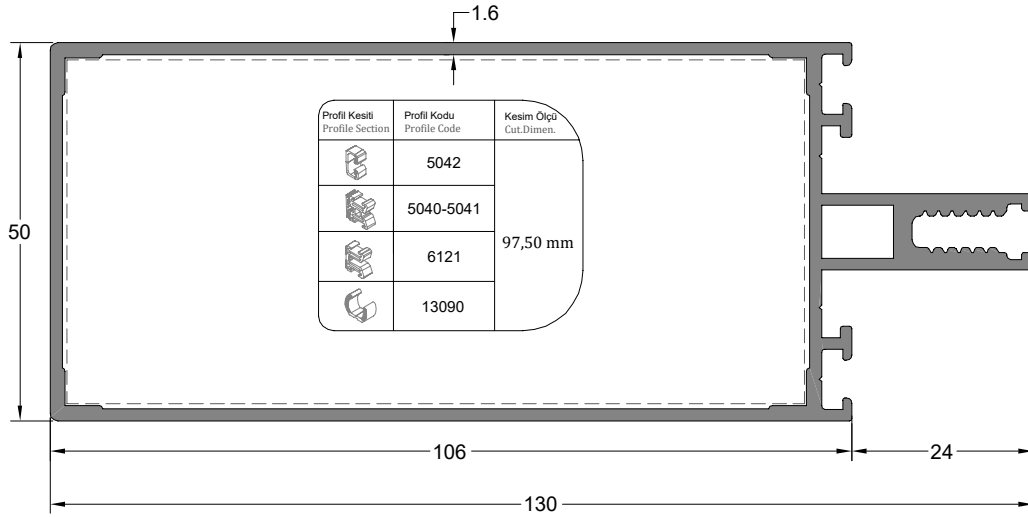
Yatay Profil HORIZONTAL PROFILE	Profil Kodu Profile Code	(kg/mt) Weight	Jx cm ⁴	Jy cm ⁴
	5121	1,615	20,35	76,26



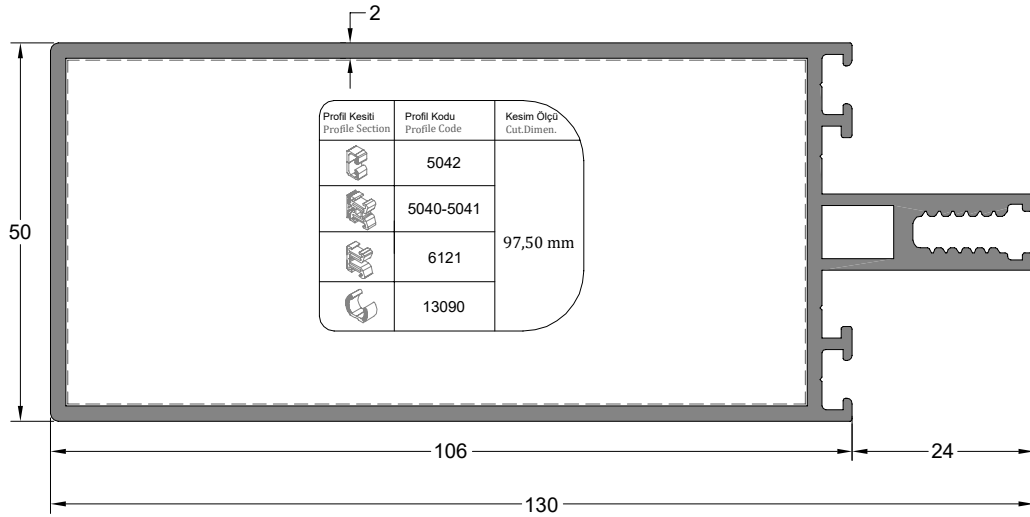
Yatay Profil HORIZONTAL PROFILE	Profil Kodu Profile Code	(kg/mt) Weight	Jx cm ⁴	Jy cm ⁴
	13087	1,572	20,30	91,02



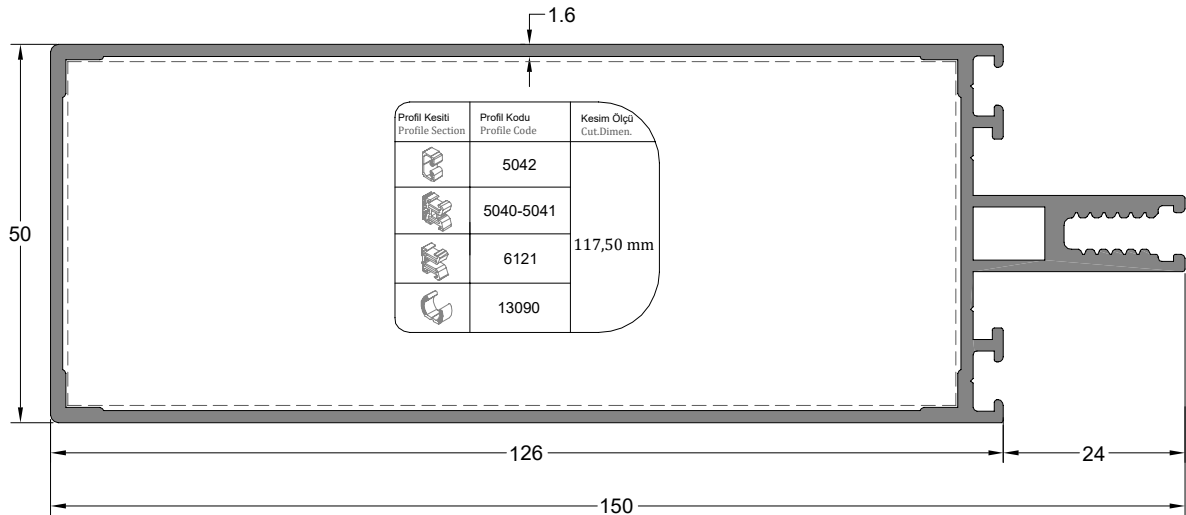
Yatay Profil HORIZONTAL PROFILE	Profil Kodu Profile Code	(kg/mt) Weight	Jx cm ⁴	Jy cm ⁴
	8454	1,549	20,13	95,28



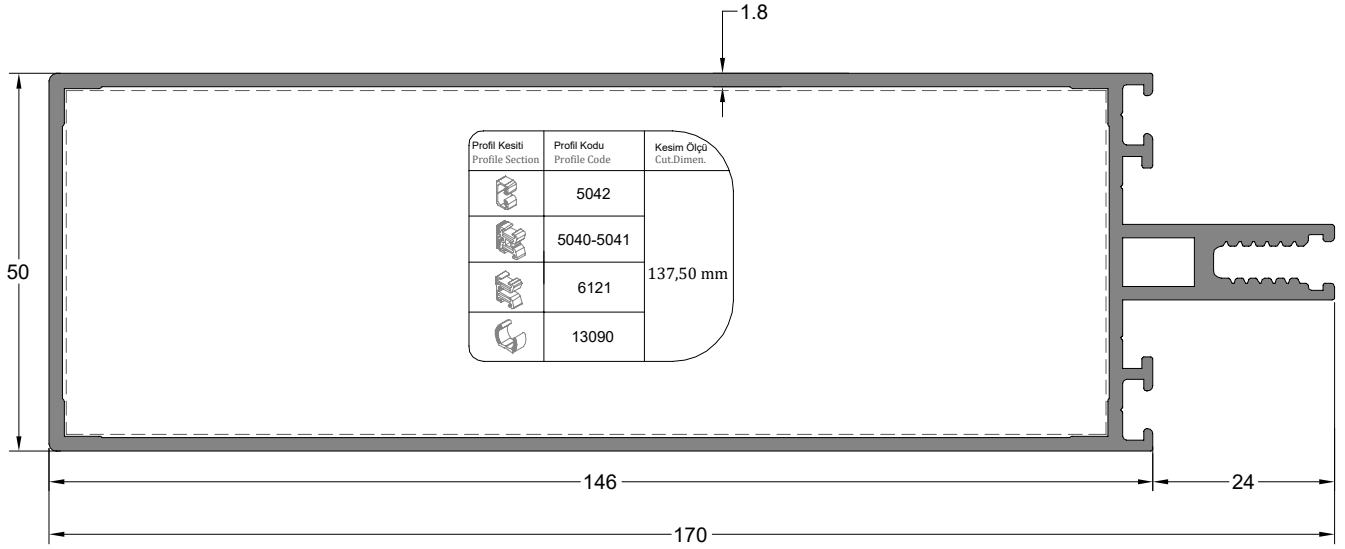
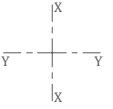
Yatay Profil HORIZONTAL PROFILE	Profil Kodu Profile Code	(kg/mt) Weight	Jx cm ⁴	Jy cm ⁴
	5096	1,789	24,10	120,60



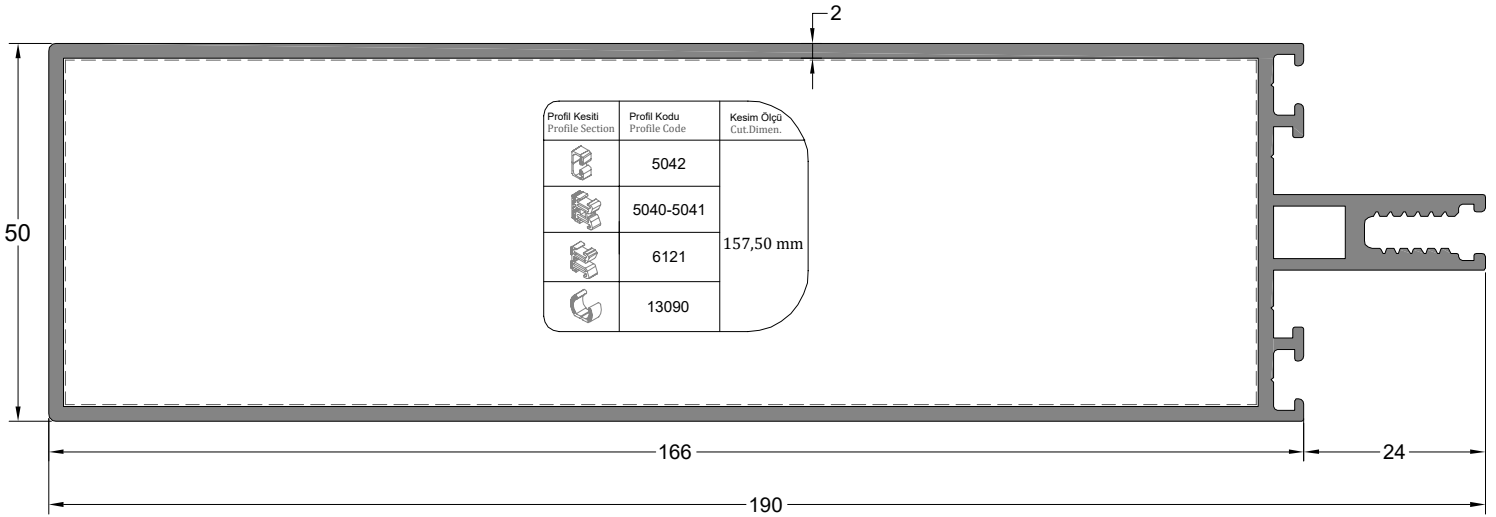
Yatay Profil HORIZONTAL PROFILE	Profil Kodu Profile Code	(kg/mt) Weight	Jx cm ⁴	Jy cm ⁴
	9733	2,055	28,22	134,45



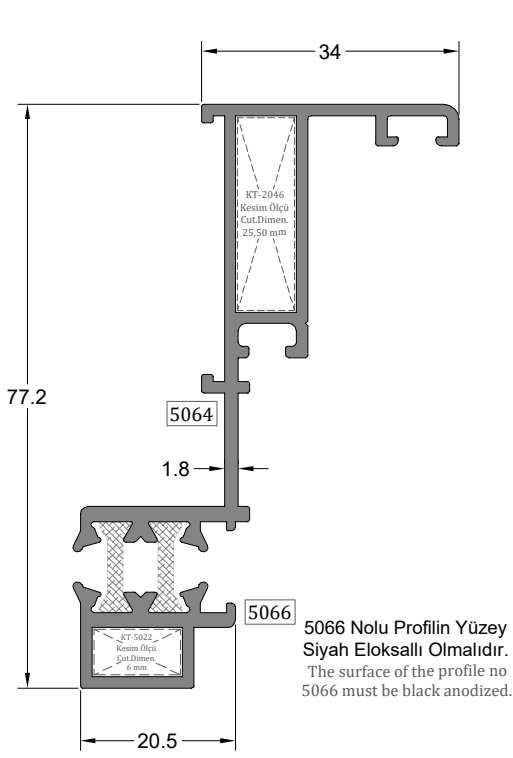
Yatay Profil HORIZONTAL PROFILE	Profil Kodu Profile Code	(kg/mt) Weight	Jx cm ⁴	Jy cm ⁴
	5095	1,961	27,85	178,01



Yatay Profili HORIZONTAL PROFILE	Profil Kodu Profile Code	(kg/mt) Weight	Jx cm ⁴	Jy cm ⁴
	13086	2,329	34,55	267,72

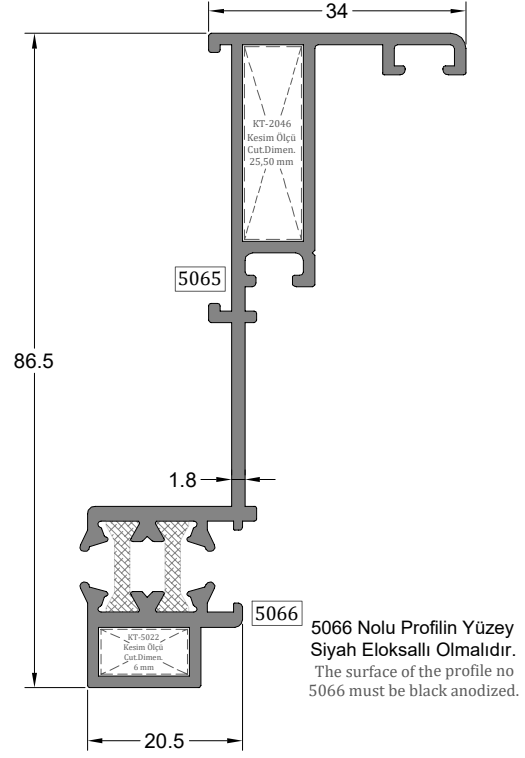


Yatay Profili HORIZONTAL PROFILE	Profil Kodu Profile Code	(kg/mt) Weight	Jx cm ⁴	Jy cm ⁴
	12263	2,710	42,05	381,47



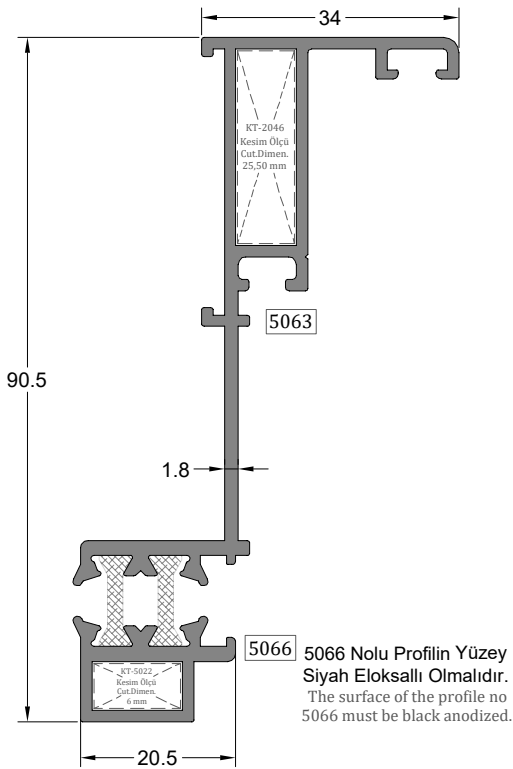
Kapaklı Cephe içi Kasa Profili COVERED FACADE FRAME PROFILE	Profil Kodu Profile Code	(kg/mt) Weight	Jx cm ⁴	Jy cm ⁴
	5064-5066	1,205	27,56	5,40

5093-5062-5081 profiller ile uyumludur.



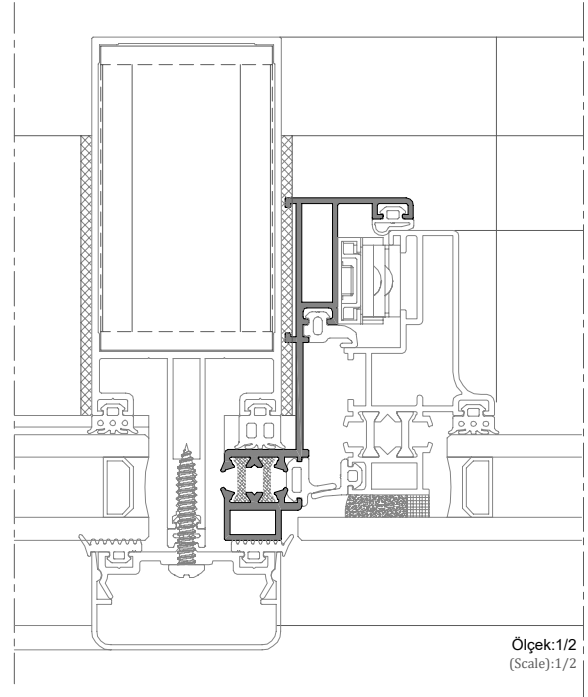
Kapaklı Cephe içi Kasa Profili COVERED FACADE FRAME PROFILE	Profil Kodu Profile Code	(kg/mt) Weight	Jx cm ⁴	Jy cm ⁴
	5065-5066	1,250	37,26	5,40

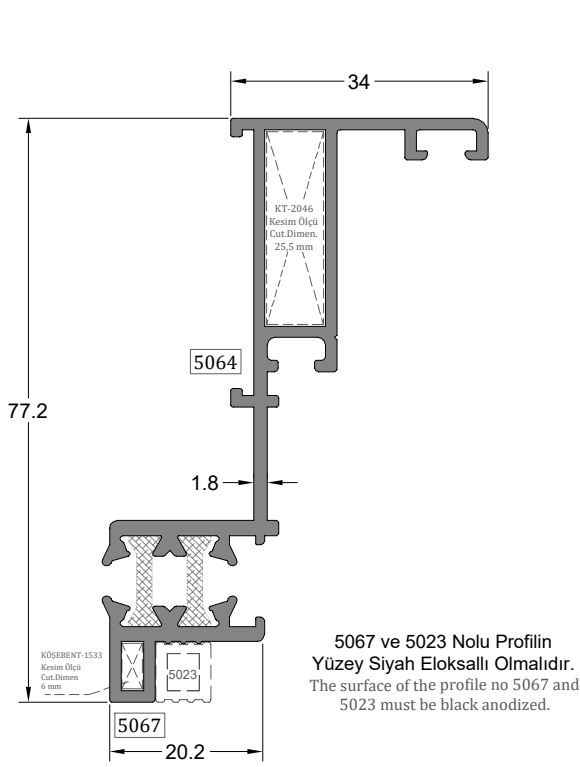
5088-5028 profiller ile uyumludur.



Kapaklı Cephe içi Kasa Profili COVERED FACADE FRAME PROFILE	Profil Kodu Profile Code	(kg/mt) Weight	Jx cm ⁴	Jy cm ⁴
	5063-5066	1,251	41,99	5,40

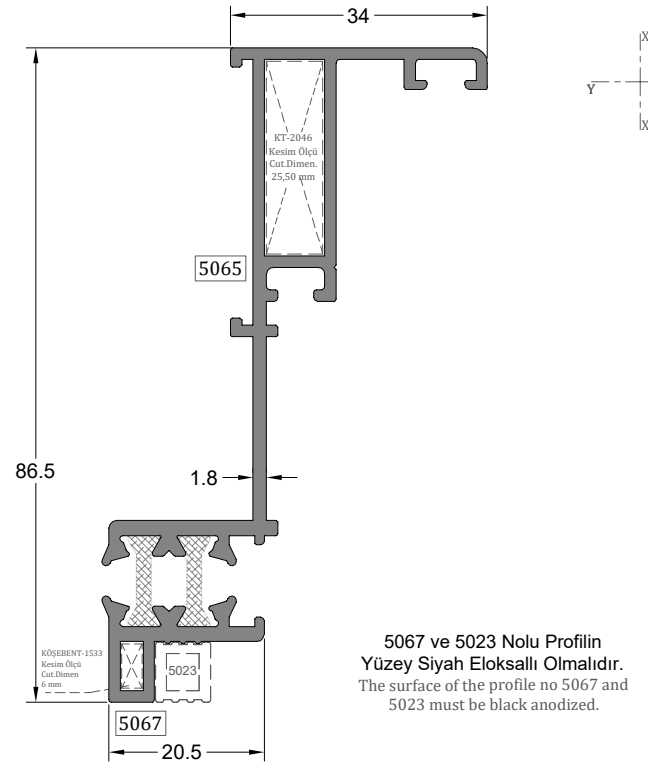
5029-5030-5031 profiller ile uyumludur.





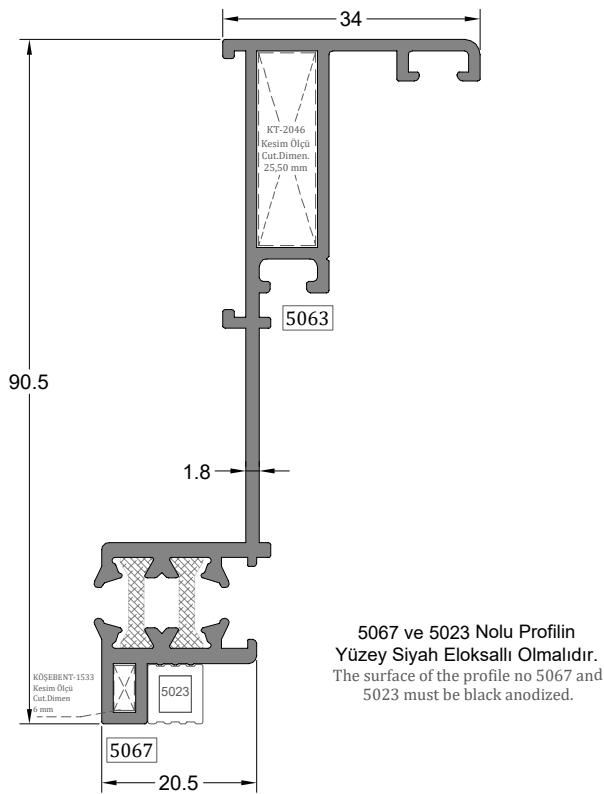
Yarı Kapaklı Cephe içi Kasa Profili SEMI-COVERED FACADE FRAME PROFILE	Profil Kodu Profile Code	(kg/mt) Weight	Jx cm ⁴	Jy cm ⁴
	5064-5067	1,169	25,62	5,46

5093-5062-5081 profiller ile uyumludur.



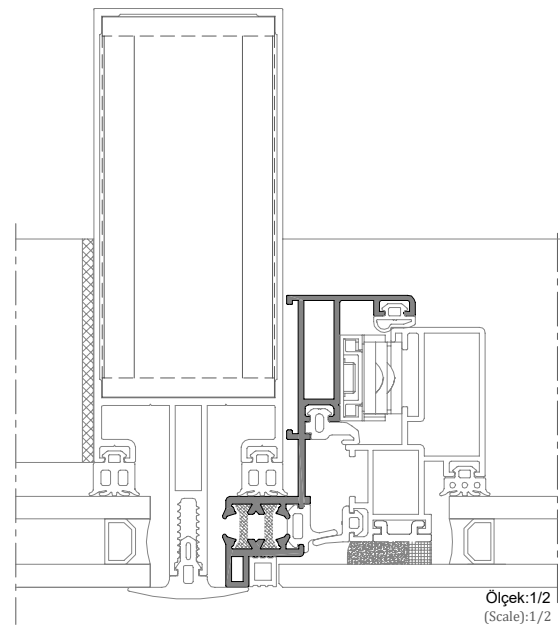
Yarı Kapaklı Cephe içi Kasa Profili SEMI-COVERED FACADE FRAME PROFILE	Profil Kodu Profile Code	(kg/mt) Weight	Jx cm ⁴	Jy cm ⁴
	5065-5067	1,214	34,83	5,46

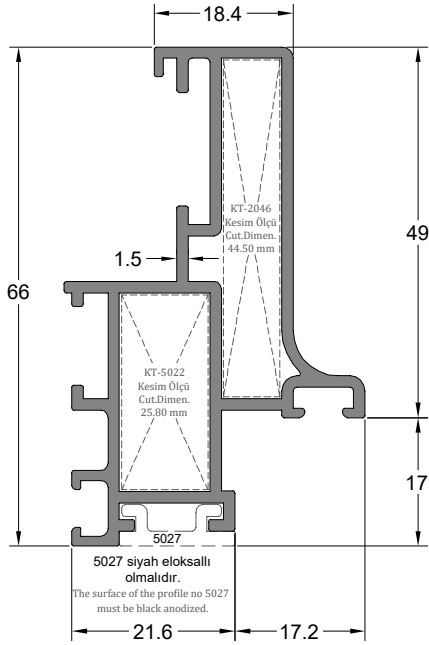
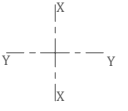
5088-5028 profiller ile uyumludur.



Yarı Kapaklı Cephe içi Kasa Profili SEMI-COVERED FACADE FRAME PROFILE	Profil Kodu Profile Code	(kg/mt) Weight	Jx cm ⁴	Jy cm ⁴
	5063-5067	1,215	39,33	5,46

5029-5030-5031 profiller ile uyumludur.

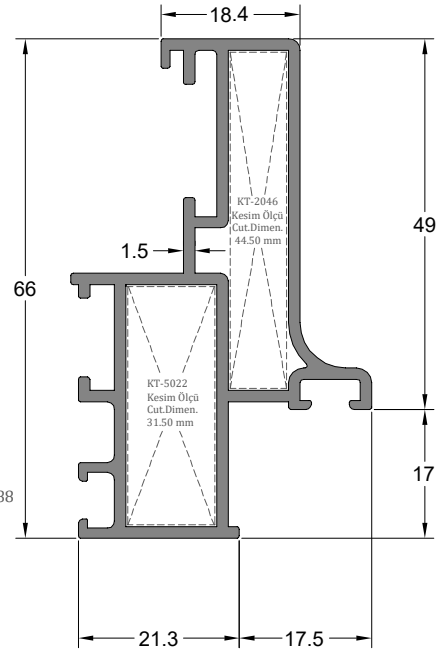




Kaset Profili	Profil Kodu	(kg/mt)	Jx cm ⁴	Jy cm ⁴
CASSETTE PROFILE	Profile Code	Weight		
	5028	1,037	14,32	3,66

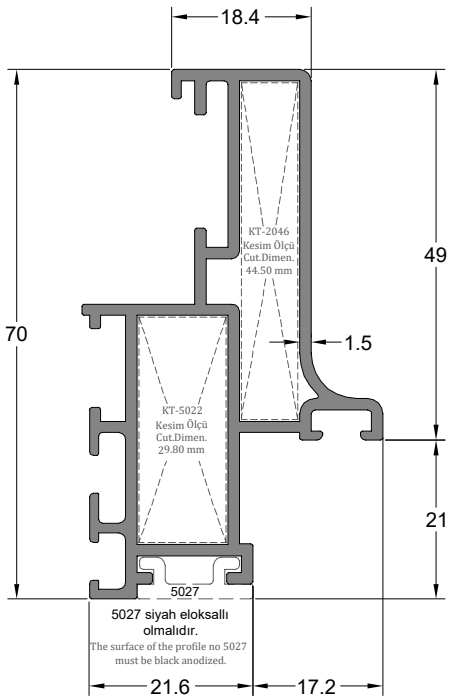
(5065-5066)-(5065-5067) profiller ile çalışmaktadır.

5088 Nolu Profilin Yüzü
Eloksallı Olmalıdır.
The surface of the profile no 5088
must be anodized.



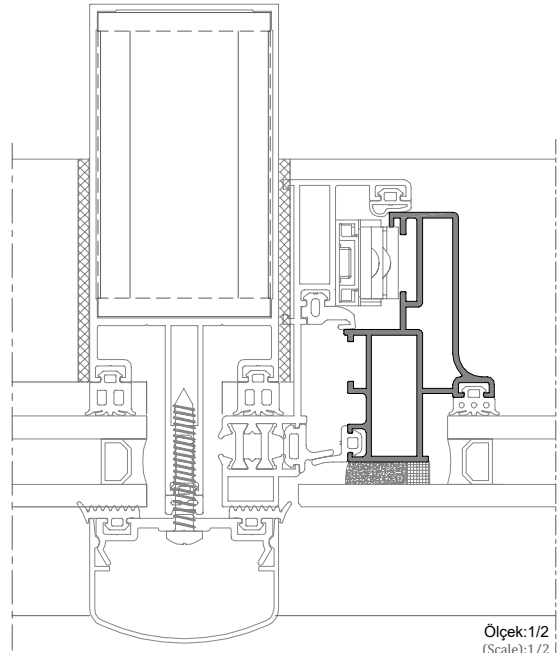
Kaset Profili	Profil Kodu	(kg/mt)	Jx cm ⁴	Jy cm ⁴
CASSETTE PROFILE	Profile Code	Weight		
	5088	1,027	14,72	3,63

(5065-5066)-(5065-5067) profiller ile çalışmaktadır.



Kaset Profili	Profil Kodu	(kg/mt)	Jx cm ⁴	Jy cm ⁴
CASSETTE PROFILE	Profile Code	Weight		
	5031	1,093	16,71	3,98

(5063-5066)-(5063-5067) profiller ile çalışmaktadır.



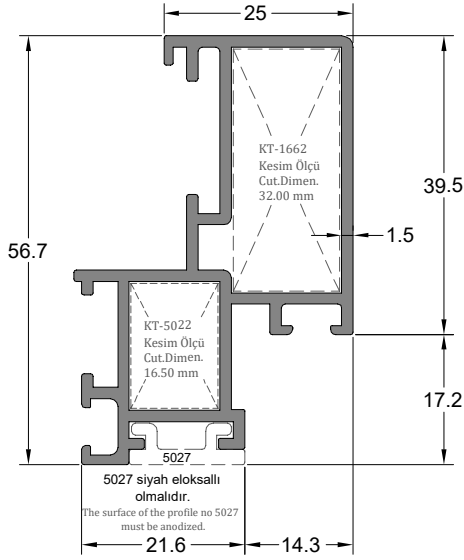
Ölçek: 1/2
(Scale): 1/2

NOT: Bonding işlemi için boyalı, eloksallı ürünlerde primer uygulaması
ral boya ve eloksal rengine göre değişmektedir.

**PROFİL SİPARİŞİNDEN ÖNCE CAMI TEDARİK ETTİĞİNİZ FİRMAYA
DANIŞARAK SİPARİŞLERİNİZİ GEÇİNİZ !!!**

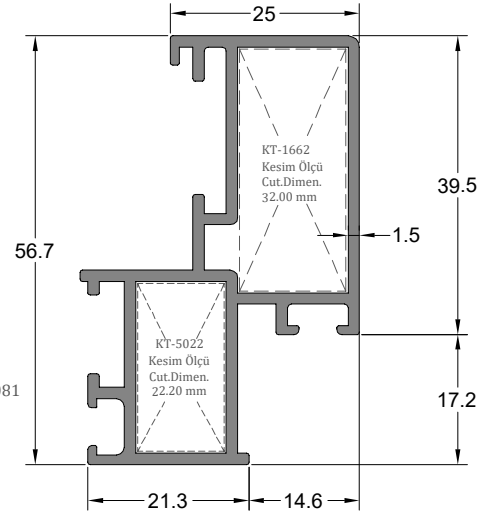
NOTE : Primer application for glazing bonding on powder coated and
anodized profiles varies depending on the color.

PLEASE CONSULT WITH YOUR GLAZING SUPPLIER BEFORE
PLACING YOUR PROFILE ORDERS !!!

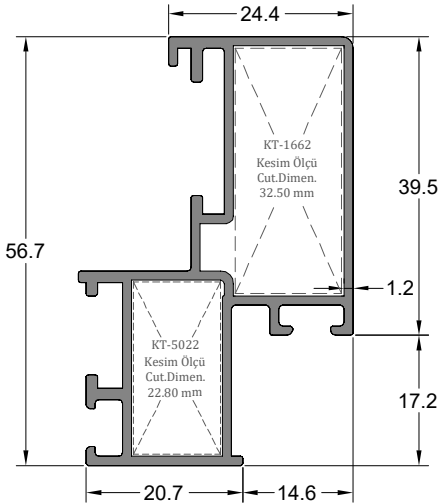


Kaset Profili	Profil Kodu	(kg/mt)	Jx cm ⁴	Jy cm ⁴
CASETTE PROFILE	5062	0,918	10,08	3,91

5081 Nolu Profilin Yüzü Elokısal Olmalıdır.
The surface of the profile no 5081 must be anodized.

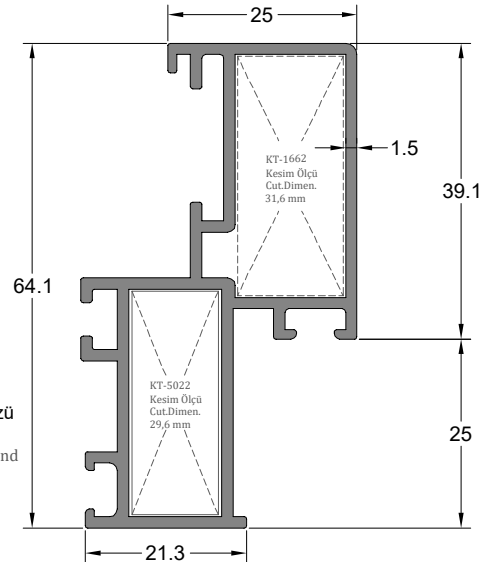


Kaset Profili	Profil Kodu	(kg/mt)	Jx cm ⁴	Jy cm ⁴
CASETTE PROFILE	5081	0,908	10,46	3,87

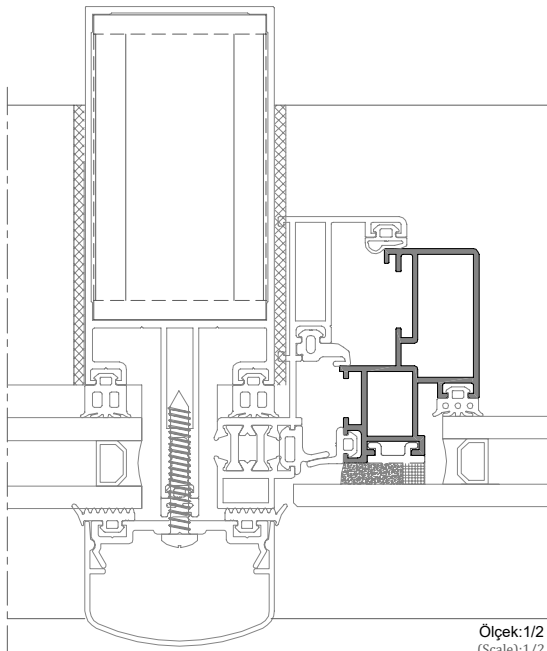


Kaset Profili	Profil Kodu	(kg/mt)	Jx cm ⁴	Jy cm ⁴
CASETTE PROFILE	5093	0,766	8,86	3,21

5093 ve 6112 Nolu Profilin Yüzü Elokısal Olmalıdır.
The surface of the profile no 5093 and 6112 must be anodized.

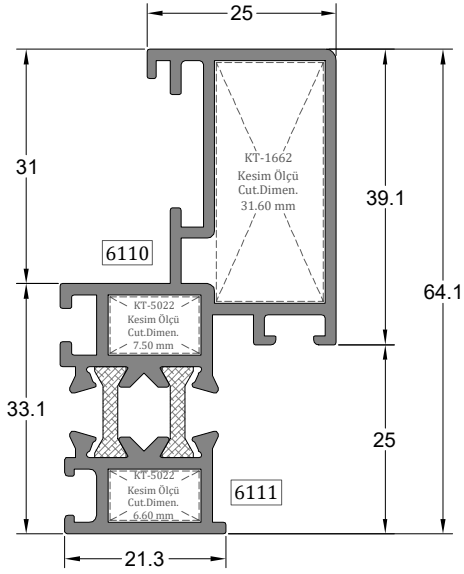


Yalıtımsız Gizli Kanat Profili	Profil Kodu	(kg/mt)	Jx cm ⁴	Jy cm ⁴
UNINSULATED HIDDEN SASH PROFILE	6112	0,985	15,20	3,06

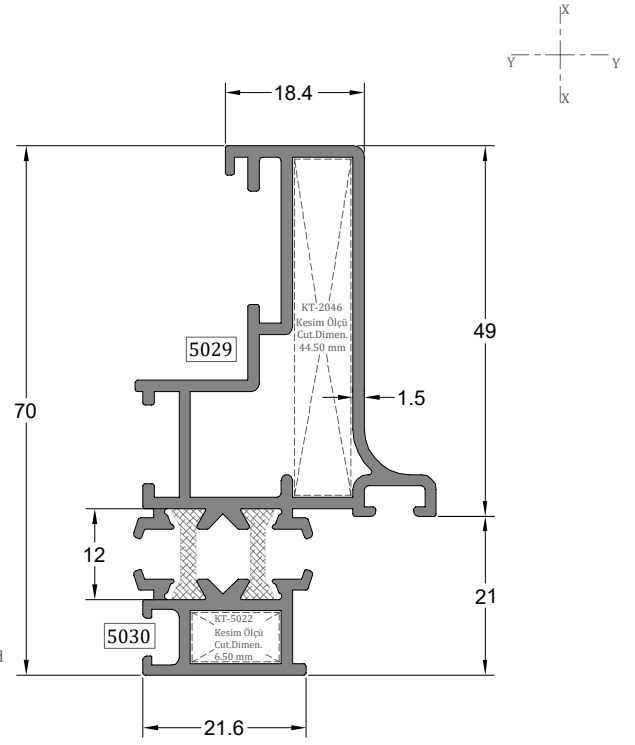


Ölçek:1/2
(Scale):1/2

NOT: Bonding işlemi için boyalı, elokısal ürünlerde primer uygulaması ral boya ve elokısal rengine göre deęiřmektedir.
PROFİL SİPARİŐİNDEN ÖNCE CAMI TEDARİK ETTİĐİNİZ FİRMAYA DANIŐARAK SİPARİŐLERİNİZİ GEÇİNİZ !!!
NOTE : Primer application for glazing bonding on powder coated and anodized profiles varies depending on the color.
PLEASE CONSULT WITH YOUR GLAZING SUPPLIER BEFORE PLACING YOUR PROFILE ORDERS !!!



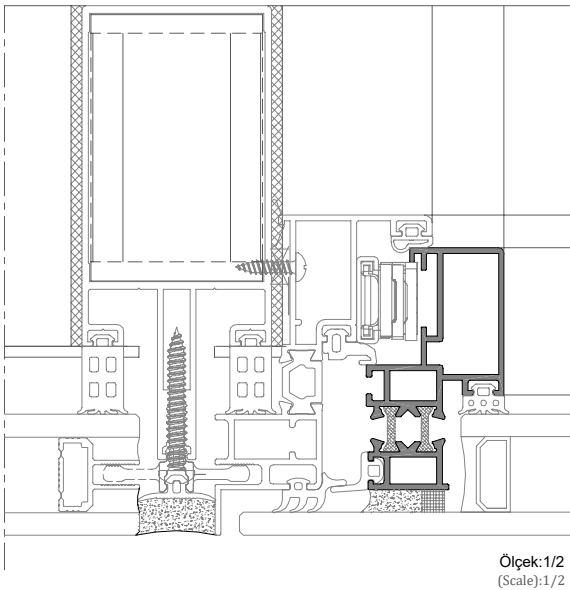
5030 ve 6111 Nolu Profilin Yüzü
Siyah Eloksallı Olmalıdır.
The surface of the profile no 5030 and
6111 must be black anodized.



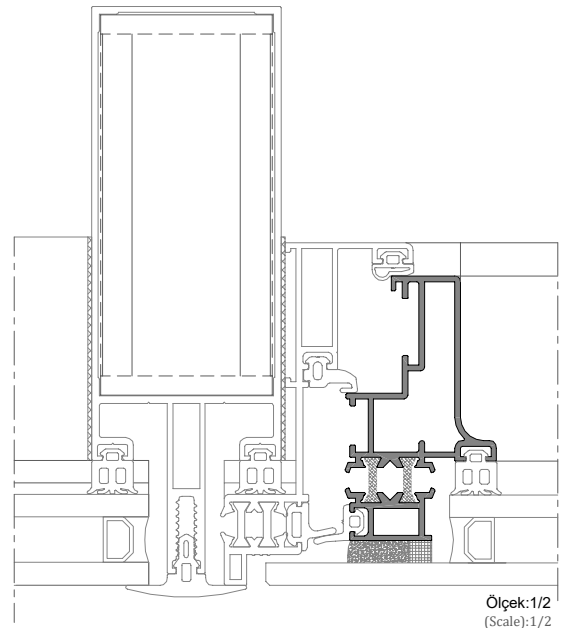
Yalıtımlı Kaset Profili INSULATED CASSETTE PROFILE	Profil Kodu Profile Code	(kg/mt) Weight	Jx cm ⁴	Jy cm ⁴
	6110-6111	1,241	16,61	5,00

Yalıtımlı Kaset Profili INSULATED CASSETTE PROFILE	Profil Kodu Profile Code	(kg/mt) Weight	Jx cm ⁴	Jy cm ⁴
	5029-5030-12	1,250	20,07	4,50

(5063-5066)-(5063-5067) profiller ile çalışmaktadır.



Ölçek:1/2
(Scale):1/2



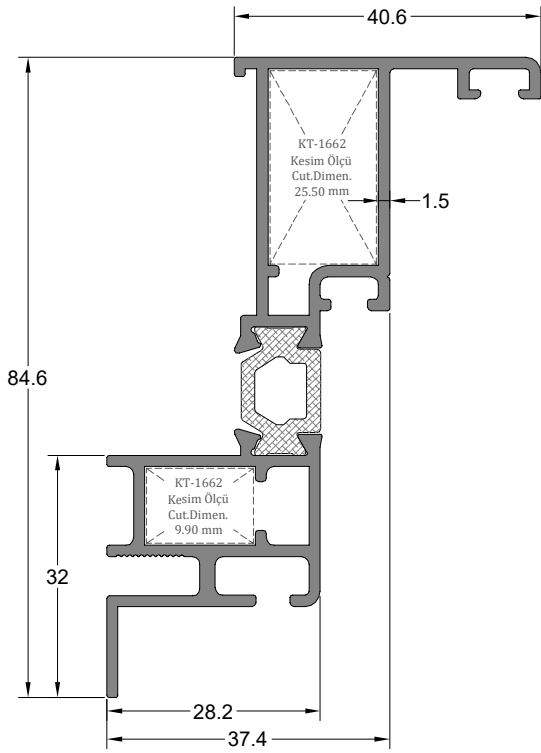
Ölçek:1/2
(Scale):1/2

NOT: Bonding işlemi için boyalı, eloksallı ürünlerde primer uygulaması
ral boya ve eloksallı rengine göre değişmektedir.

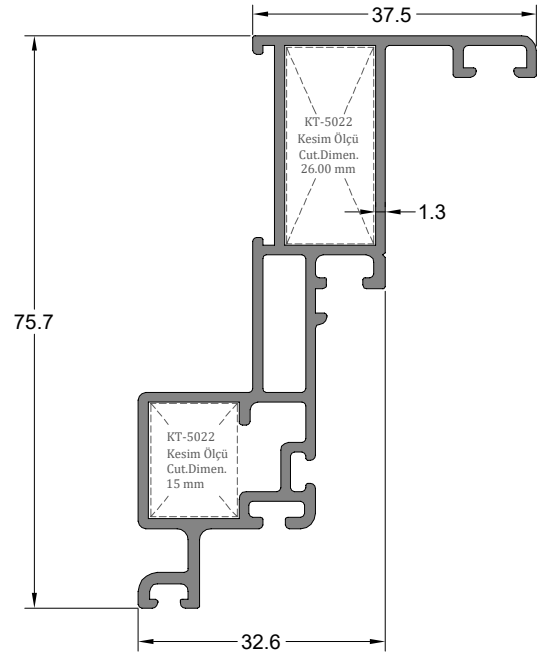
**PROFİL SİPARİŞİNDEN ÖNCE CAMI TEDARİK ETTİĞİNİZ FİRMAYA
DANIŞARAK SİPARİŞLERİNİZİ GEÇİNİZ !!!**

NOTE : Primer application for glazing bonding on powder coated and
anodized profiles varies depending on the color.

PLEASE CONSULT WITH YOUR GLAZING SUPPLIER BEFORE
PLACING YOUR PROFILE ORDERS !!!

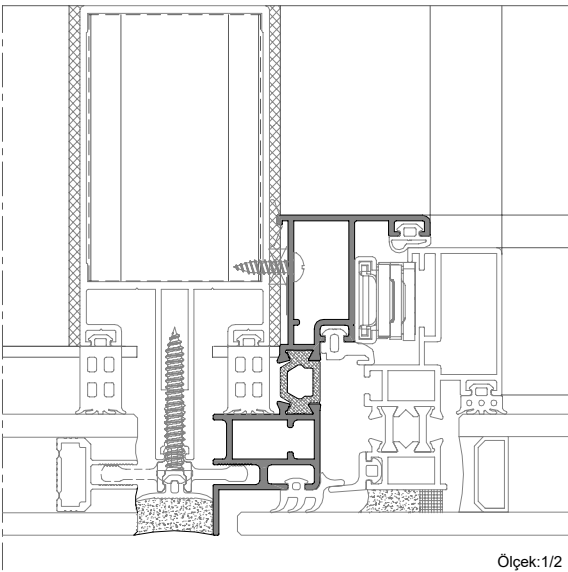


Tek Cam Yalıtımlı Kasa Profili THERMAL BREAK SINGLE GLAZING FRAME PROFILE	Profil Kodu Profile Code	(kg/mt) Weight	Jx cm ⁴	Jy cm ⁴
	6113-6114	1,317	29,82	7,74

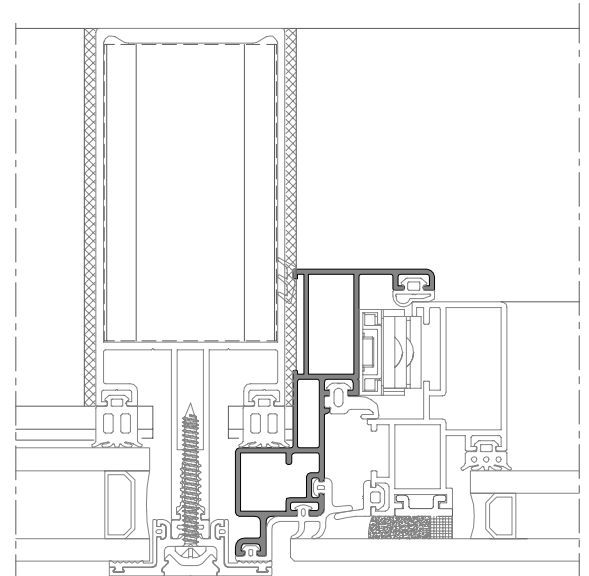


Tek Cam Kaset Profili SINGLE GLAZING CASSETTE PROFILE	Profil Kodu Profile Code	(kg/mt) Weight	Jx cm ⁴	Jy cm ⁴
	5099	1,013	21,37	5,55

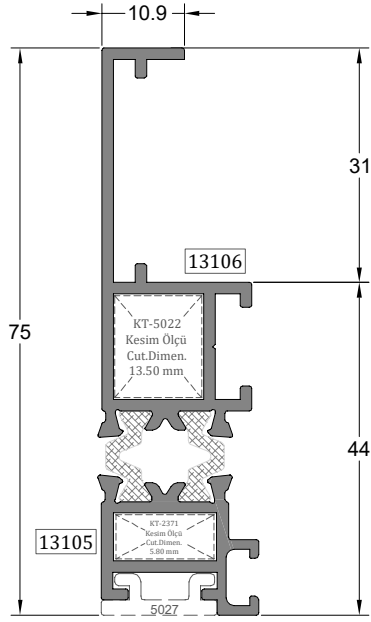
5093-5081 profiller ile uyumludur. 5119 profil ile çalışmaktadır.



Ölçek:1/2
(Scale):1/2

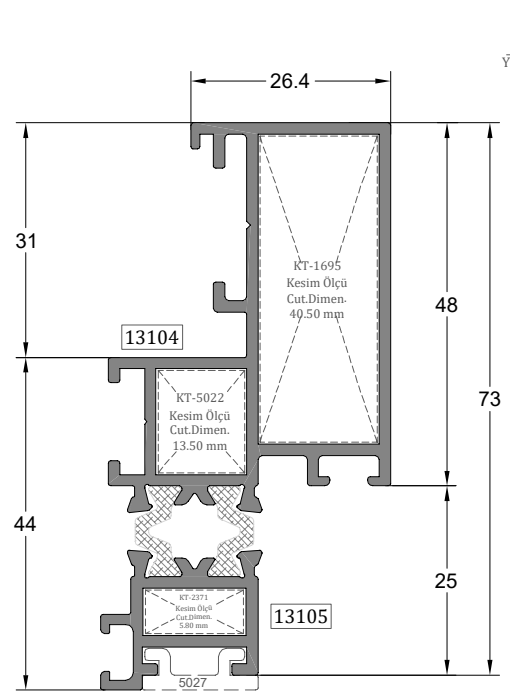


Ölçek:1/2
(Scale):1/2



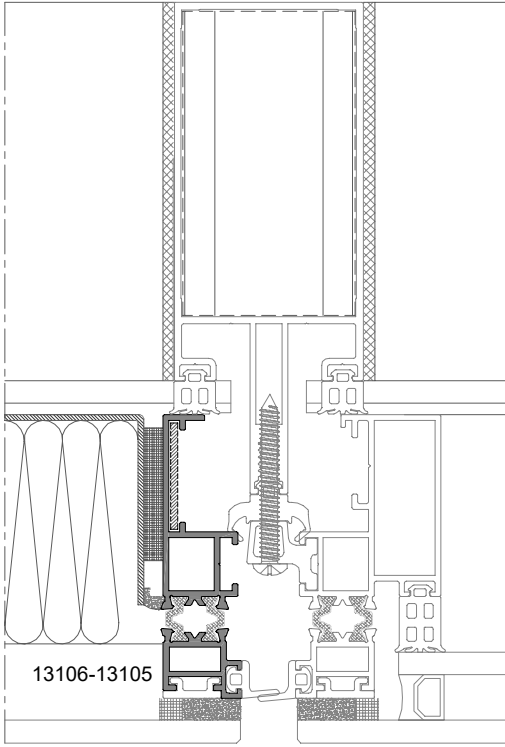
5027 siyah eloksalı olmalıdır.
The surface of the profile no 5027 must be black anodized.

Tek Cam Yalıtımlı Kaset Profili SINGLE GLAZING INSULATED CASSETTE PROFILE	Profil Kodu Profile Code	(kg/mt) Weight	Jx cm ⁴	Jy cm ⁴
	13106-13105	1,014	15,50	1,55

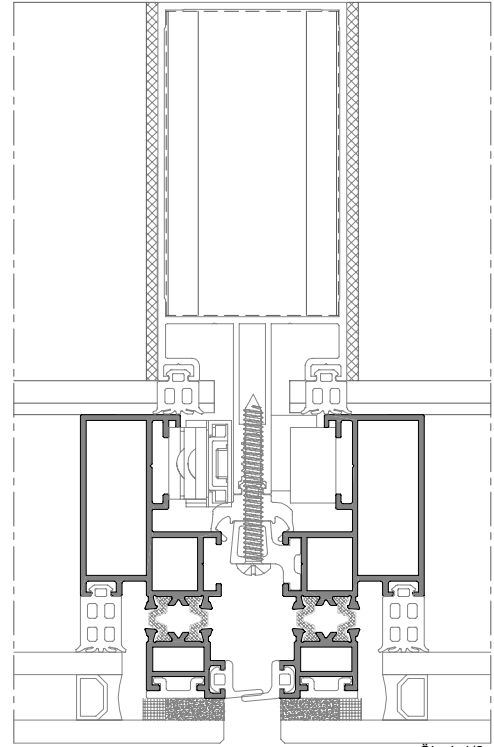


5027 siyah eloksalı olmalıdır.
The surface of the profile no 5027 must be black anodized.

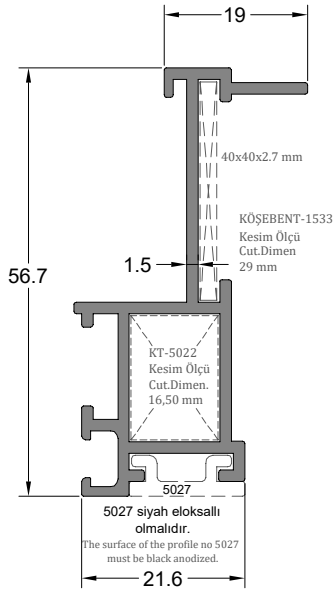
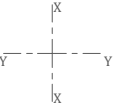
Yalıtımlı Kaset Profili INSULATED CASSETTE PROFILE	Profil Kodu Profile Code	(kg/mt) Weight	Jx cm ⁴	Jy cm ⁴
	13104-13105	1,327	22,01	5,74



Ölçek:1/2
(Scale):1/2

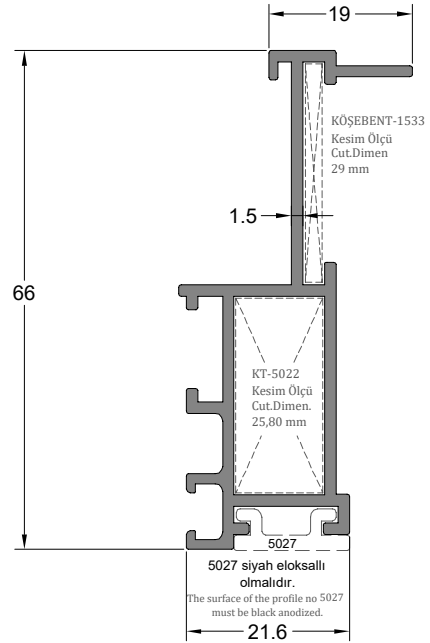


Ölçek:1/2
(Scale):1/2



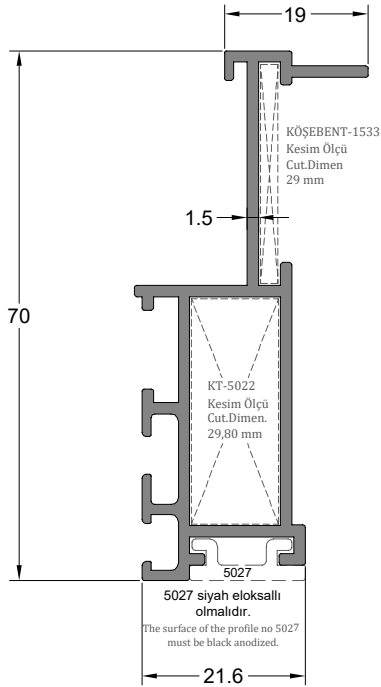
Tek Cam Yalıtımsız Kaset Profili SINGLE GLAZING UNINSULATED CASSETTE PROFILE	Profil Kodu Profile Code	(kg/mt) Weight	Jx cm ⁴	Jy cm ⁴
	5068	0,634	7,65	1,11

5093-5062-5081 profiller ile uyumludur.



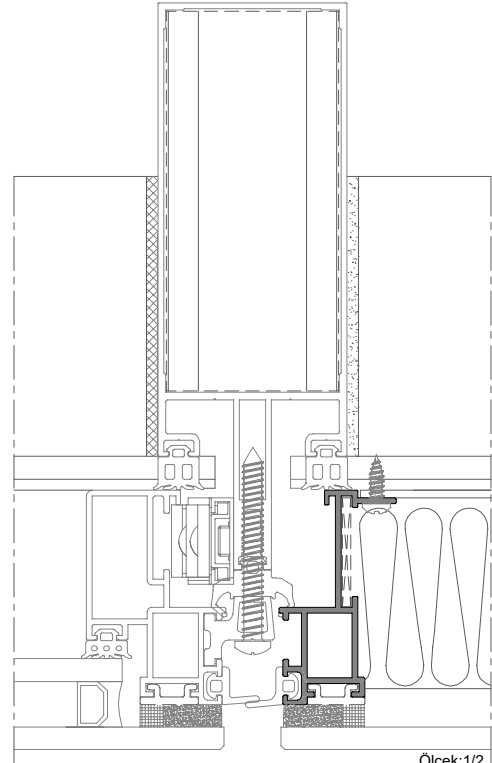
Tek Cam Kaset Profili SINGLE GLAZING CASSETTE PROFILE	Profil Kodu Profile Code	(kg/mt) Weight	Jx cm ⁴	Jy cm ⁴
	5032	0,727	11,42	1,30

5028-5088 profiller ile uyumludur.

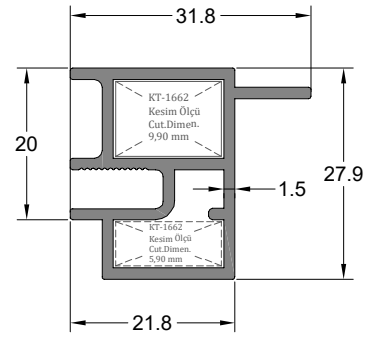
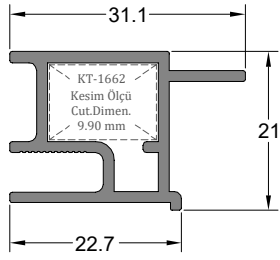
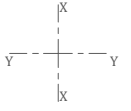


Tek Cam Kaset Profili SINGLE GLAZING CASSETTE PROFILE	Profil Kodu Profile Code	(kg/mt) Weight	Jx cm ⁴	Jy cm ⁴
	5071	0,783	13,54	1,47

5029-5030-5031 profiller ile uyumludur.

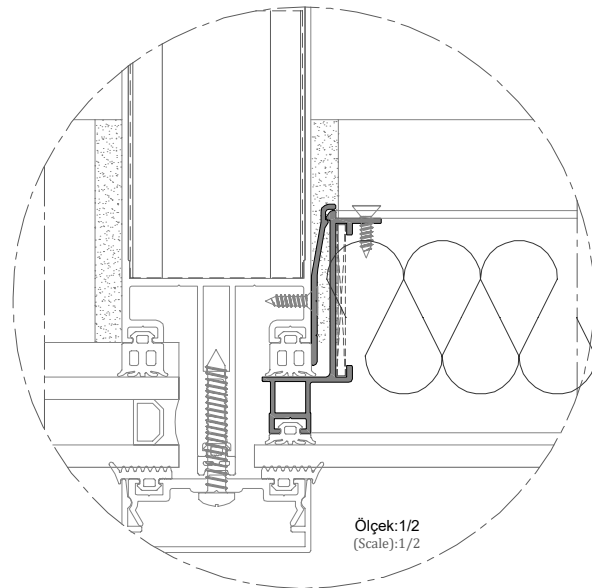
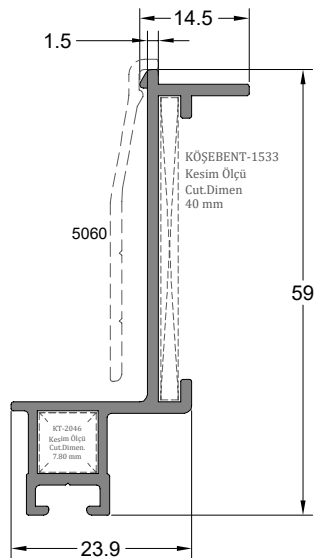
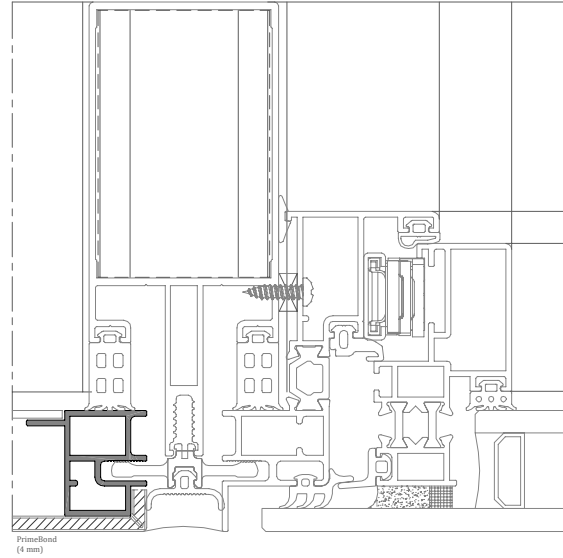
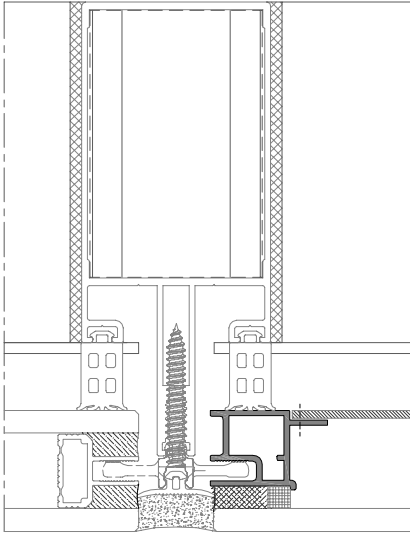


Ölçek:1/2
(Scale):1/2

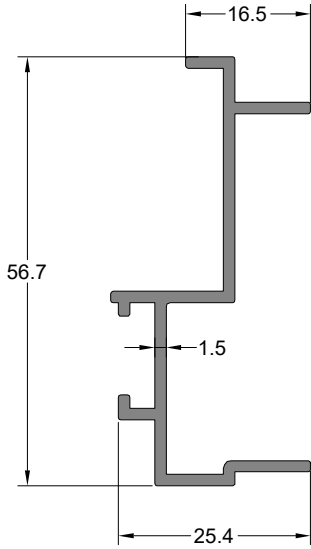
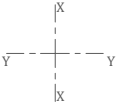


Tek Cam Kaset Profili	Profil Kodu	(kg/mt)
SINGLE GLAZING CASSETTE PROFILE	Profile Code	Weight
	6115	0,411

Panel Kaset Profili	Profil Kodu	(kg/mt)
PANEL CASSETTE PROFILE	Profile Code	Weight
	6116	0,530

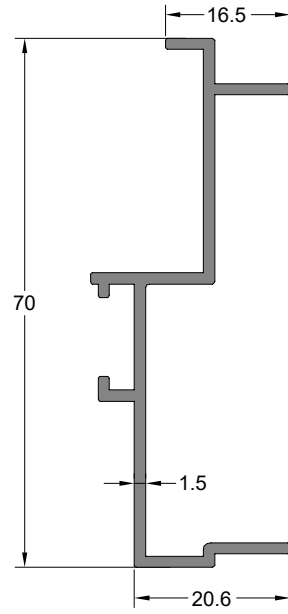


Tek Cam ve Spandrel Panel Kaset Profili	Profil Kodu	(kg/mt)	Jx cm ⁴	Jy cm ⁴
SINGLE GLAZING AND SPANDREL PANEL CASSETTE PROFILE	Profile Code	Weight		
	5056	0,478	6,57	1,00



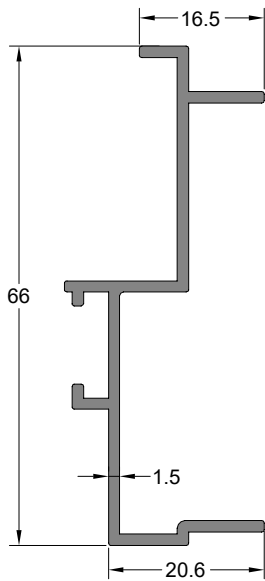
Kompozit Kaset Profili	Profil Kodu	(kg/mt)
COMPOSITE CASSETTE PROFILE	Profile Code	Weight
	5069	0,470

5093-5062-5081-5068 profiller ile uyumludur.



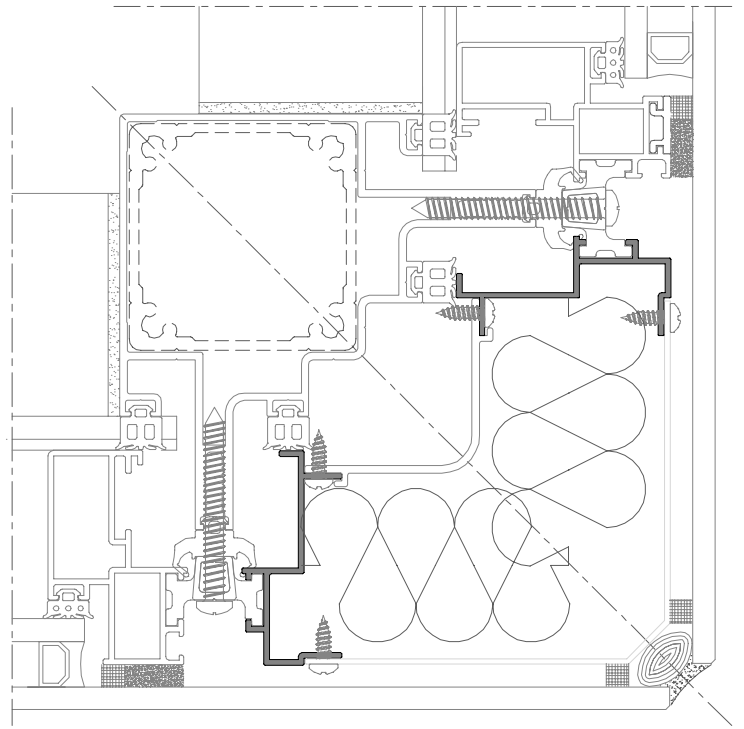
Kompozit Kaset Profili	Profil Kodu	(kg/mt)
COMPOSITE CASSETTE PROFILE	Profile Code	Weight
	5072	0,524

5029-5030-5031 profiller ile uyumludur.

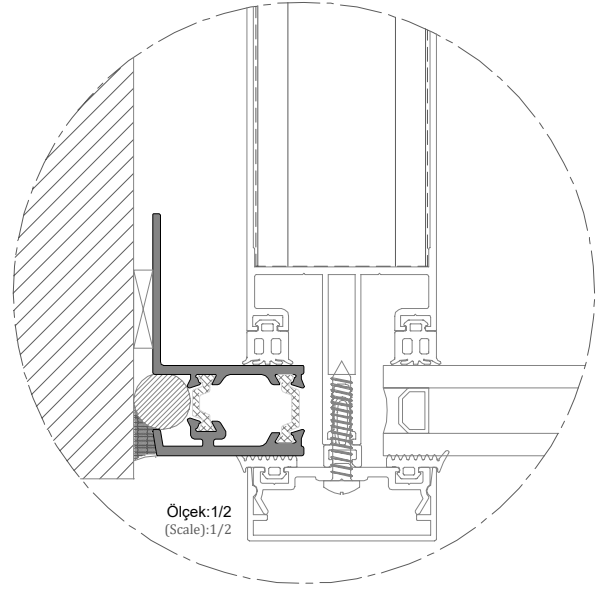
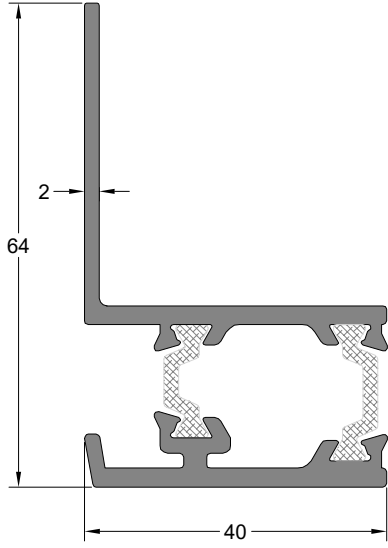
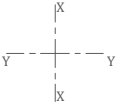


Kompozit Kaset Profili	Profil Kodu	(kg/mt)
COMPOSITE CASSETTE PROFILE	Profile Code	Weight
	5033	0,508

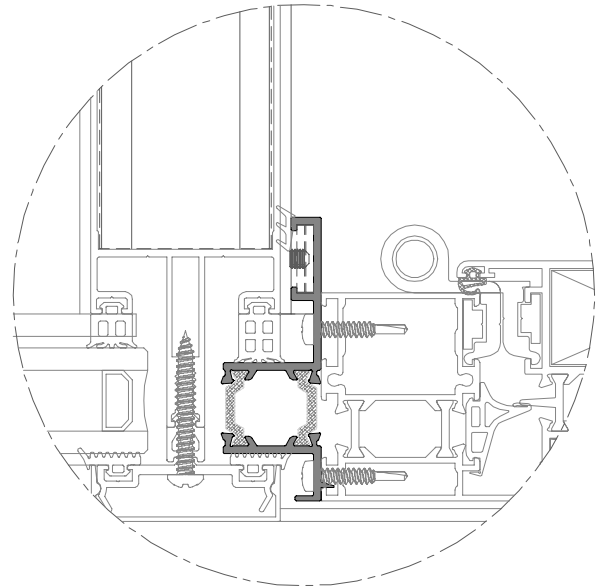
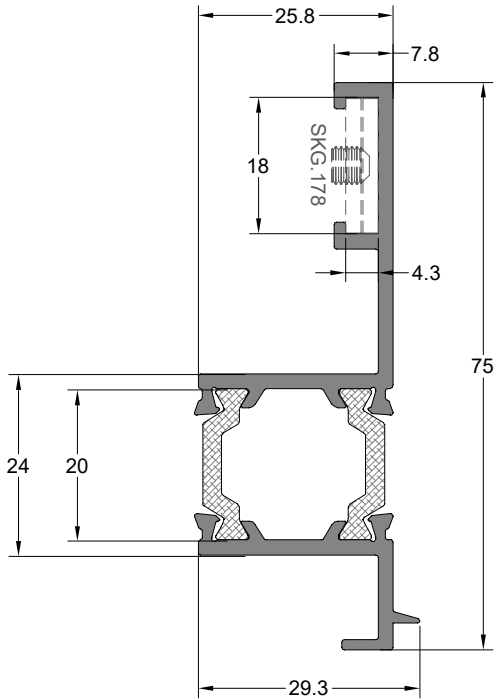
5028-5088 profiller ile uyumludur.



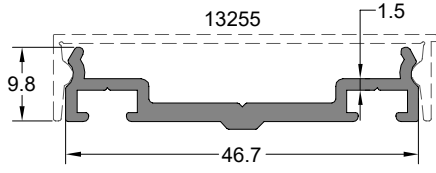
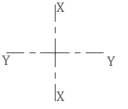
Ölçek:1/2
(Scale):1/2



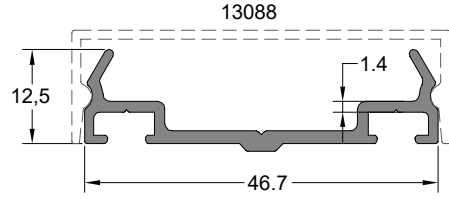
Duvar Bitiş Profili	Profil Kodu Profile Code	(kg/mt) Weight	Jx cm ⁴	Jy cm ⁴
WALL FINISH PROFILE	13100-13101	1,031	9,94	5,46



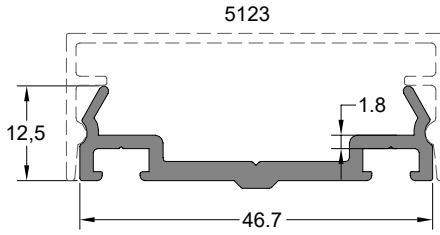
Sistem Geçiş Adaptör Profili	Profil Kodu Profile Code	(kg/mt) Weight	Jx cm ⁴	Jy cm ⁴
SYSTEM TRANSITION ADAPTER PROFILE	13108-13109	0,918	14,47	3,32



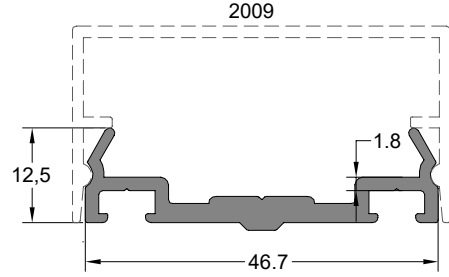
Kapak Altı Baskı Profili	Profil Kodu	(kg/mt)
COVER UNDER EXTENSION PROFILE	Profile Code	Weight
	13254	0,384




Kapak Altı Baskı Profili	Profil Kodu	(kg/mt)
COVER UNDER EXTENSION PROFILE	Profile Code	Weight
	7619	0,337



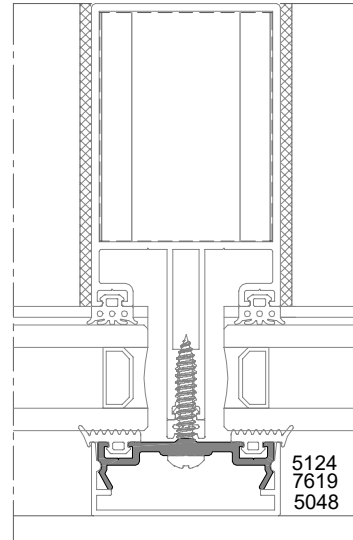
Kapak Altı Baskı Profili	Profil Kodu	(kg/mt)
COVER UNDER EXTENSION PROFILE	Profile Code	Weight
	5124	0,430

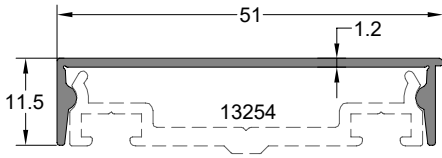
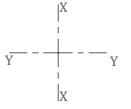


Kapak Altı Baskı Profili	Profil Kodu	(kg/mt)
COVER UNDER EXTENSION PROFILE	Profile Code	Weight
	5048	0,466

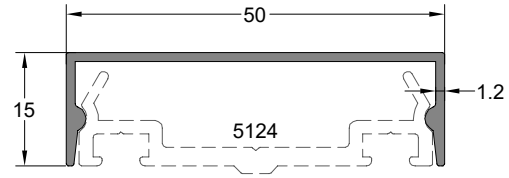


Kapak Altı Baskı Profili	Profil Kodu	(kg/mt)
COVER UNDER EXTENSION PROFILE	Profile Code	Weight
	5052	0,515

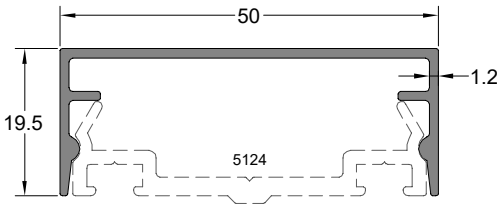




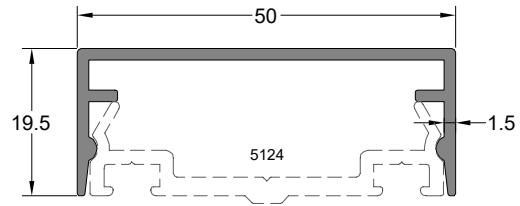
Kapak Profili	Profil Kodu	(kg/mt)
COVER PROFILE	Profile Code	Weight
	13255	0,249



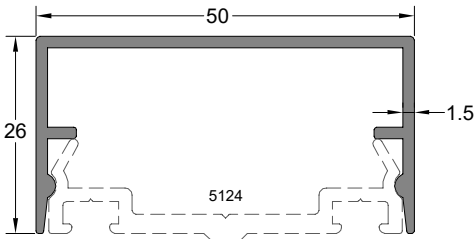
Kapak Profili	Profil Kodu	(kg/mt)
COVER PROFILE	Profile Code	Weight
	13088	0,272



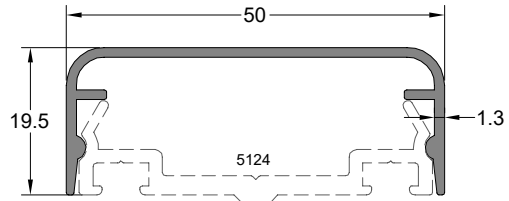
Kapak Profili	Profil Kodu	(kg/mt)
COVER PROFILE	Profile Code	Weight
	5123	0,340



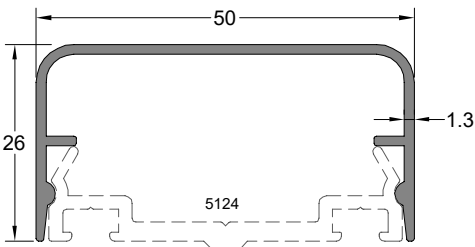
Kapak Profili	Profil Kodu	(kg/mt)
COVER PROFILE	Profile Code	Weight
	2006	0,385



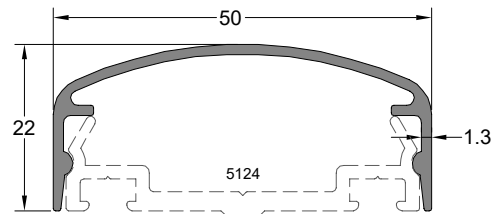
Kapak Profili	Profil Kodu	(kg/mt)
COVER PROFILE	Profile Code	Weight
	2009	0,439



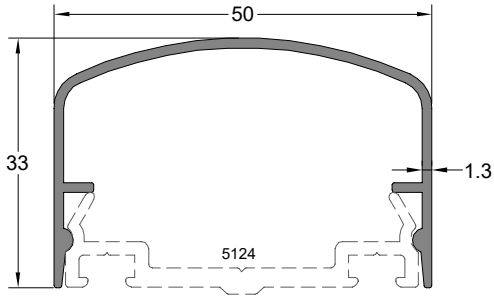
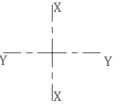
Kapak Profili	Profil Kodu	(kg/mt)
COVER PROFILE	Profile Code	Weight
	5046	0,334



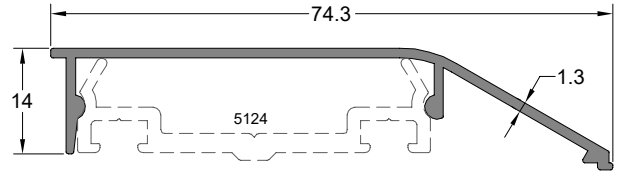
Kapak Profili	Profil Kodu	(kg/mt)
COVER PROFILE	Profile Code	Weight
	5045	0,380



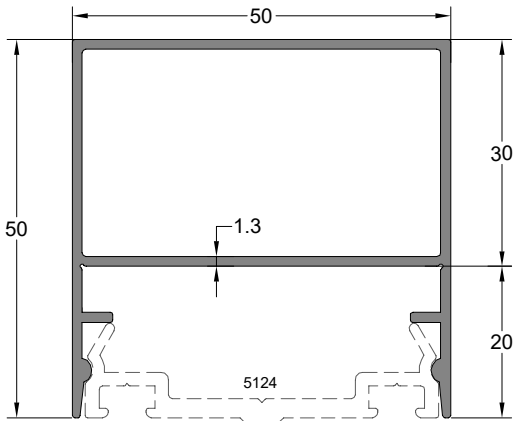
Kapak Profili	Profil Kodu	(kg/mt)
COVER PROFILE	Profile Code	Weight
	2049	0,331



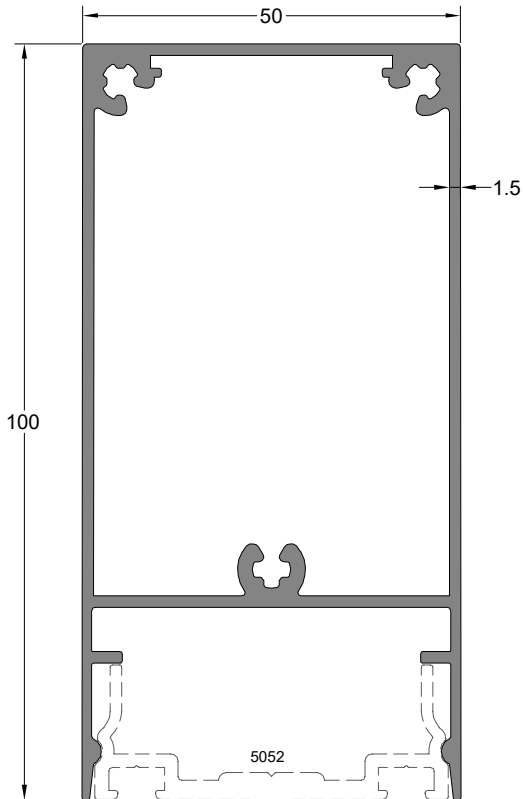
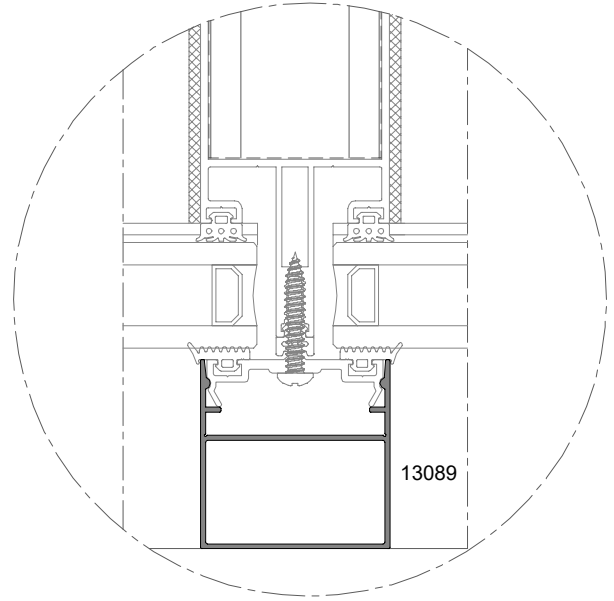
Kapak Profili	Profil Kodu	(kg/mt)
COVER PROFILE	Profile Code	Weight
	2050	0,403



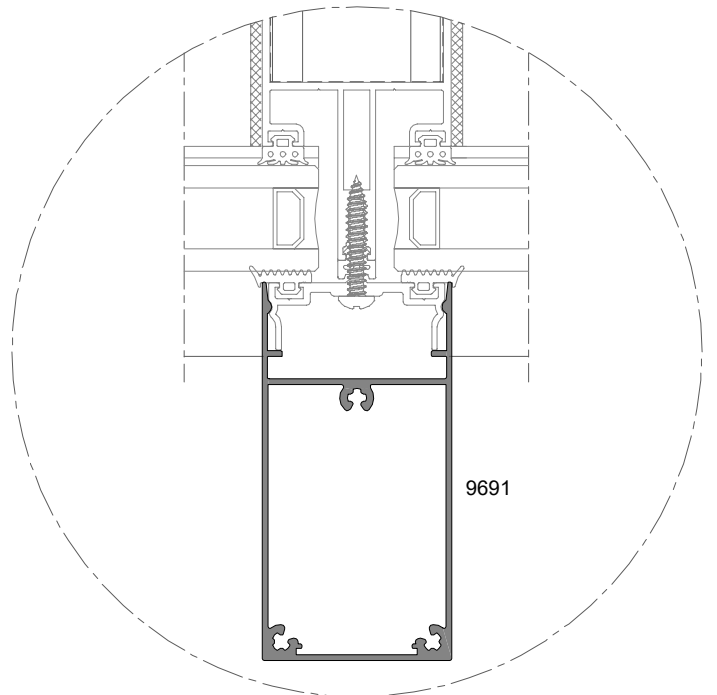
Eğimli Kapak Profili	Profil Kodu	(kg/mt)
INCLINED COVER PROFILE	Profile Code	Weight
	5047	0,369

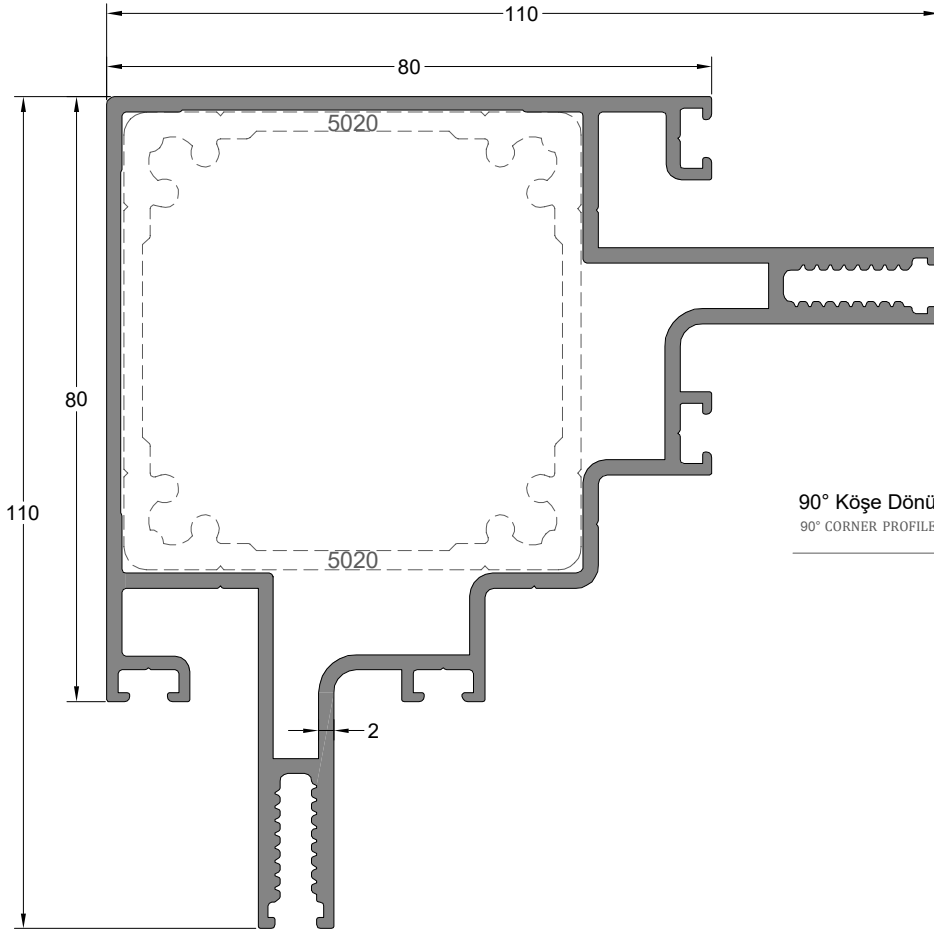
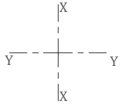


Kapak Profili	Profil Kodu	(kg/mt)
COVER PROFILE	Profile Code	Weight
	13089	0,728



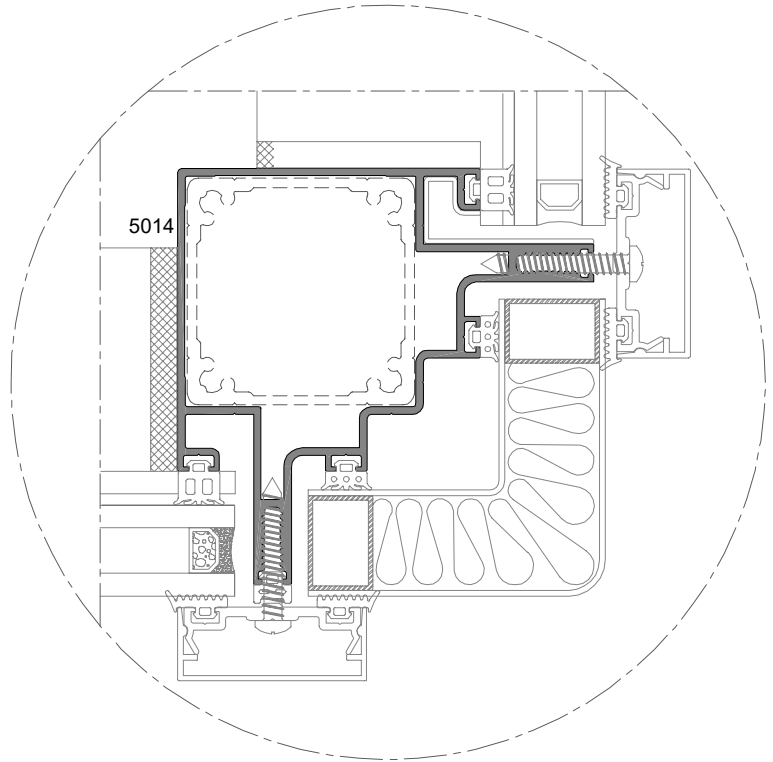
Badem Kapak Profili	Profil Kodu	(kg/mt)
ALMOND COVER PROFILE	Profile Code	Weight
	9691	1,498

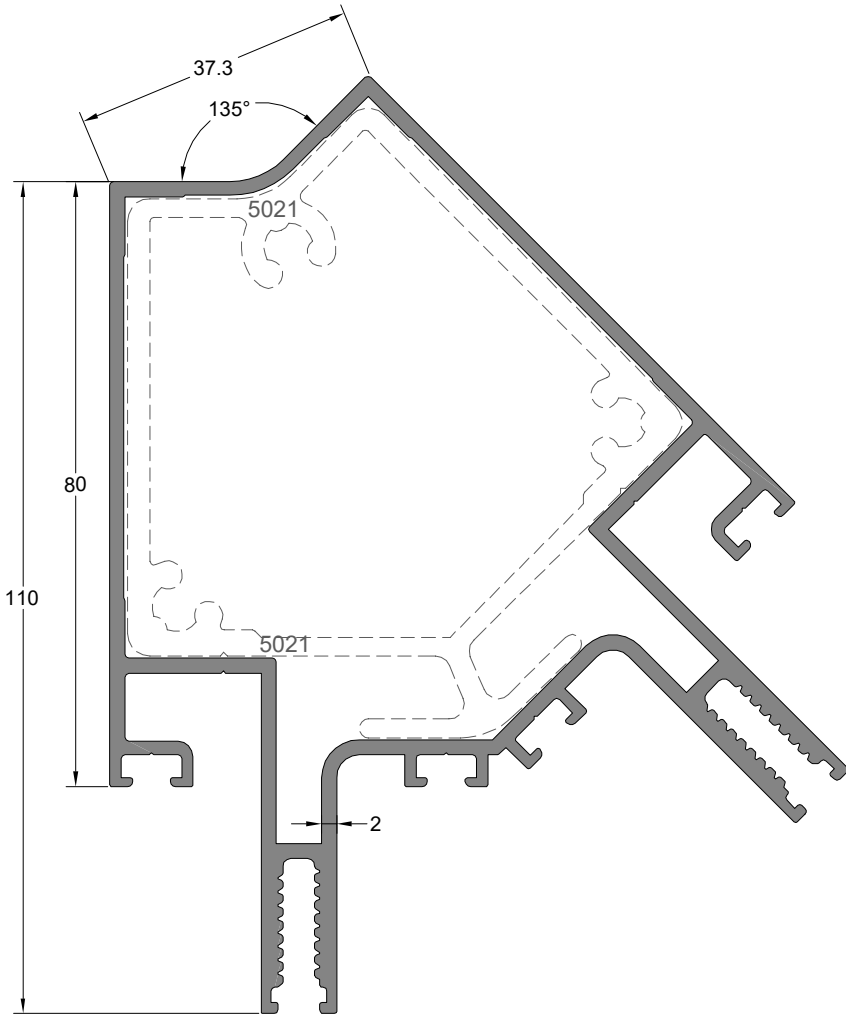




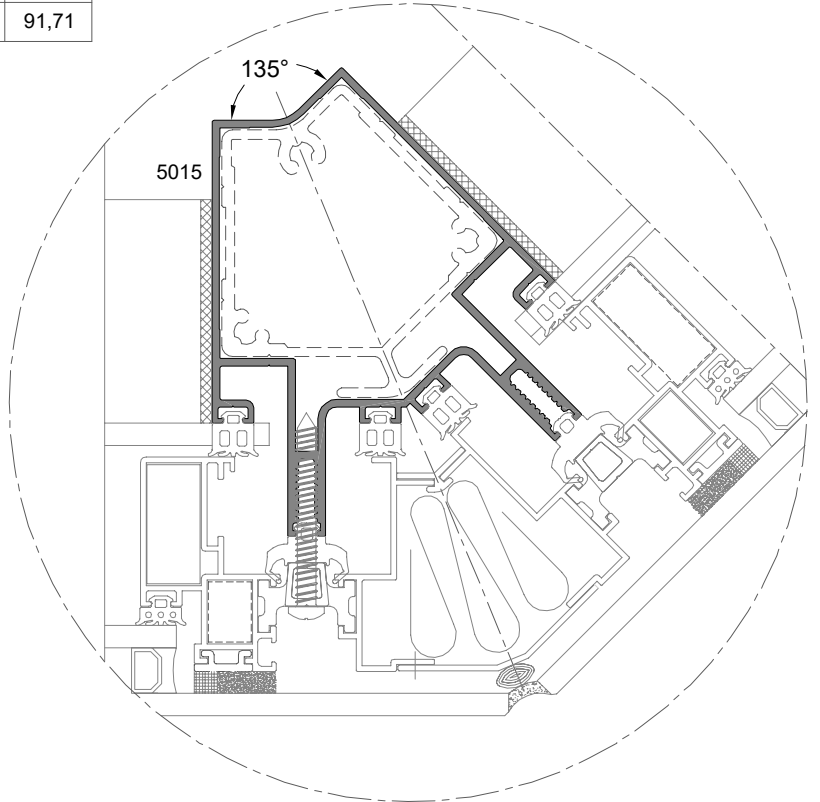
90° Köşe Dönüş Profili
90° CORNER PROFILE

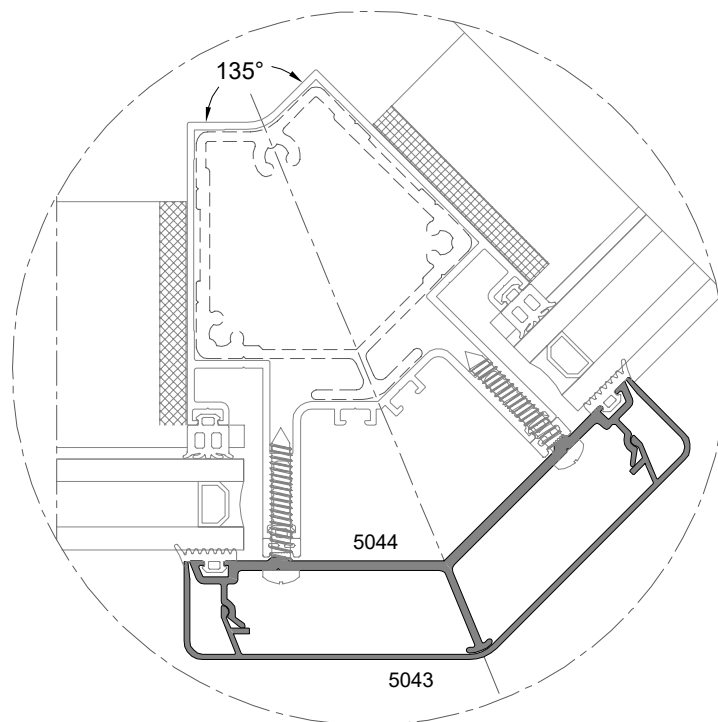
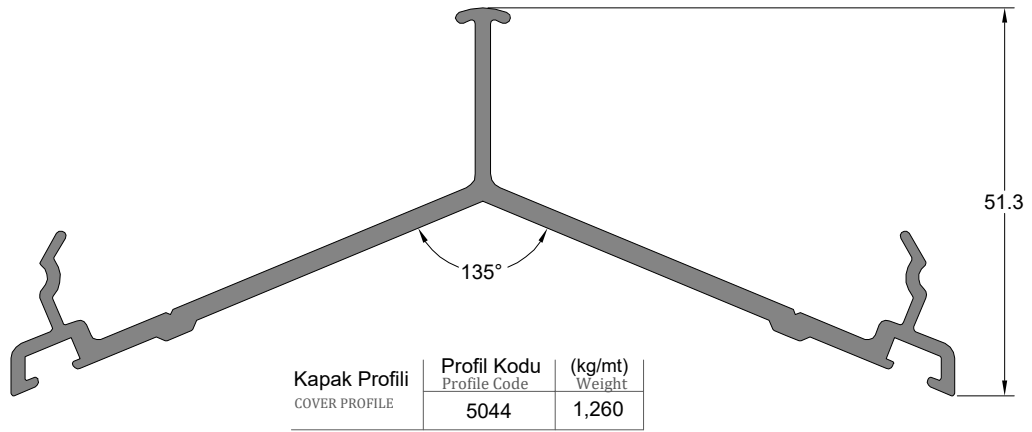
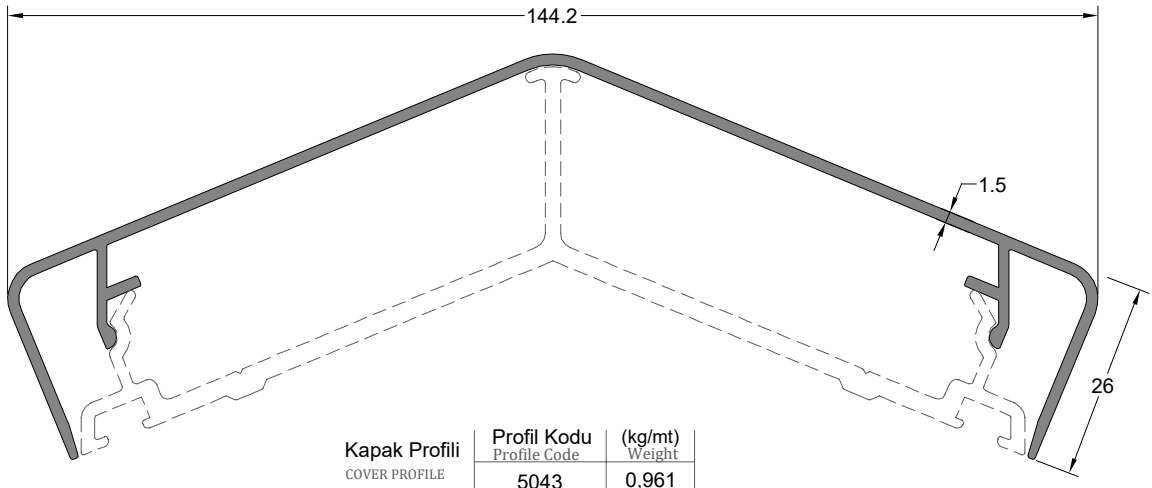
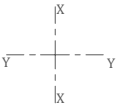
Profil Kodu Profile Code	(kg/mt) Weight	Jx cm ⁴	Jy cm ⁴
5014	2,750	107,39	107,39

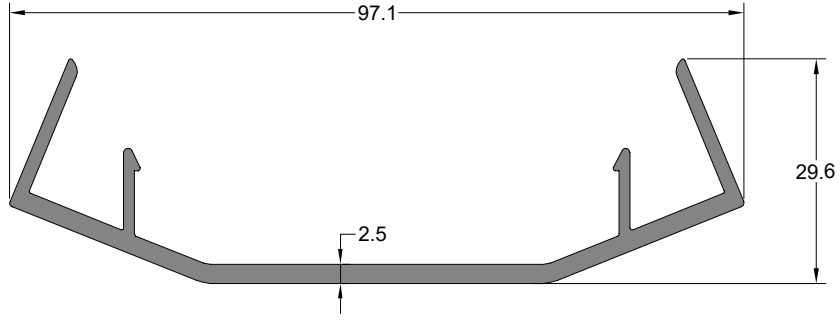
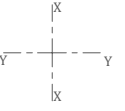




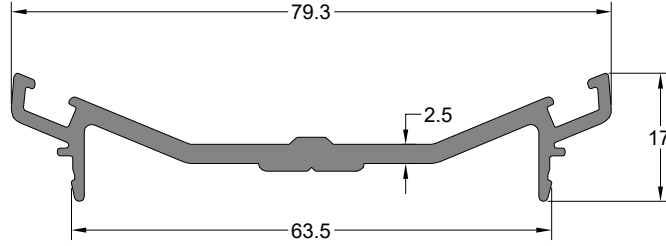
135° Köşe Dönüş Profili 135° CORNER PROFILE	Profil Kodu Profile Code	(kg/mt) Weight	Jx cm ⁴	Jy cm ⁴
	5015	2,703	99,83	91,71



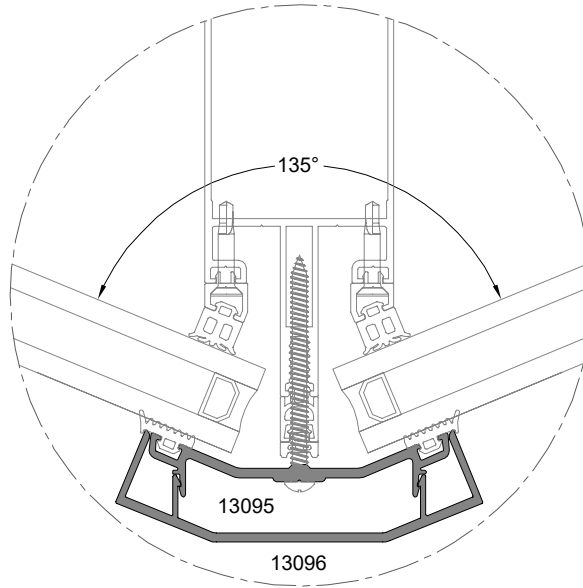


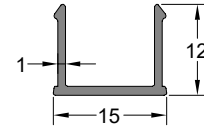
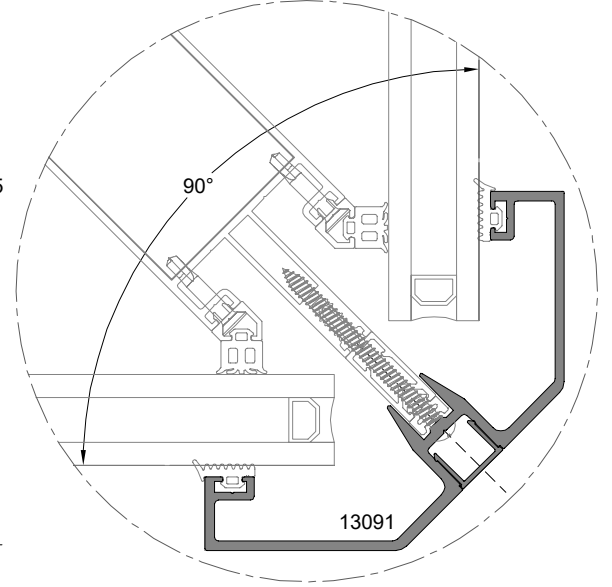
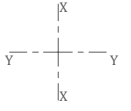
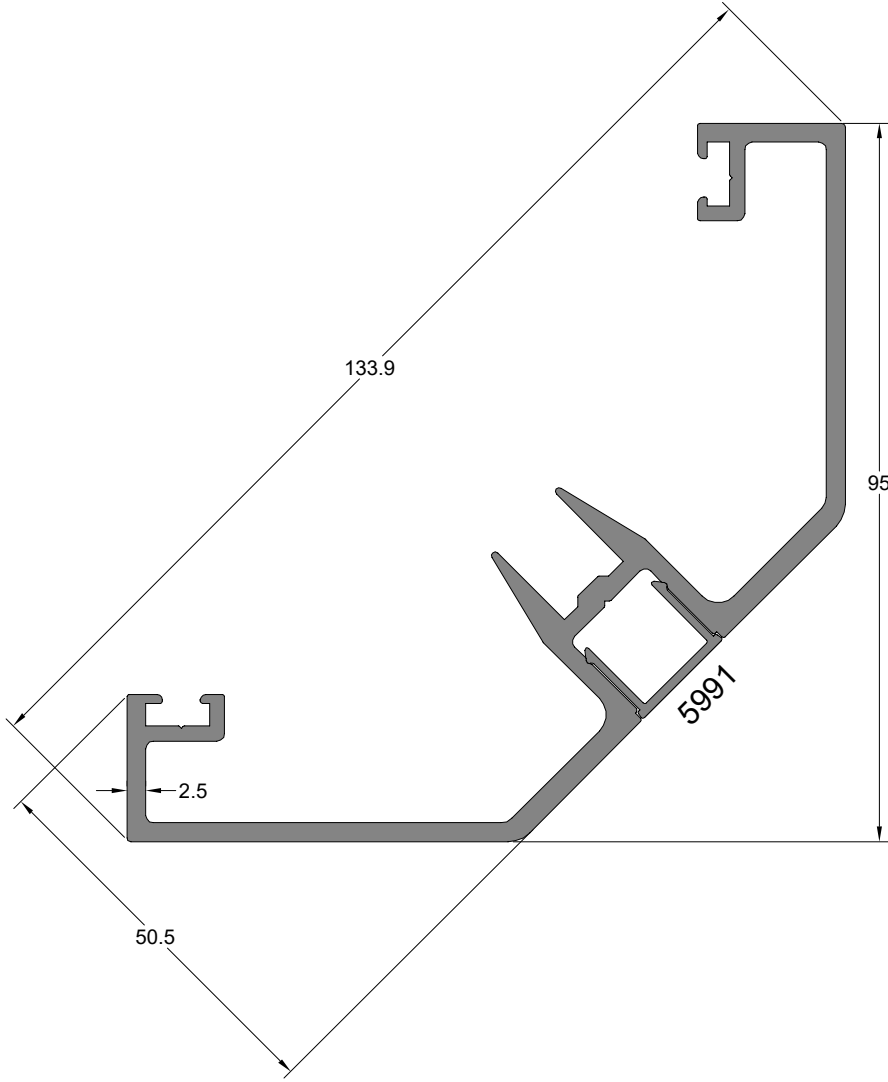


135° Köşe Dönüş Profili	Profil Kodu	(kg/mt)
135° CORNER PROFILE	Profile Code	Weight
	13096	0,945



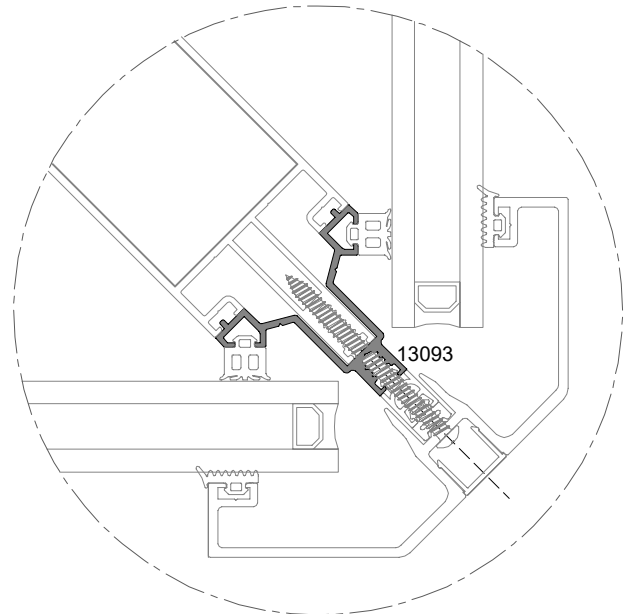
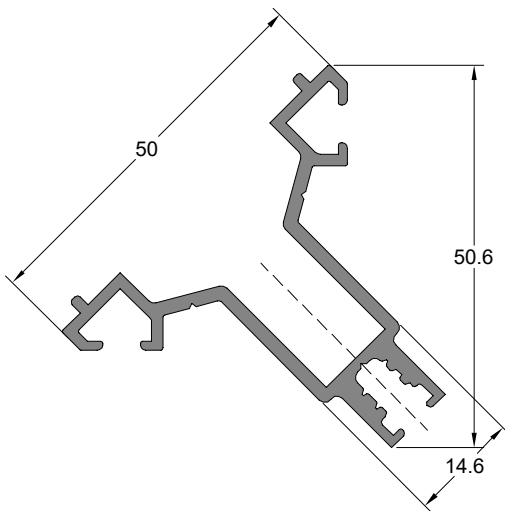
135° Köşe Dönüş Baskı Profili	Profil Kodu	(kg/mt)
135° CORNER EXTENSION PROFILE	Profile Code	Weight
	13095	0,728



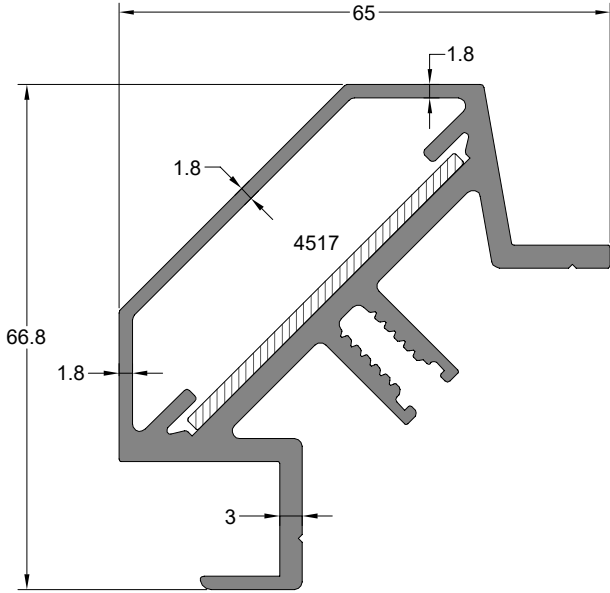


90° Dıştan Köşe Dönüş Kapak Profili	Profil Kodu Profile Code	(kg/mt) Weight
90° CORNER COVER PROFILE	13091	1,950

Kapak Profili COVER PROFILE	Profil Kodu Profile Code	(kg/mt) Weight
	5991	0,108

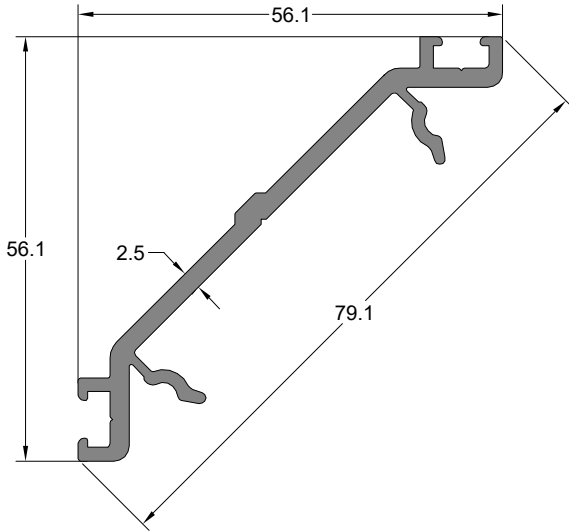
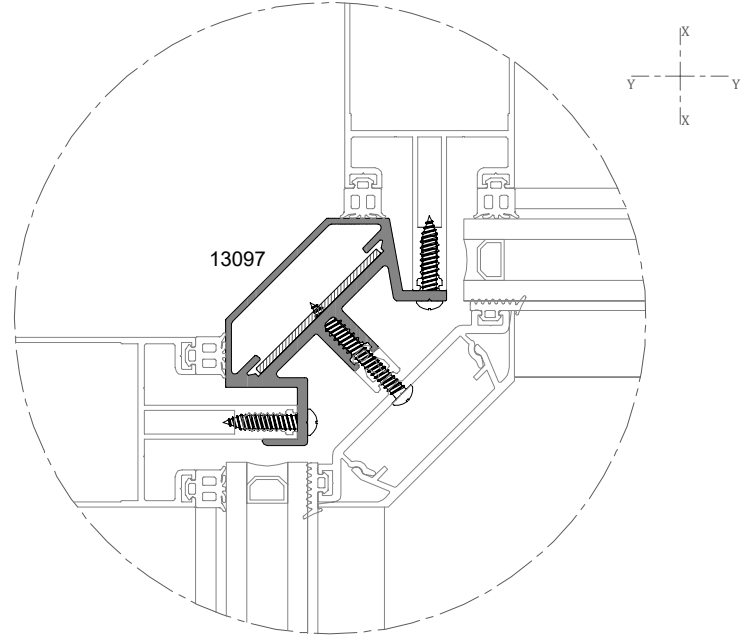


90° Dıştan Köşe Dönüş Adaptör Profili	Profil Kodu Profile Code	(kg/mt) Weight
90° CORNER COVER ADAPTER PROFILE	13093	0,687



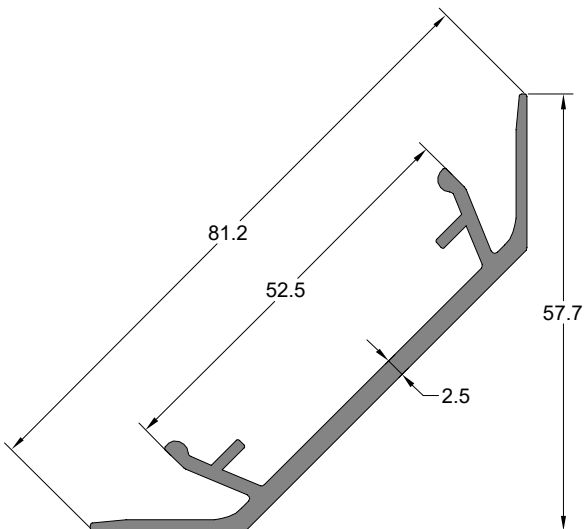
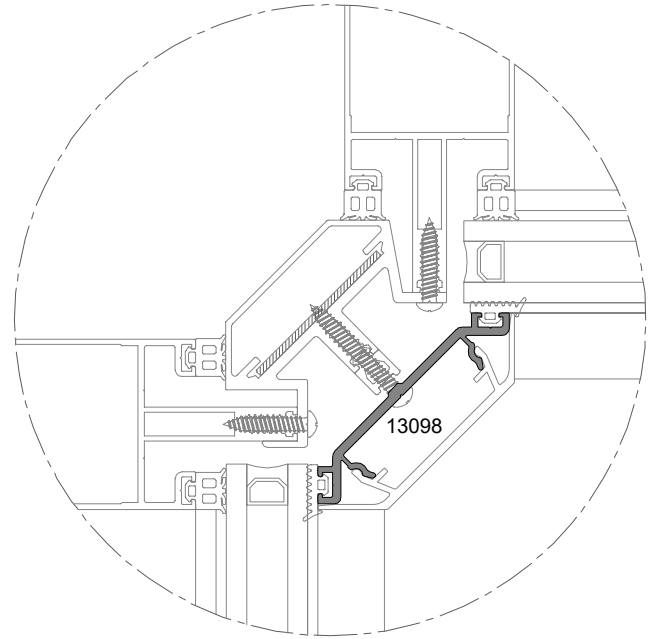
90° İçten Köşe Dönüş Profili
90° CORNER COVER PROFILE

Profil Kodu Profile Code	(kg/mt) Weight
13097	1,779



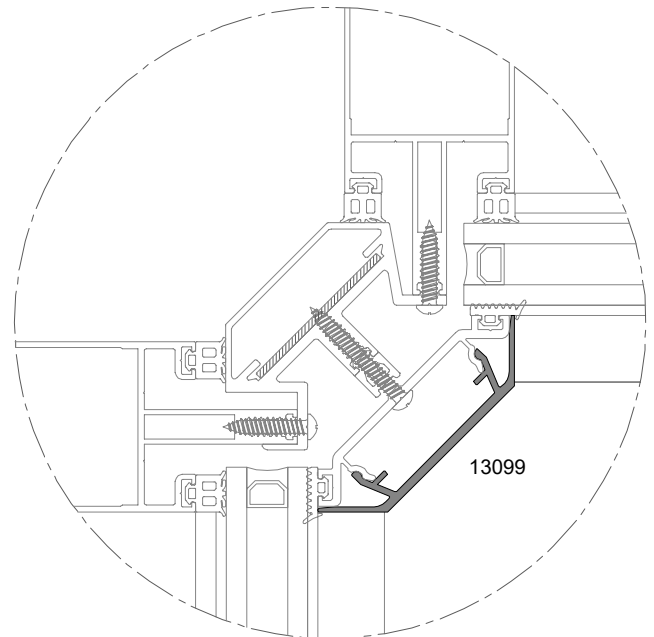
90° İçten Köşe Dönüş Baskı Profili
90° CORNER EXTENSION PROFILE

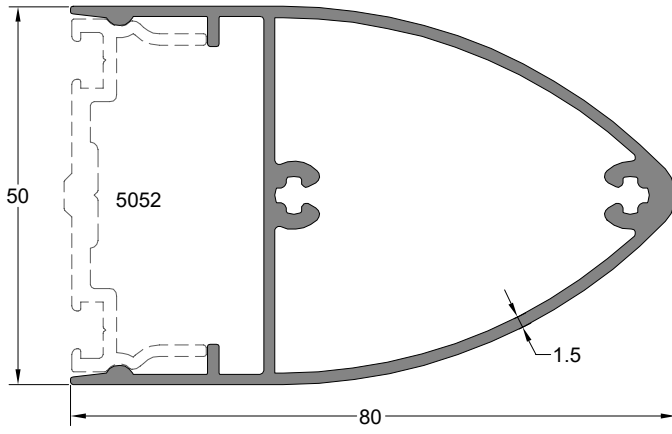
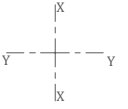
Profil Kodu Profile Code	(kg/mt) Weight
13098	0,749



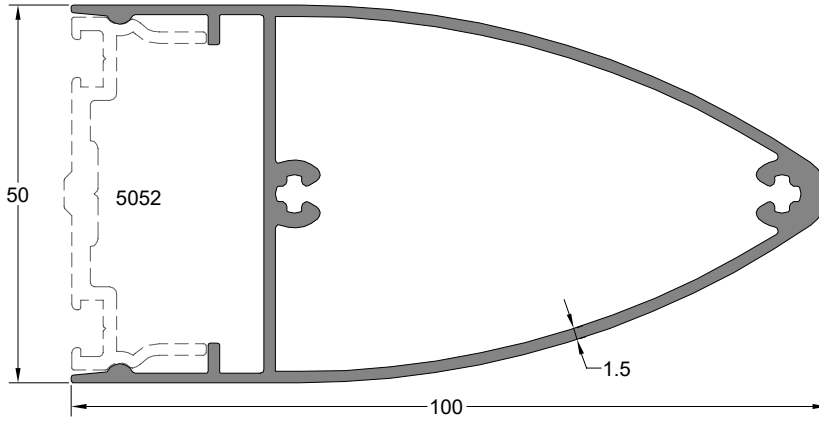
90° İçten Köşe Dönüş Kapak Profili
90° CORNER COVER PROFILE

Profil Kodu Profile Code	(kg/mt) Weight
13099	0,688

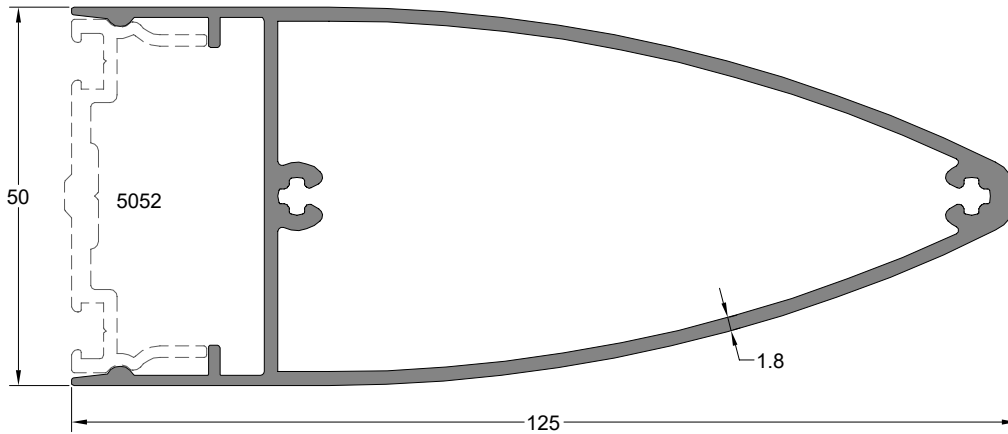




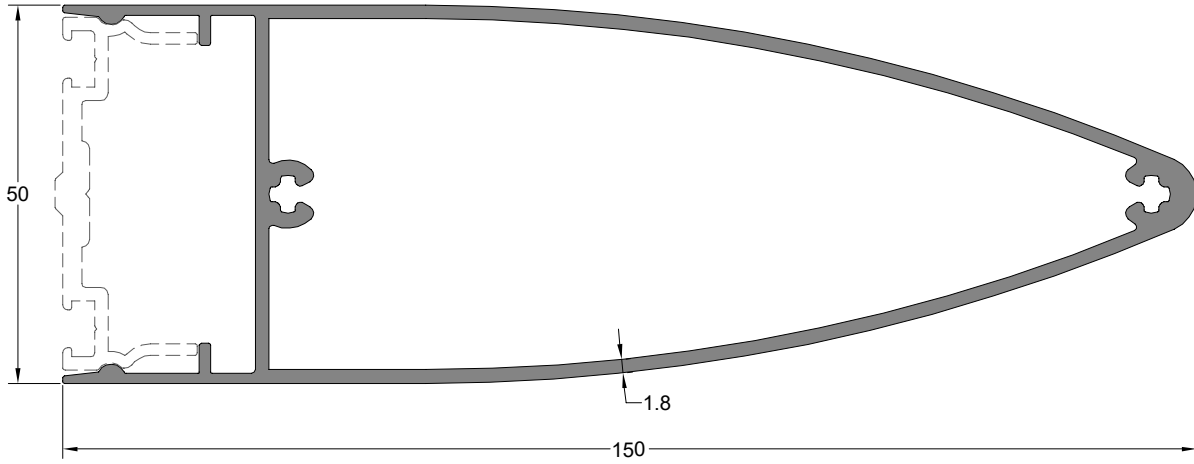
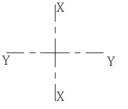
Badem Kapak Profili	Profil Kodu	(kg/mt)
CONVEX CORNER PROFILE	Profile Code	Weight
	5080	1,106



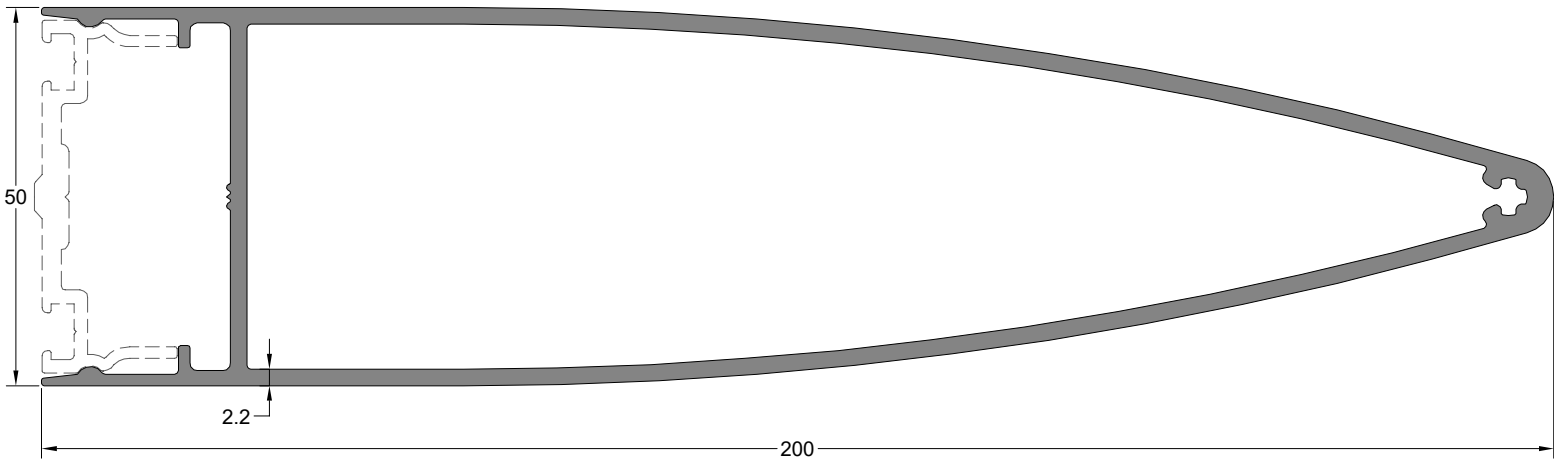
Badem Kapak Profili	Profil Kodu	(kg/mt)
CONVEX CORNER PROFILE	Profile Code	Weight
	5051	1,253



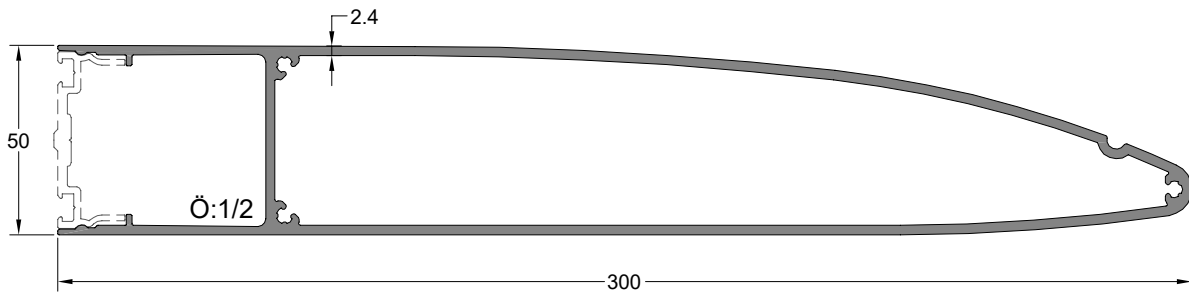
Badem Kapak Profili	Profil Kodu	(kg/mt)
CONVEX CORNER PROFILE	Profile Code	Weight
	5050	1,635



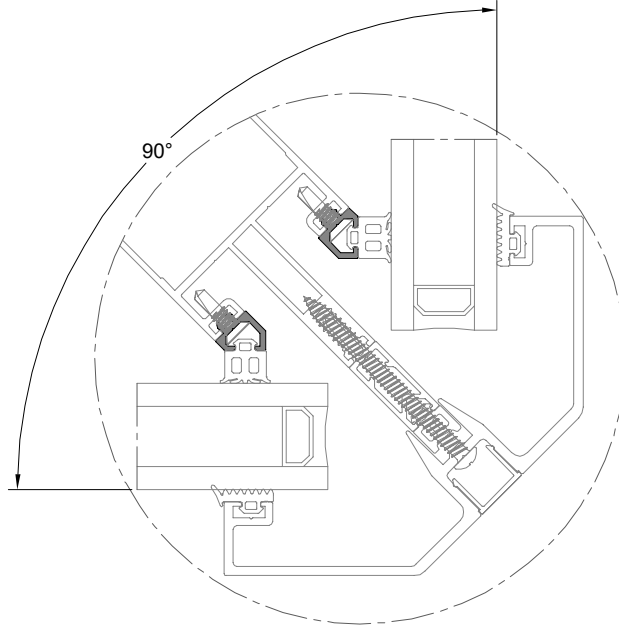
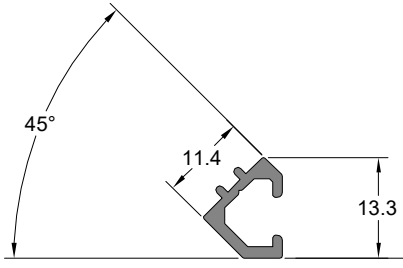
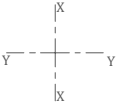
Badem Kapak Profili	Profil Kodu	(kg/mt)
CONVEX CORNER PROFILE	Profile Code	Weight
	5049	1,874



Badem Kapak Profili	Profil Kodu	(kg/mt)
CONVEX CORNER PROFILE	Profile Code	Weight
	10065	2,719

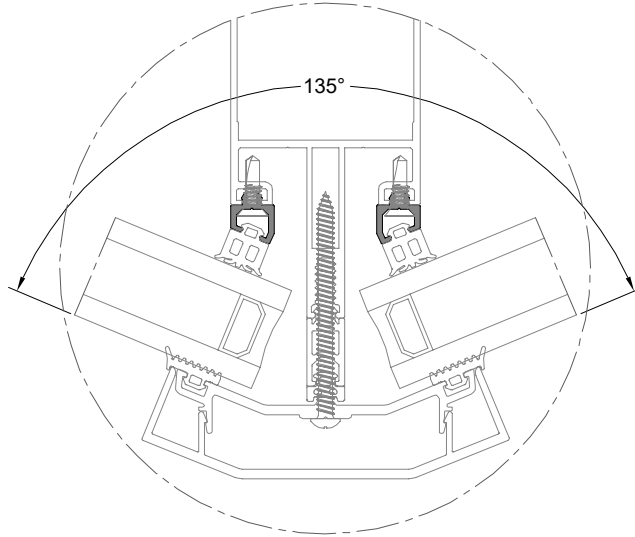
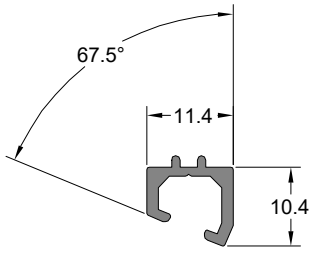


Badem Kapak Profili	Profil Kodu	(kg/mt)
CONVEX CORNER PROFILE	Profile Code	Weight
	8369	4,515



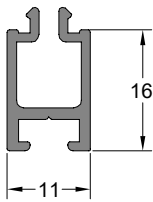
90° Dıştan Dönüş
Çıta Profili
90° CORNER BEAD PROFILE

Profil Kodu Profile Code	(kg/mt) Weight
13092	0,117



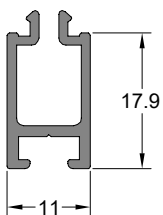
135° Köşe Dönüş
Çıta Profili
135° CORNER BEAD PROFILE

Profil Kodu Profile Code	(kg/mt) Weight
13094	0,120



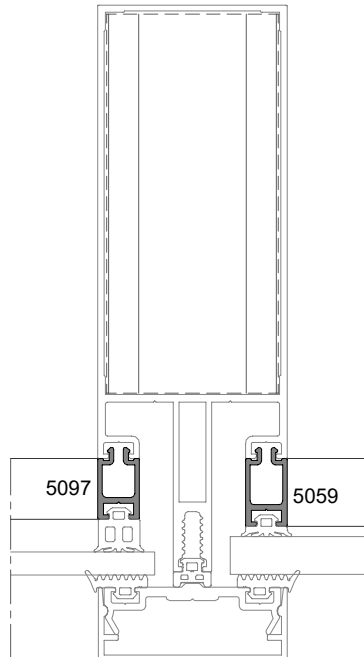
Yükseltme Çıta Profili
EXTENSION BEAD PROFILE

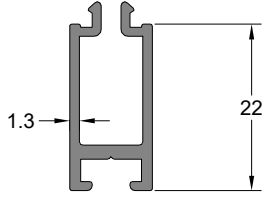
Profil Kodu Profile Code	(kg/mt) Weight
5097	0,198



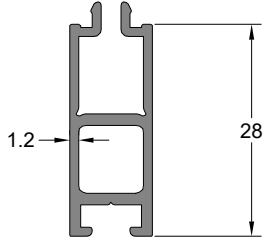
Yükseltme Çıta Profili
EXTENSION BEAD PROFILE

Profil Kodu Profile Code	(kg/mt) Weight
5059	0,210

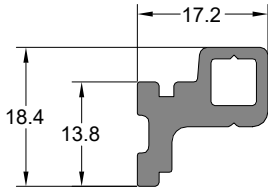
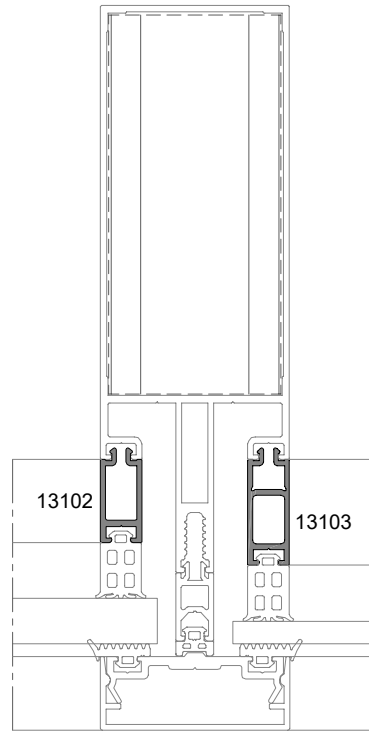




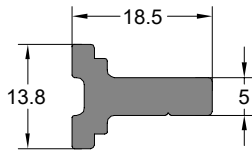
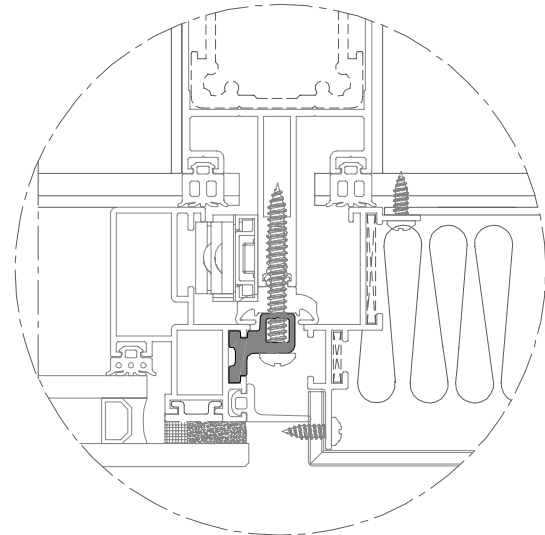
Yükseltme Çita Profili	Profil Kodu	(kg/mt)
EXTENSION BEAD PROFILE	Profile Code	Weight
	13102	0,250



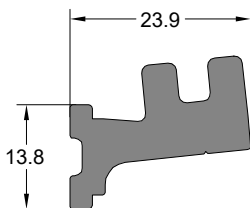
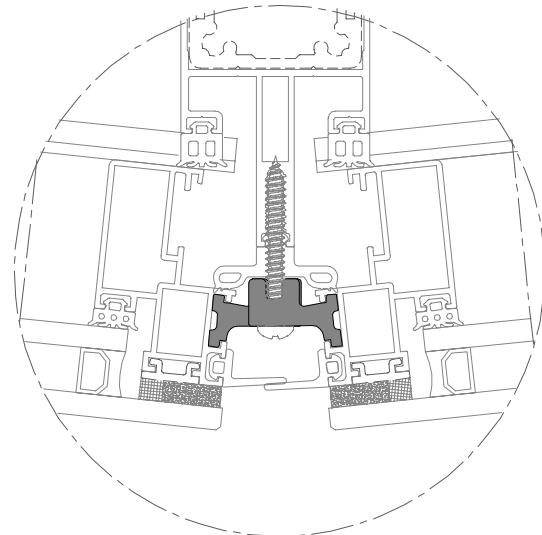
Yükseltme Çita Profili	Profil Kodu	(kg/mt)
EXTENSION BEAD PROFILE	Profile Code	Weight
	13103	0,309



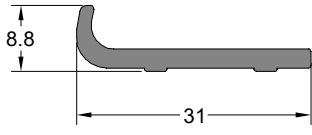
Kaset Tespit Profili	Profil Kodu	(kg/mt)
CASEDDE FIXING PROFILE	Profile Code	Weight
	5094	0,346



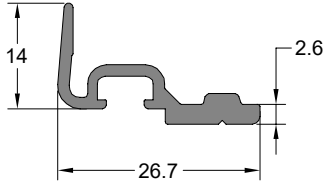
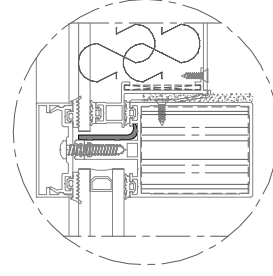
Kaset Tespit Profili	Profil Kodu	(kg/mt)
CASEDDE FIXING PROFILE	Profile Code	Weight
	5024	0,323



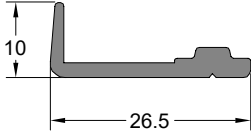
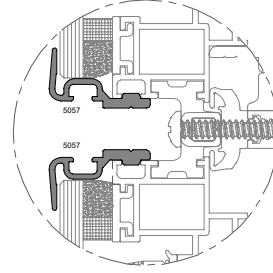
Kaset Tespit Profili	Profil Kodu	(kg/mt)
CASEDDE FIXING PROFILE	Profile Code	Weight
	5079	0,613



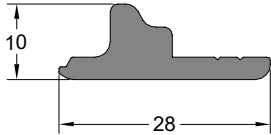
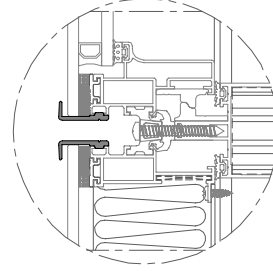
Cam Altı Takoz Profili SUB-GLAZING WEDGE PROFILE	Profil Kodu Profile Code	(kg/mt) Weight
	5058	0,244



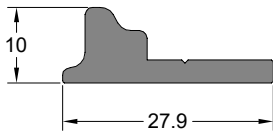
Cam Tutucu Profili GLAZING HOLDER PROFILE	Profil Kodu Profile Code	(kg/mt) Weight
	5057	0,248



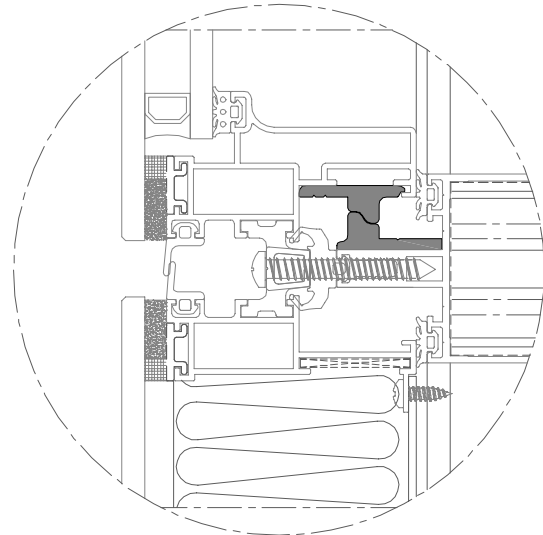
Cam Tutucu Profili GLAZING HOLDER PROFILE	Profil Kodu Profile Code	(kg/mt) Weight
	5026	0,233

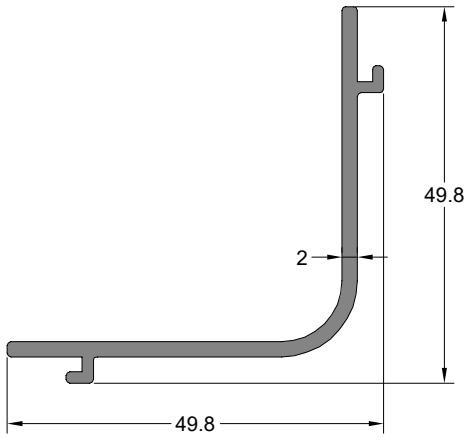


Kaset Üst Kilit Profili CASEDDE BOTTOM LOCK PROFILE	Profil Kodu Profile Code	(kg/mt) Weight
	5037	0,340

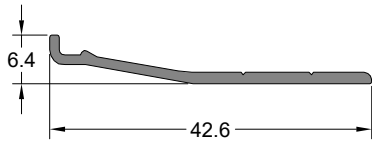
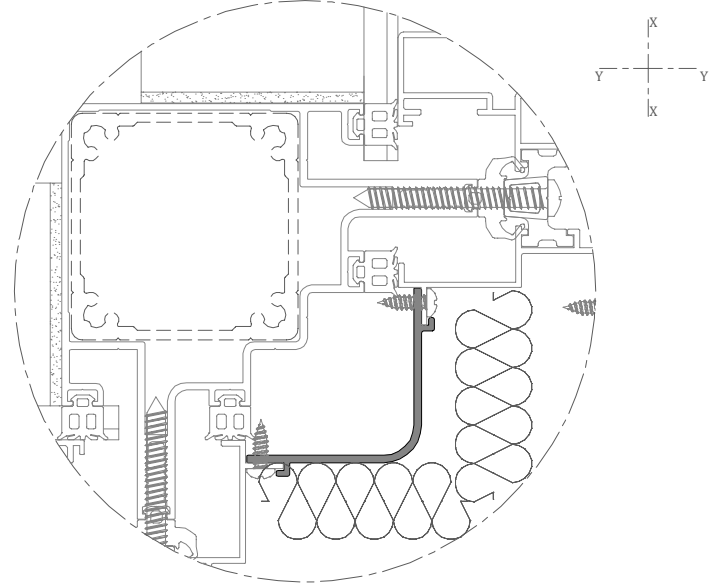


Kaset Altı Kilit Profili HORIZONTAL LOCK PROFILE	Profil Kodu Profile Code	(kg/mt) Weight
	5036	0,339

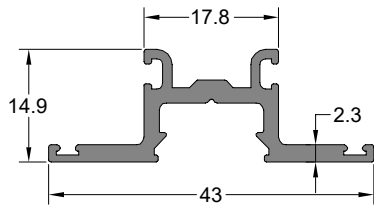
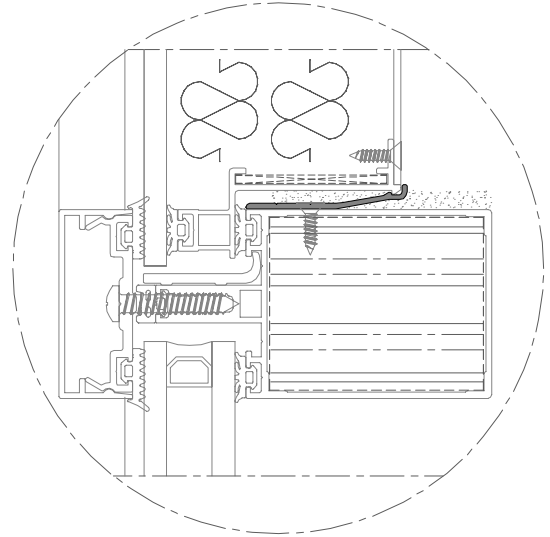




Adaptör Profili	Profil Kodu	(kg/mt)
ADAPTER PROFILE	Profile Code	Weight
	5076	0,515

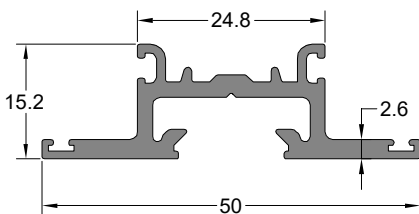
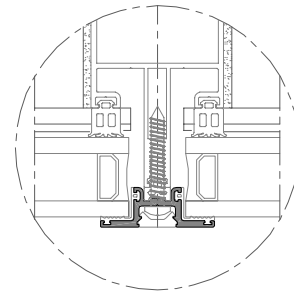


Çıta Profili	Profil Kodu	(kg/mt)
BEAD PROFILE	Profile Code	Weight
	5060	0,172



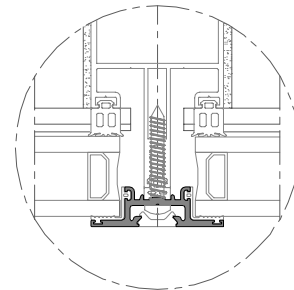
Omega Kapak Profili	Profil Kodu	(kg/mt)
OMEGA COVER PROFILE	Profile Code	Weight
	5119	0,384

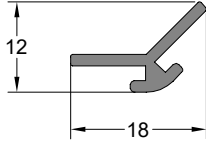
5119 siyah eloksallı olmalıdır.
The surface of the profile no 5119 must be black anodized.



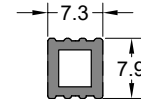
Omega Kapak Profili	Profil Kodu	(kg/mt)
OMEGA COVER PROFILE	Profile Code	Weight
	12920	0,516

12920 siyah eloksallı olmalıdır.
The surface of the profile no 12920 must be black anodized.



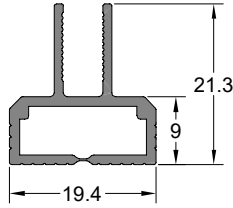


Adaptör Profili	Profil Kodu	(kg/mt)
ADAPTER PROFILE	Profile Code	Weight
	5077	0,126

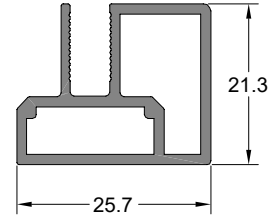


5023 siyah eloksallı olmalıdır.
The surface of the profile no 5023 must be black anodized.

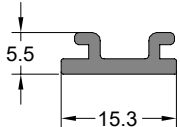
Kasa Ek Profili	Profil Kodu	(kg/mt)
ADDITIONAL PROFILE	Profile Code	Weight
	5023	0,094



Isıcam Spacer Profili	Profil Kodu	(kg/mt)
DOUBLE GLAZING SPACER PROFILE	Profile Code	Weight
	6117	0,254

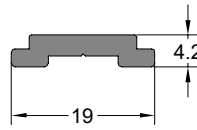


Tek Cam Spacer Profili	Profil Kodu	(kg/mt)
SINGLE GLAZING SPACER PROFILE	Profile Code	Weight
	9748	0,419

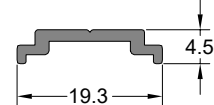


5027 siyah eloksallı olmalıdır.
The surface of the profile no 5027 must be black anodized.

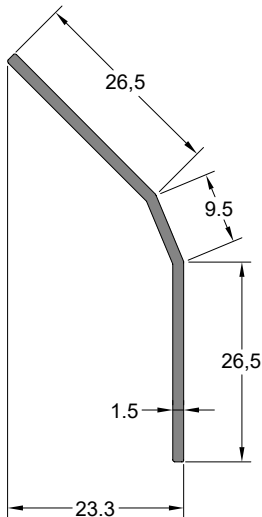
Cam Yapıştırma Profili	Profil Kodu	(kg/mt)
GLAZING BONDING PROFILE	Profile Code	Weight
	5027	0,128



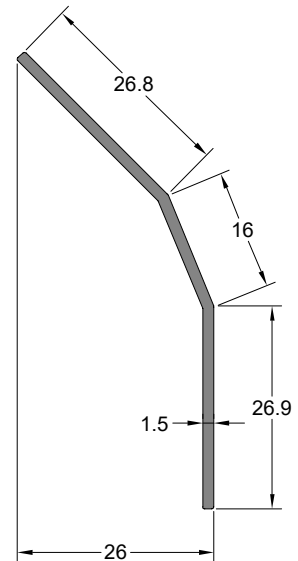
Tij Profili	Profil Kodu	(kg/mt)
STEM BAR PROFILE	Profile Code	Weight
	1122	0,158



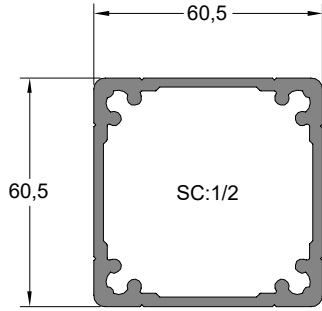
Tij Profili	Profil Kodu	(kg/mt)
STEM BAR PROFILE	Profile Code	Weight
	8241	0,099



Alüminyum Levha Adaptör Profili	Profil Kodu	(kg/mt)
ALUMINIUM PLATE ADAPTER PROFILE	Profile Code	Weight
	5070	0,252

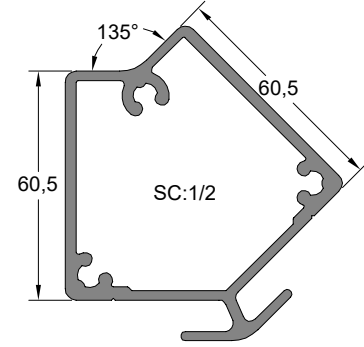


Alüminyum Levha Adaptör Profili	Profil Kodu	(kg/mt)
ALUMINIUM PLATE ADAPTER PROFILE	Profile Code	Weight
	5039	0,280



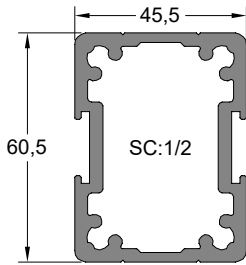
Dilatasyon Profili	Profil Kodu	(kg/mt)
DILATATION PROFILE	Profile Code	Weight
	5020	2,137

Dilatasyon Profil Kodu	Kullanıldığı Profil
DilatationProfile Code	Used Profile
5020	5014



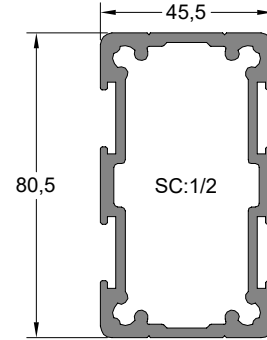
Dilatasyon Profili	Profil Kodu	(kg/mt)
DILATATION PROFILE	Profile Code	Weight
	5021	2,467

Dilatasyon Profil Kodu	Kullanıldığı Profil
DilatationProfile Code	Used Profile
5021	5015



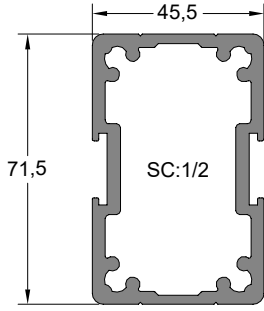
Dilatasyon Profili	Profil Kodu	(kg/mt)
DILATATION PROFILE	Profile Code	Weight
	5019	2,226

Dilatasyon Profil Kodu	Kullanıldığı Profil
DilatationProfile Code	Used Profile
5019	5006
	5007



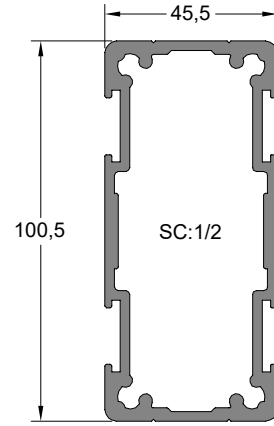
Dilatasyon Profili	Profil Kodu	(kg/mt)
DILATATION PROFILE	Profile Code	Weight
	5018	2,428

Dilatasyon Profil Kodu	Kullanıldığı Profil
DilatationProfile Code	Used Profile
5018	5004
	5127



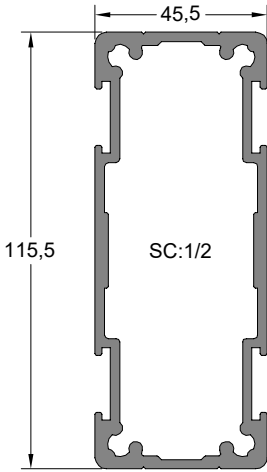
Dilatasyon Profili	Profil Kodu	(kg/mt)
DILATATION PROFILE	Profile Code	Weight
	5092	2,435

Dilatasyon Profil Kodu	Kullanıldığı Profil
Dilatation Profile Code	Used Profile
5092	5010
	9650
	5126
	5125



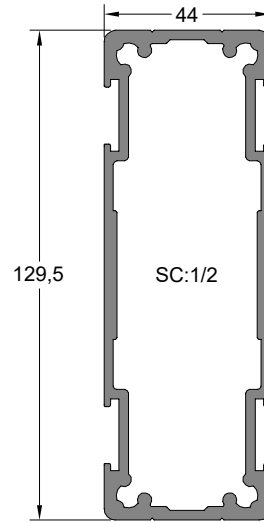
Dilatasyon Profili	Profil Kodu	(kg/mt)
DILATATION PROFILE	Profile Code	Weight
	5017	2,745

Dilatasyon Profil Kodu	Kullanıldığı Profil
Dilatation Profile Code	Used Profile
5017	5002
	5003



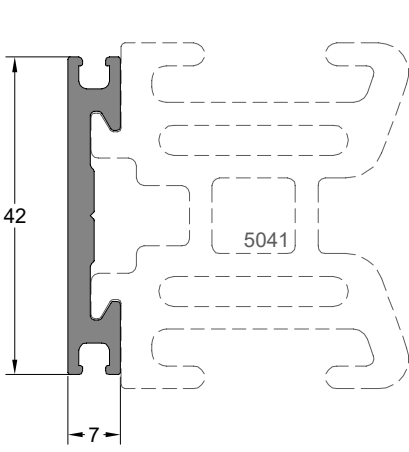
Dilatasyon Profili	Profil Kodu	(kg/mt)
DILATATION PROFILE	Profile Code	Weight
	5016	2,948

Dilatasyon Profil Kodu	Kullanıldığı Profil
Dilatation Profile Code	Used Profile
5016	5000
	5001
	5095

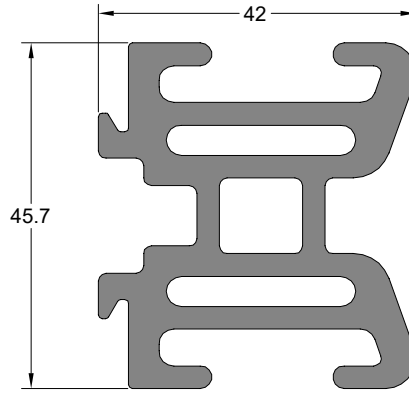


Dilatasyon Profili	Profil Kodu	(kg/mt)
DILATATION PROFILE	Profile Code	Weight
	5091	3,193

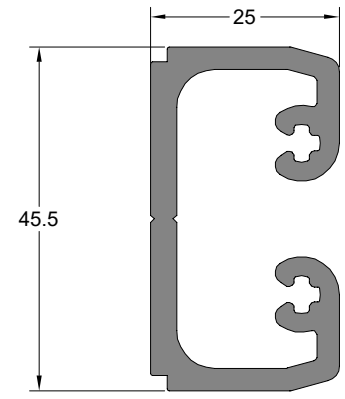
Dilatasyon Profil Kodu	Kullanıldığı Profil
Dilatation Profile Code	Used Profile
5091	5078
	5090



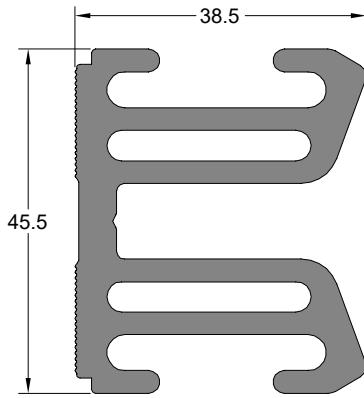
Kırangıç Bağlantı Profili CONNECTION PROFILE	Profil Kodu Profile Code	(kg/mt) Weight
	5040	0,456



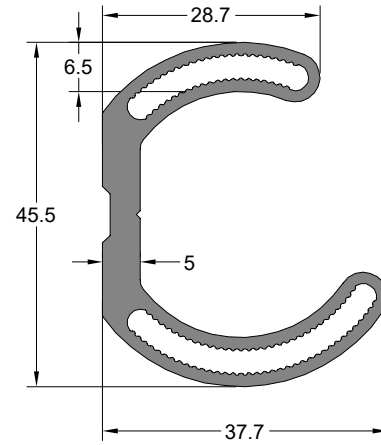
Kırangıç Bağlantı Profili CONNECTION PROFILE	Profil Kodu Profile Code	(kg/mt) Weight
	5041	2,211



U Bağlantı Profili U CONNECTION PROFILE	Profil Kodu Profile Code	(kg/mt) Weight
	5042	1,144

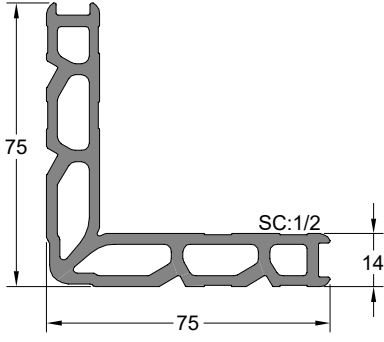


Bağlantı Profili CONNECTION PROFILE	Profil Kodu Profile Code	(kg/mt) Weight
	6121	2,026



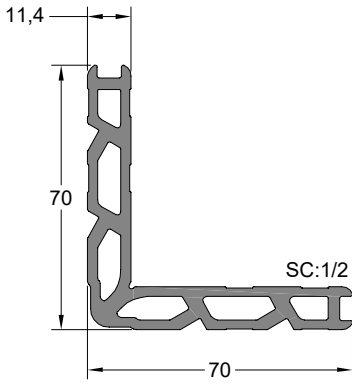
Bağlantı Profili CONNECTION PROFILE	Profil Kodu Profile Code	(kg/mt) Weight
	13090	0,962

Bağlantı Profili Kodu Connection Profile Code	Kullanıldığı Profil (Düsey) Used Profile (Vertical)	Kesim Boyu (mm) Cutting Length (mm)	Kullanıldığı Profil (Yatay) Used Profile (Horizontal)	Kesim Boyu (mm) Cutting Length (mm)
5040-5041	5115	24,50 mm	5013	21,50 mm
	5008	30,50 mm	5122	42,70 mm
	5009	30,50 mm	5012	41,50 mm
	5006	60,50 mm	5011	56,50 mm
	5007	60,50 mm	5120	69,00 mm
5042	13083	70,50 mm	5010	71,50 mm
	5004	80,50 mm	9650	71,50 mm
	5127	80,50 mm	5126	71,50 mm
6121	5005	78,50 mm	5125	71,50 mm
	5002	100,50 mm	5121	77,50 mm
	13085	98,50 mm	13087	87,50 mm
	5003	100,50 mm	8454	89,00 mm
13090	5000	115,50 mm	5096	97,50 mm
	5001	115,50 mm	9733	97,50 mm
	5078	115,50 mm	5095	117,50 mm
	12264	115,50 mm	13086	137,50 mm
	5090	115,50 mm	12263	157,50 mm
	13084	115,50 mm		



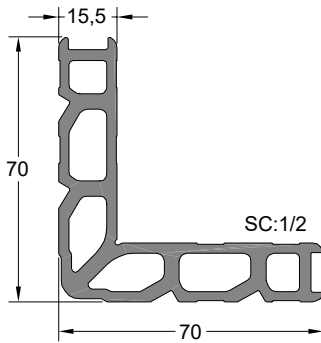
Köşe Takoz Profili	Profil Kodu	(kg/mt)
CORNER WEDGE PROFILE	Profile Code	Weight
	1662	2,576

Köşe Takoz Profil Kodu	Kullanıldığı Profil	Kesim Boyu (mm)
Corner Wedge Profile Code	Used Profile	Cutting Length (mm)
1662	5062-5081	32,00 mm
	5093	32,50 mm
	6110-6112	31,60 mm
	6113	25,50 mm
	6114-6115-6116	9,90 mm
	6116	5,90 mm



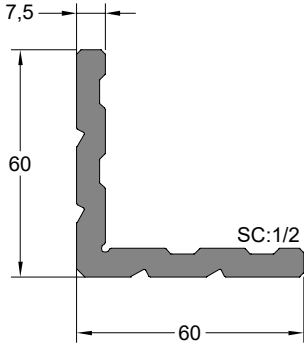
Köşe Takoz Profili	Profil Kodu	(kg/mt)
CORNER WEDGE PROFILE	Profile Code	Weight
	5022	2,245

Köşe Takoz Profil Kodu	Kullanıldığı Profil	Kesim Boyu (mm)
Corner Wedge Profile Code	Used Profile	Cutting Length (mm)
5022	5088	31,50 mm
	5028-5032	25,80 mm
	5093	22,80 mm
	5031-5071	29,80 mm
	5062-5068	16,50 mm
	5081	22,20 mm
	5030	6,50 mm
	5099	26,00 mm
	5099	15,00 mm
	5066	6,00 mm
	6110	7,50 mm
	6111	6,60 mm
	13104-13106	13,50 mm

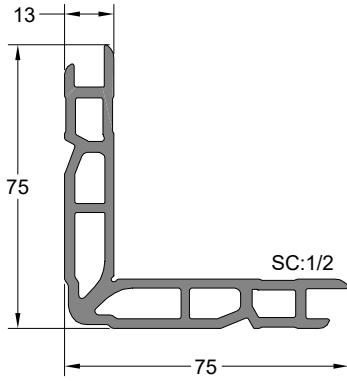


Köşe Takoz Profili	Profil Kodu	(kg/mt)
CORNER WEDGE PROFILE	Profile Code	Weight
	1695	2,540

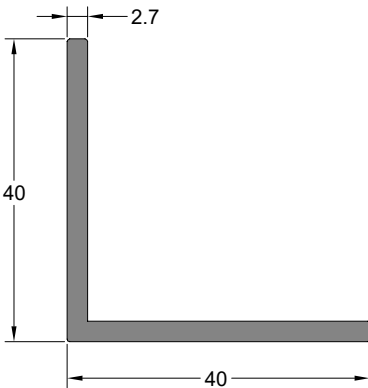
Köşe Takoz Profil Kodu	Kullanıldığı Profil	Kesim Boyu (mm)
Corner Wedge Profile Code	Used Profile	Cutting Length (mm)
1695	13104	40,50 mm



Köşe Takoz Profili CORNER WEDGE PROFILE		Profil Kodu Profile Code	(kg/mt) Weight
		2046	2,091
Köşe Takoz Profil Kodu Corner Wedge Profile Code	Kullanıldığı Profil Used Profile	Kesim Boyu (mm) Cutting Length (mm)	
2046	5088-5028- 5031-5029	44,50 mm	
	5056	7,80 mm	
	5063-5064-5065	25,50 mm	



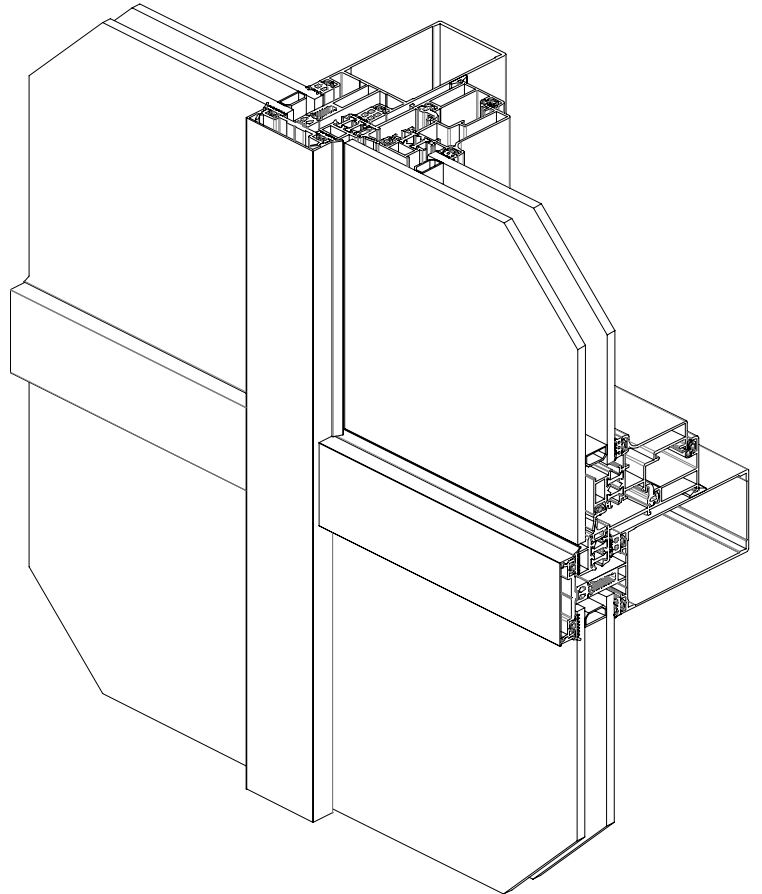
Köşe Takoz Profili CORNER WEDGE PROFILE		Profil Kodu Profile Code	(kg/mt) Weight
		2371	2,241
Köşe Takoz Profil Kodu Corner Wedge Profile Code	Kullanıldığı Profil Used Profile	Kesim Boyu (mm) Cutting Length (mm)	
2371	13105	5,80 mm	



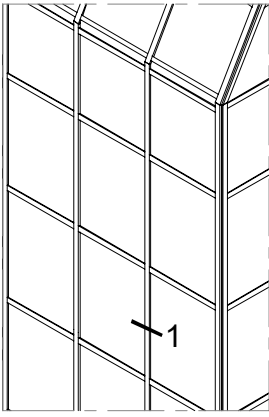
Köşe Takoz Profili CORNER WEDGE PROFILE		Profil Kodu Profile Code	(kg/mt) Weight
		1533	0,566
Köşe Takoz Profil Kodu Corner Wedge Profile Code	Kullanıldığı Profil Used Profile	Kesim Boyu (mm) Cutting Length (mm)	
1533	5056	40,00 mm	
	5068-5032-5071	29,00 mm	
	5067	6,00 mm	

FS50 KAPAKLI CEPHE

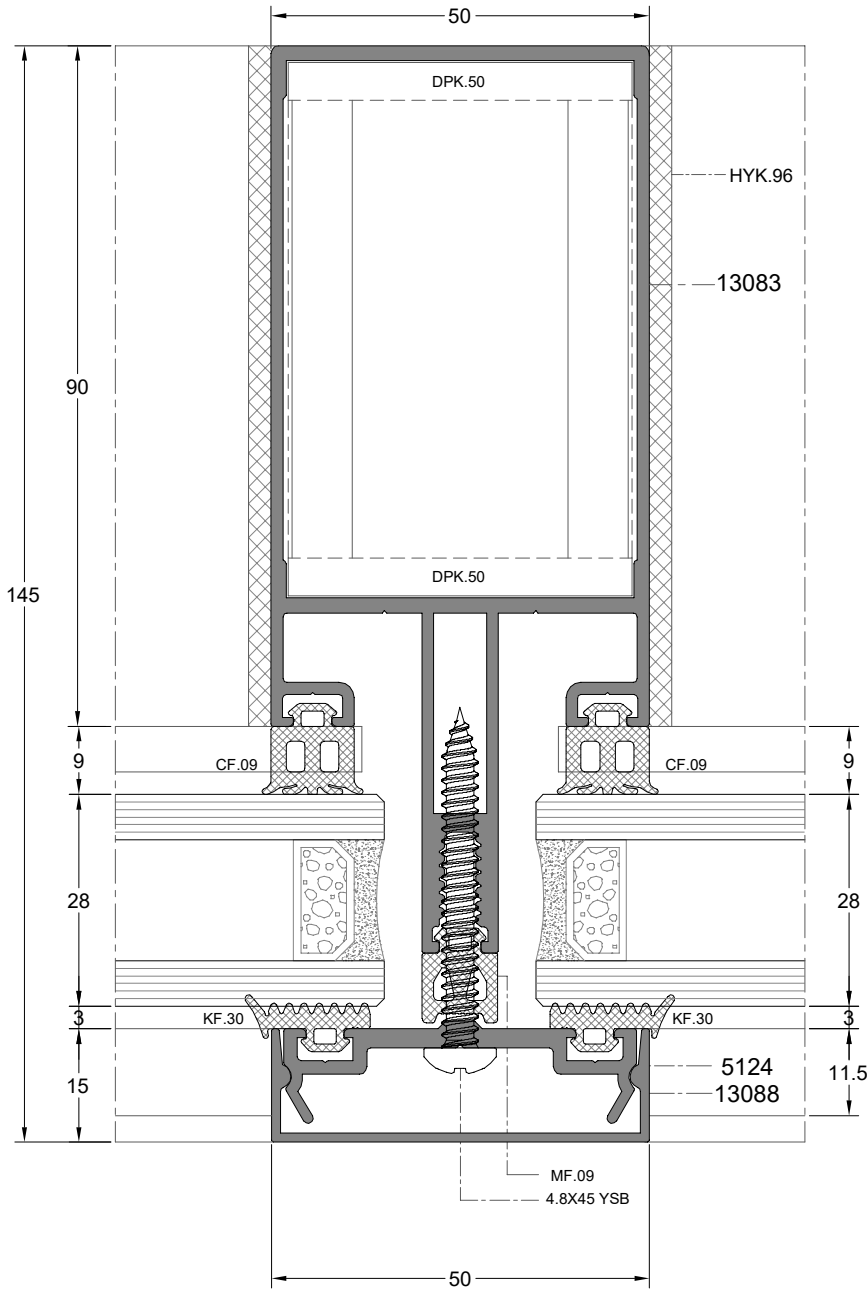
FS50 COVERED FACADE



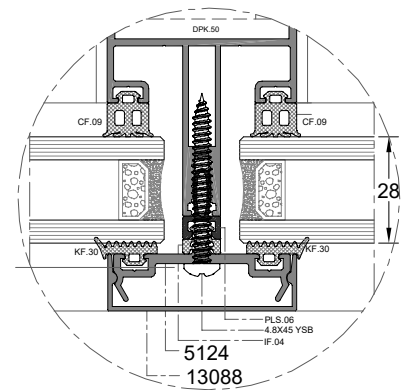
KAPAKLI CEPHE DÜŞEY DETAYI
COVERED FACADE VERTICAL DETAIL



İÇ
(INSIDE)



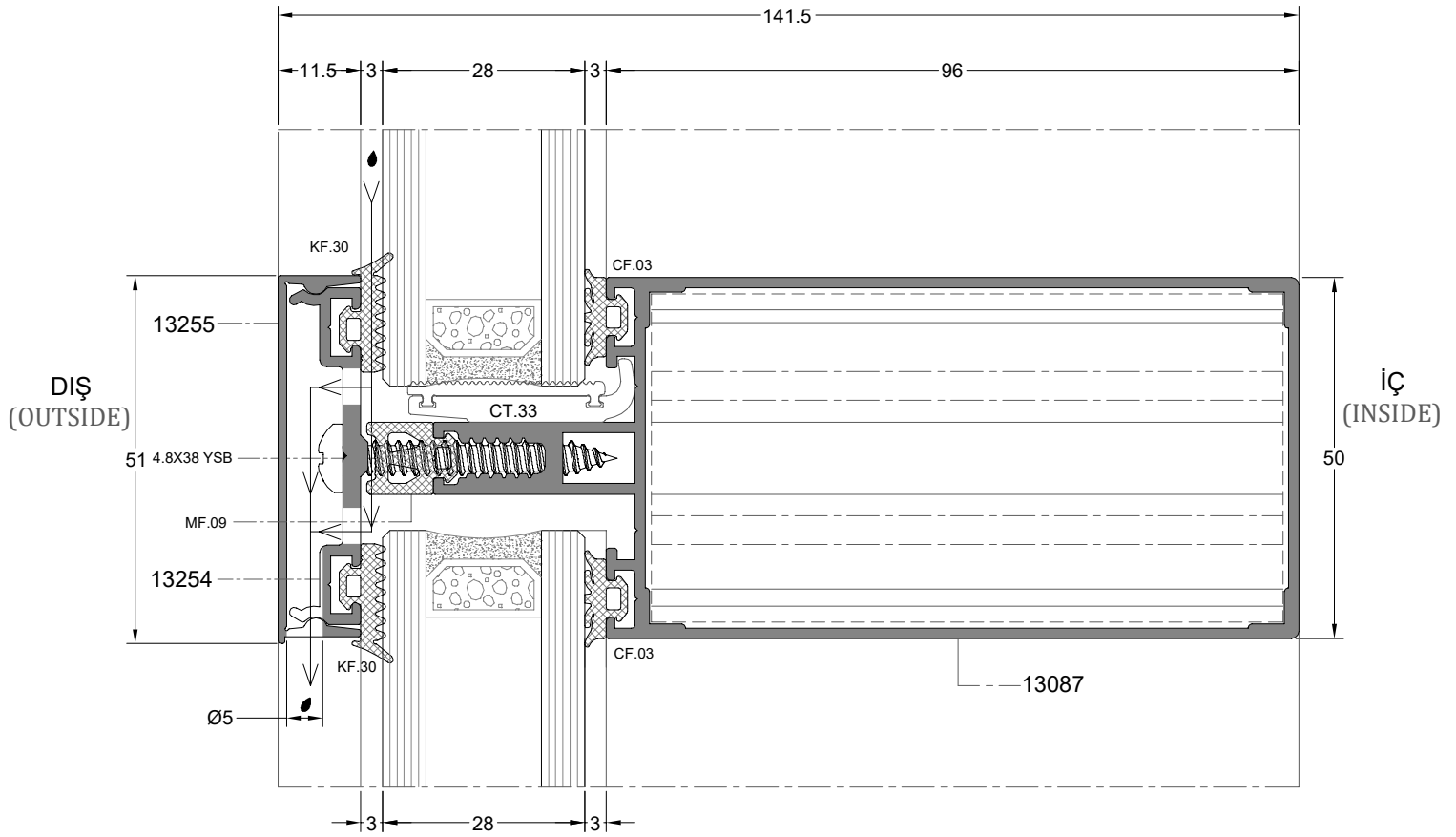
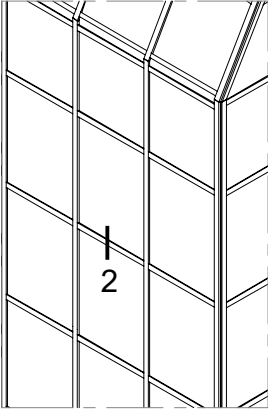
ALTERNATİF
DETAY

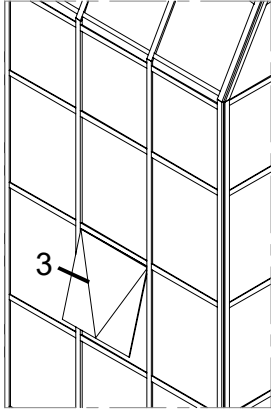


DIŞ
(OUTSIDE)

D-1

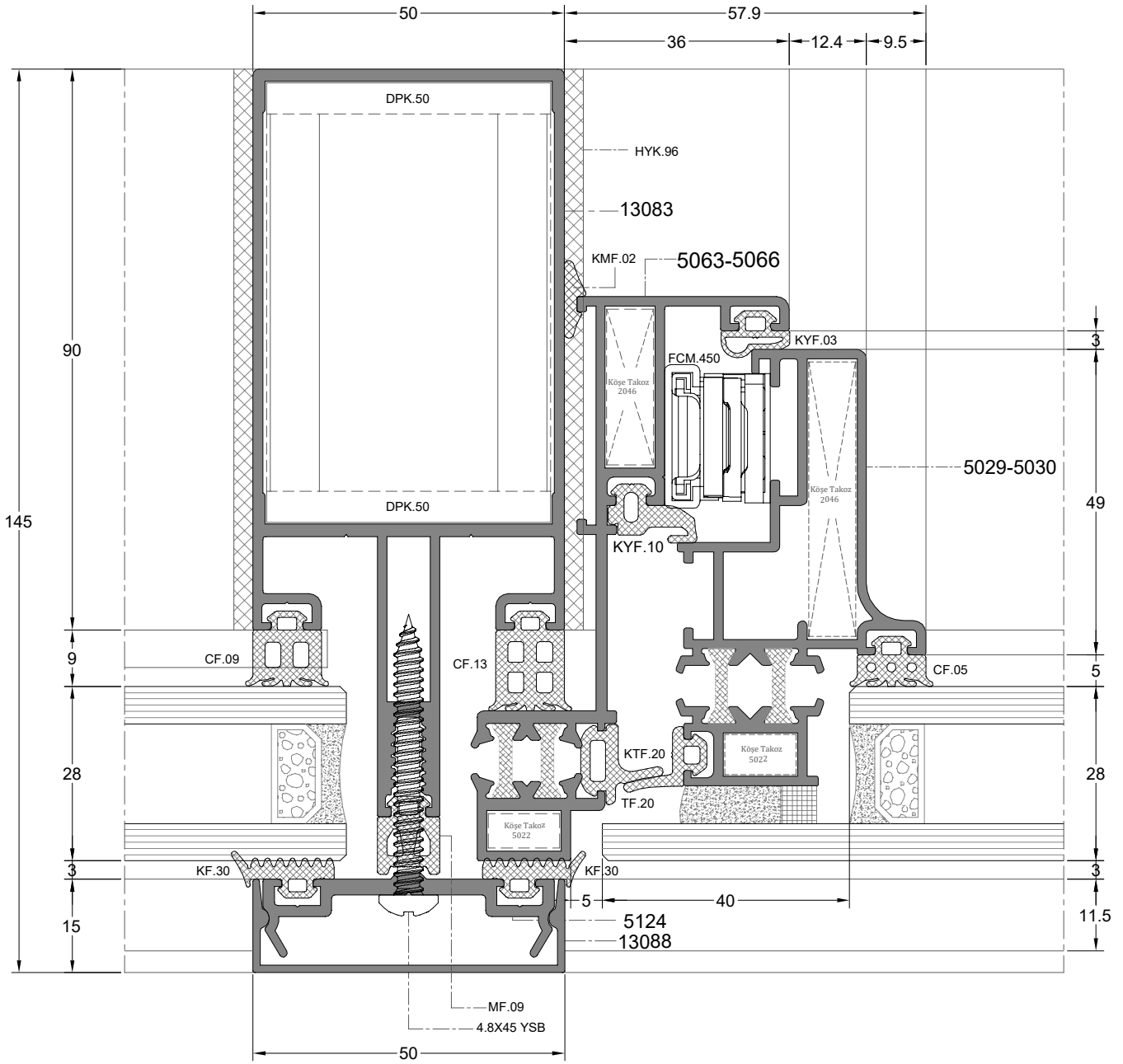
KAPAKLI CEPHE YATAY DETAYI
COVERED FACADE HORIZONTAL DETAIL





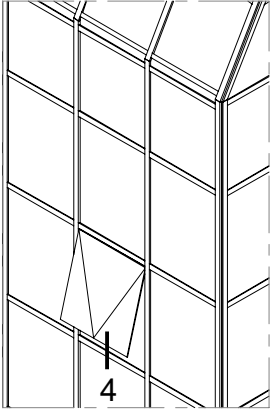
KAPAKLI CEPHE AÇILIR KANAT DÜŞEY DETAYI
COVERED FACADE OUTWARD OPENING SASH VERTICAL DETAIL

İÇ
(INSIDE)

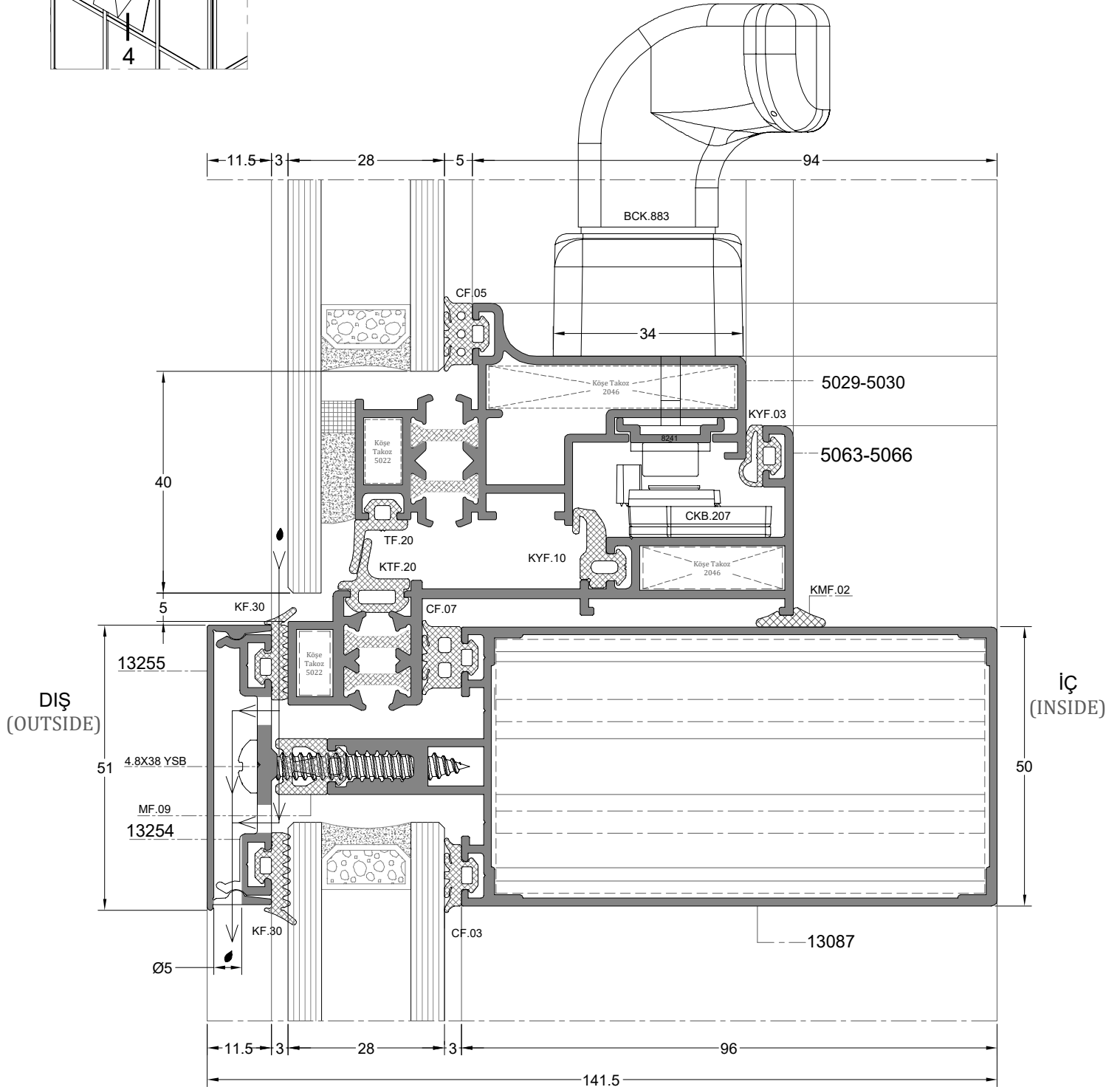


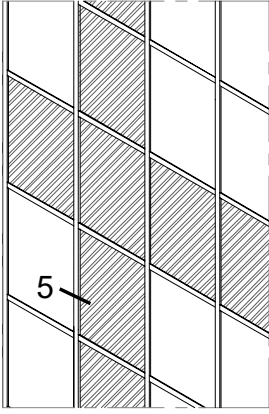
DIŞ
(OUTSIDE)

D-3

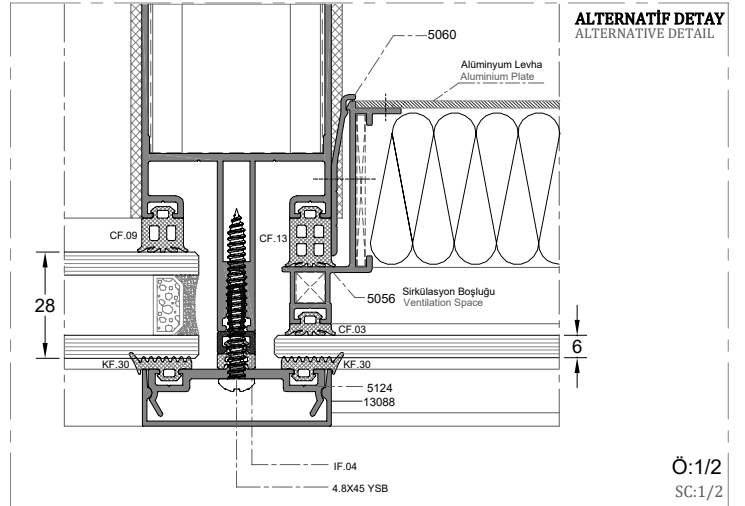


KAPAKLI CEPHE AÇILIR KANAT YATAY DETAYI
COVERED FACADE OUTWARD OPENING SASH HORIZONTAL DETAIL

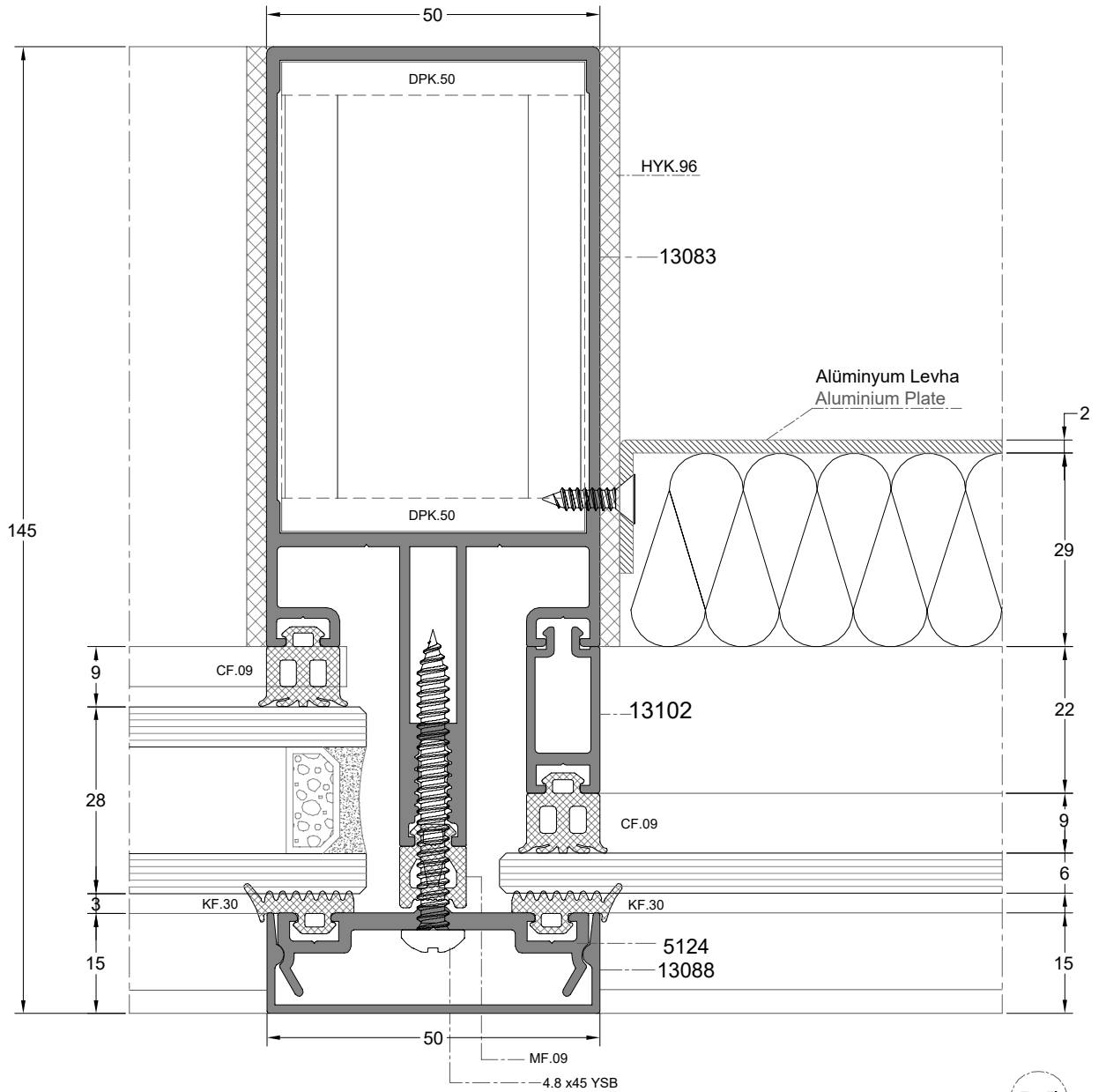




KAPAKLI CEPHE SPANDREL BÖLGE DÜŞEY DETAYI
COVERED FACADE SPANDREL SECTION VERTICAL DETAIL

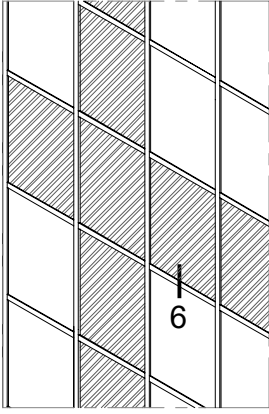


İÇ
(INSIDE)

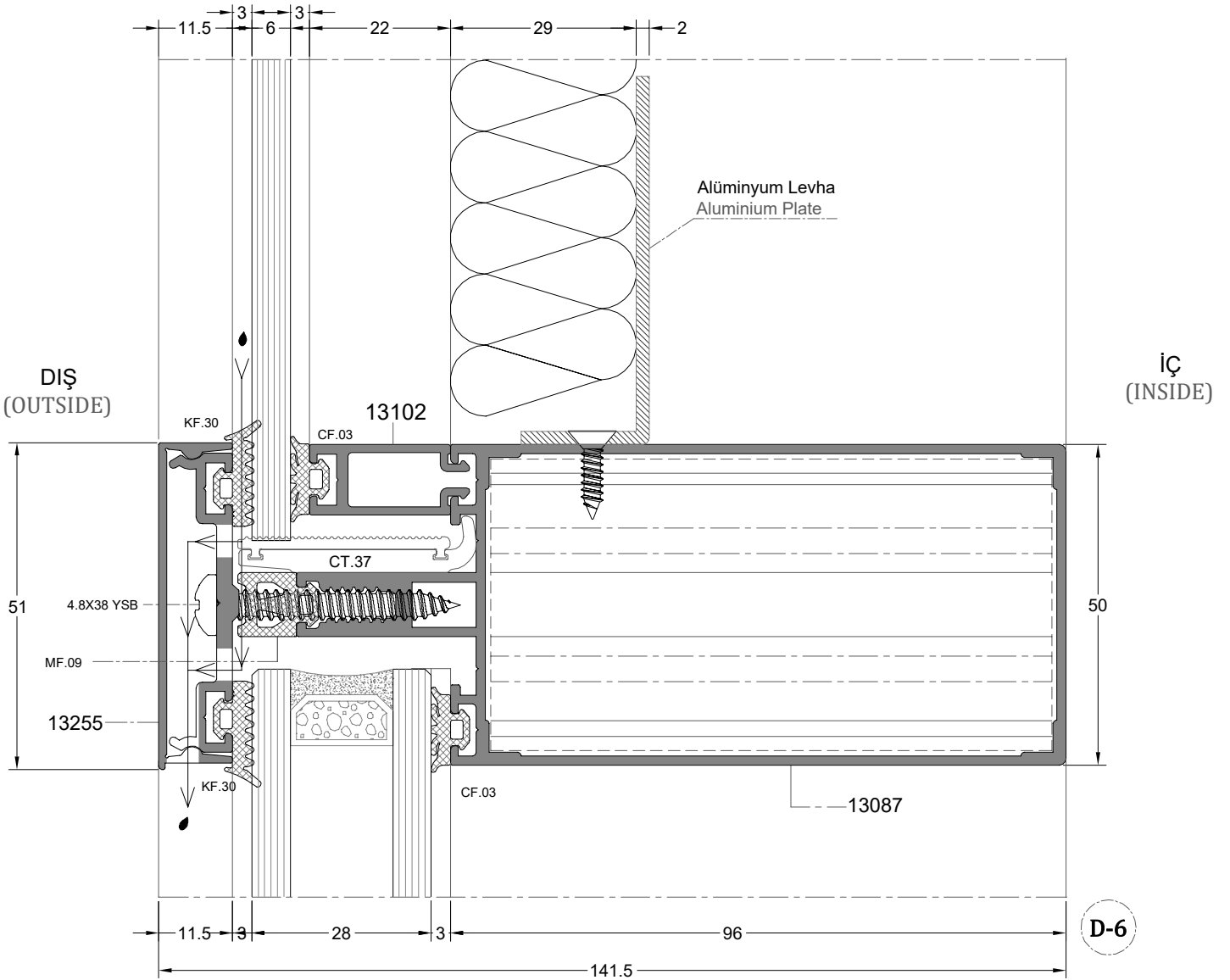
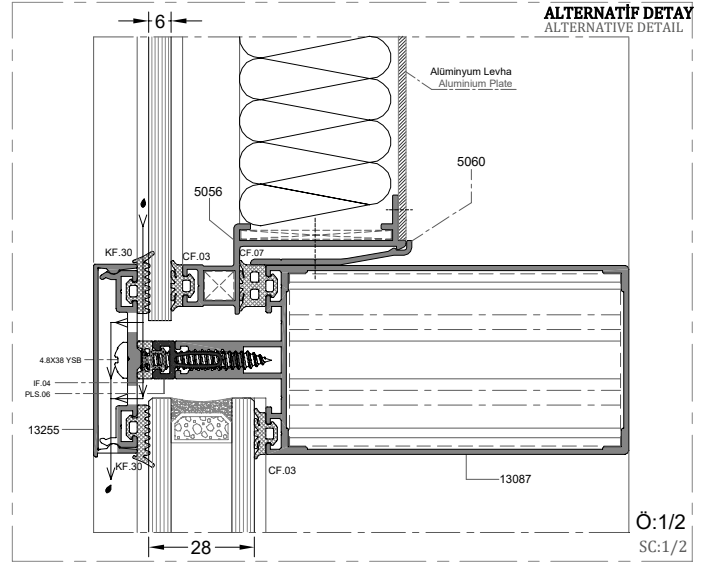


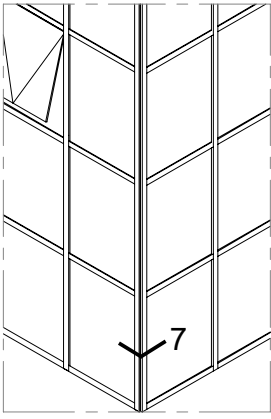
DIŞ
(OUTSIDE)

D-5



KAPAKLI CEPHE SPANDREL BÖLGE YATAY DETAYI
COVERED FACADE SPANDREL SECTION HORIZONTAL DETAIL

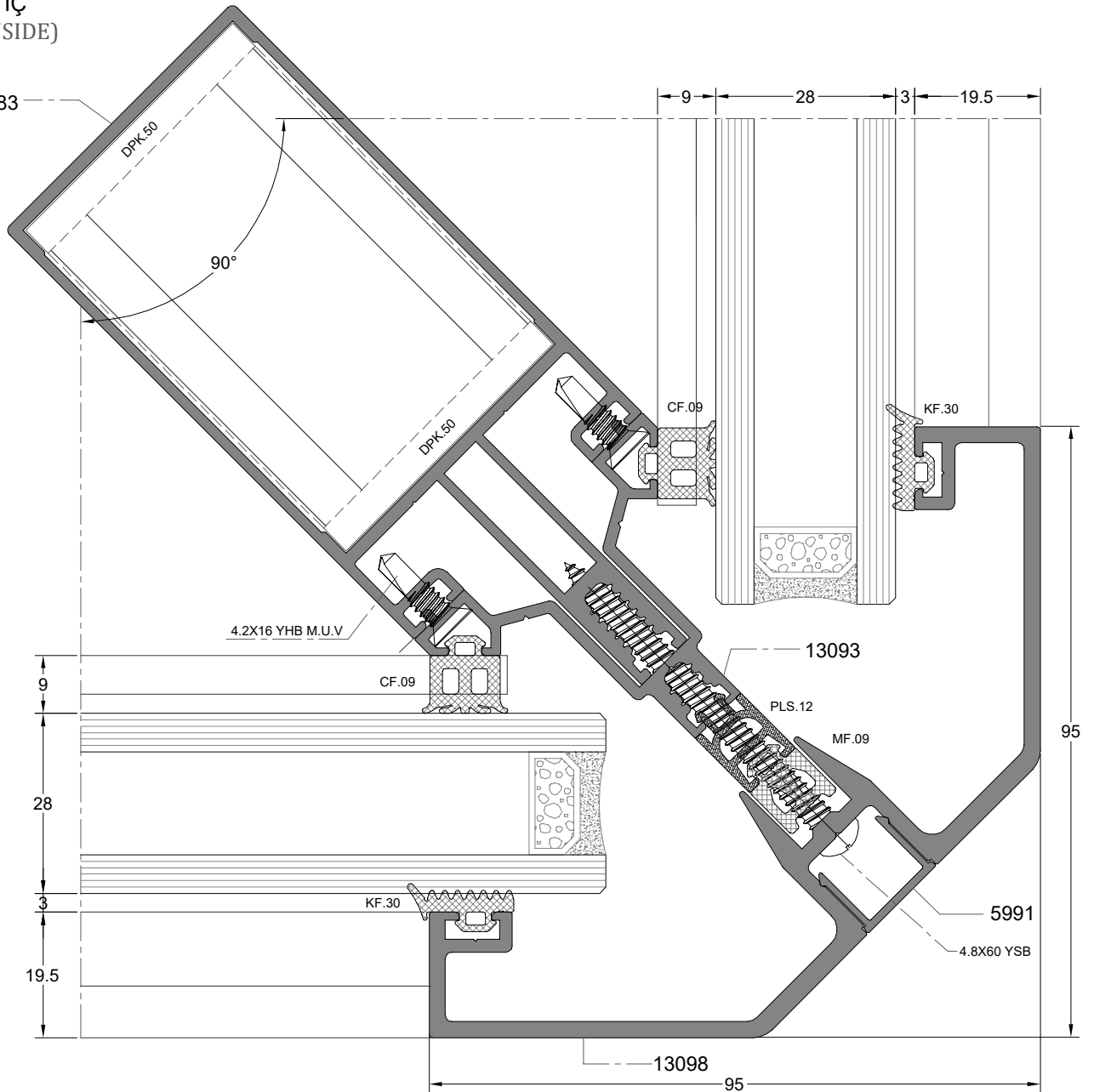




90° DIŞ AÇILI KÖŞE DÖNÜŞ KAPAKLI CEPHE DETAYI
ALTERNATİF 1-TEK PARÇA ADAPTÖRLÜ DETAY
90° OUTWARD ANGLED CORNER COVERED FACADE
ALTERNATIVE 1- SINGLE PART SASH HORIZONTAL ADAPTER DETAIL


İÇ
(INSIDE)

13083



DIŞ
(OUTSIDE)

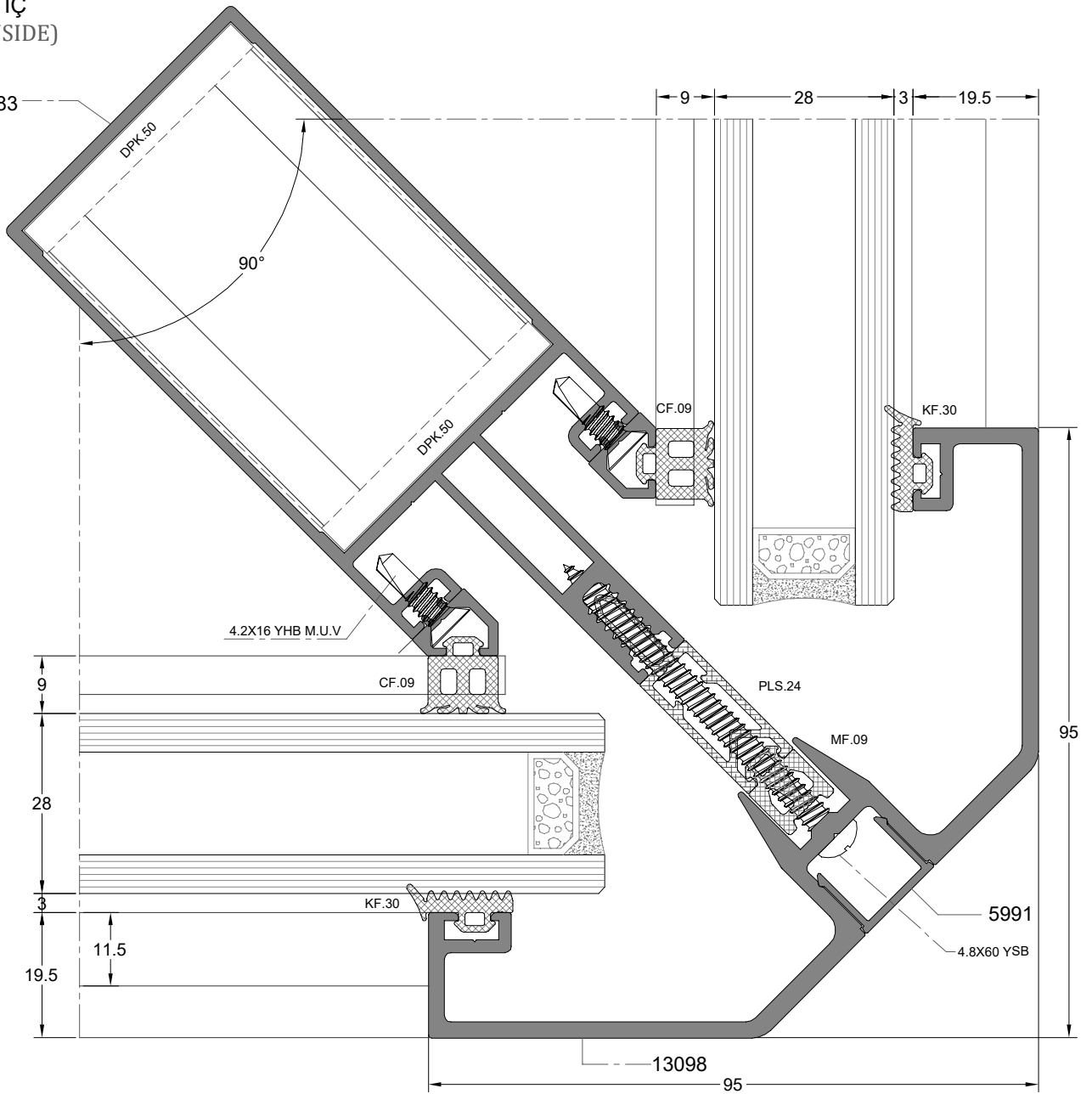
D-7



90° DIŞ AÇILI KÖŞE DÖNÜŞ KAPAKLI CEPHE DETAYI
ALTERNATİF 2-ÇİTALI DETAY
90° OUTWARD ANGLED CORNER COVERED FACADE DETAIL
ALTERNATIVE 1-BEAD PROFILE HORIZONTAL DETAIL

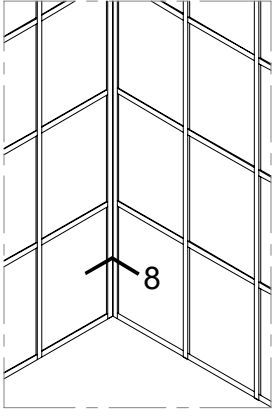
İÇ
(INSIDE)

13083

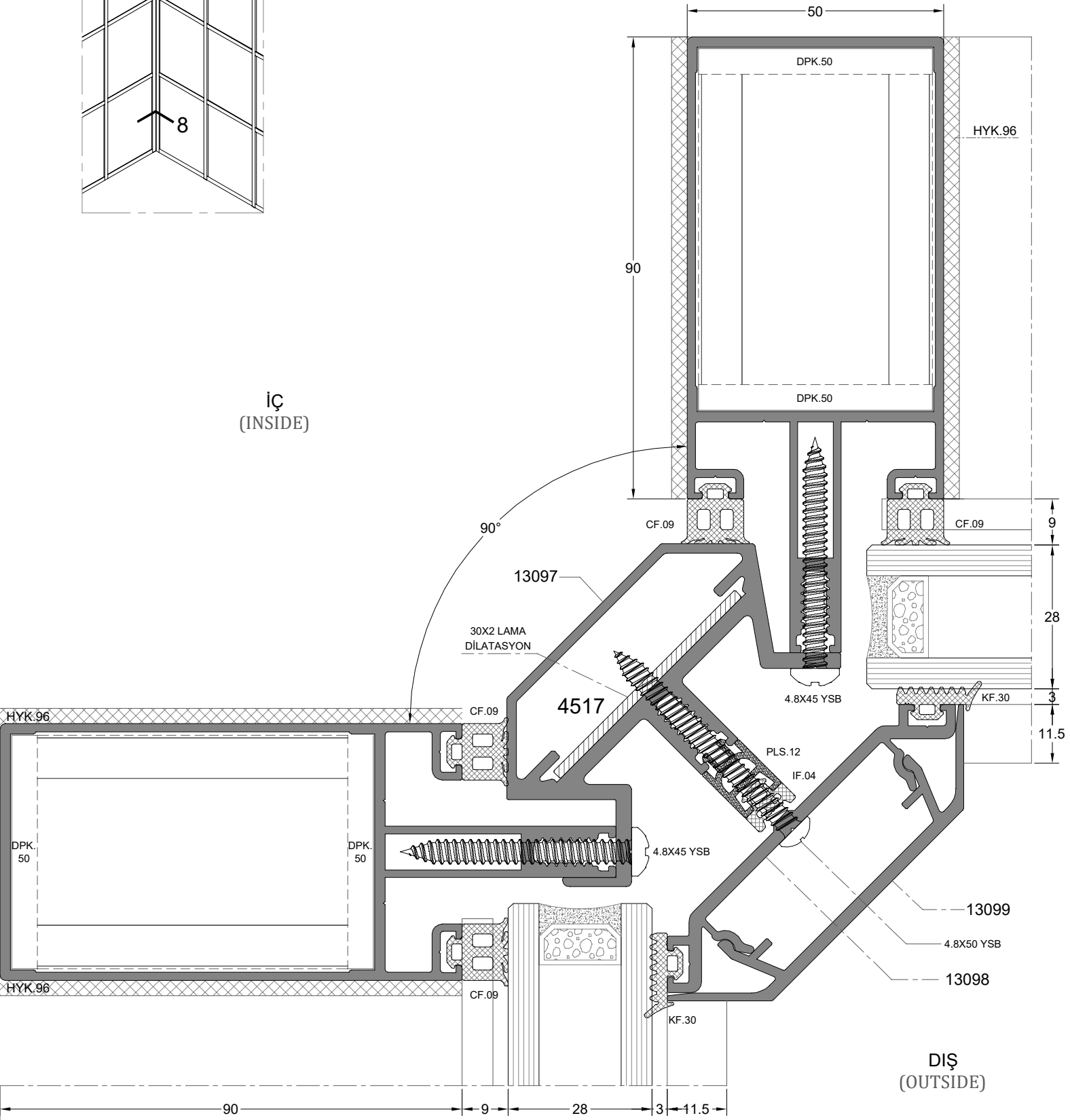


DIŞ
(OUTSIDE)

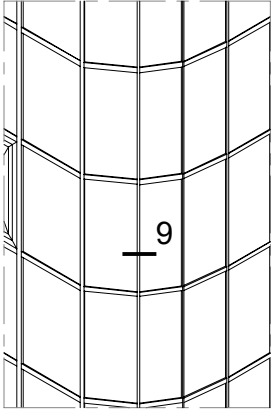
D-7A



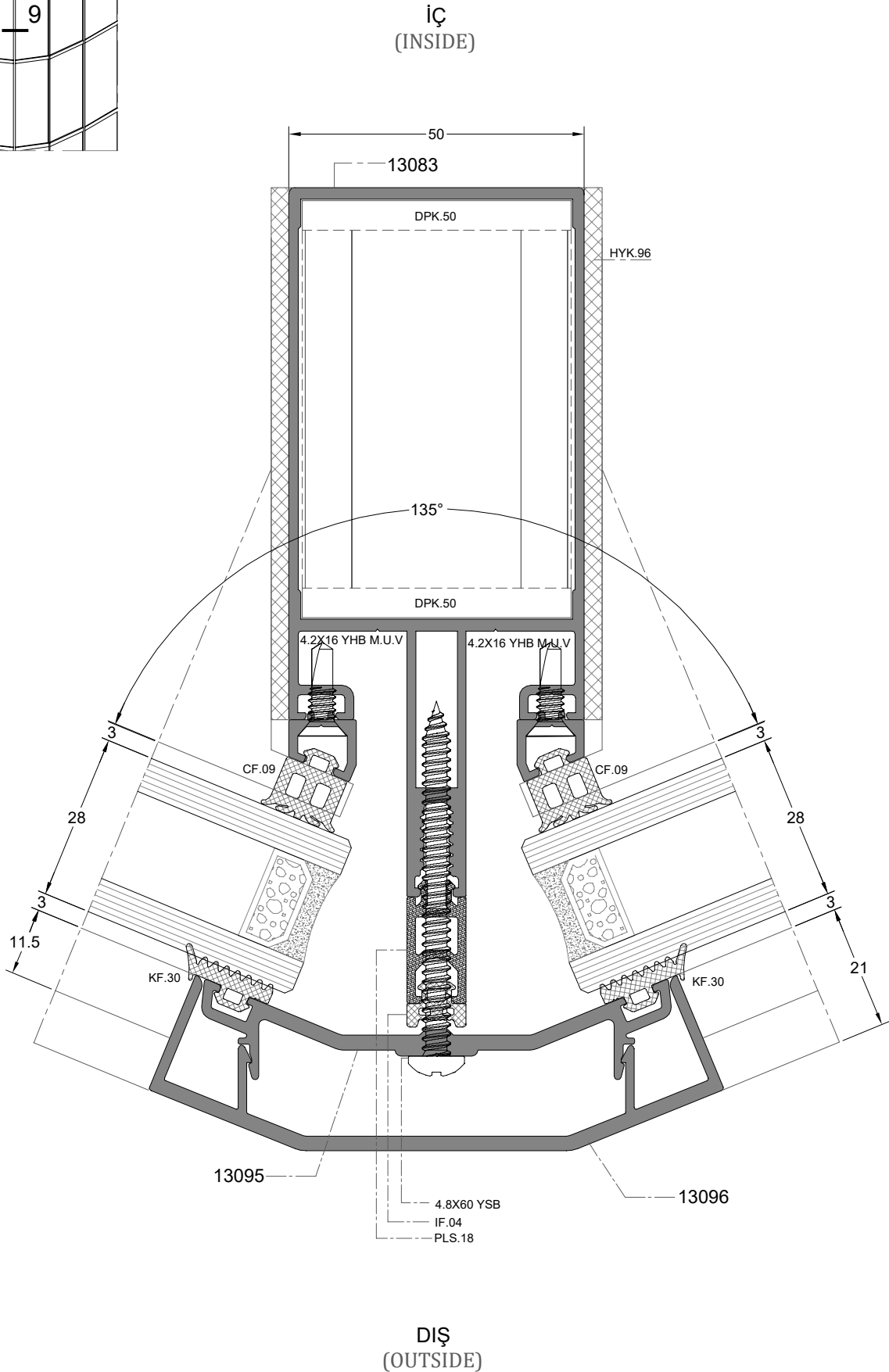
90° İÇ AÇILI KÖŞE DÖNÜŞ KAPAKLI CEPHE DETAYI
90° INWARD ANGLE CORNER COVERED FACADE DETAIL



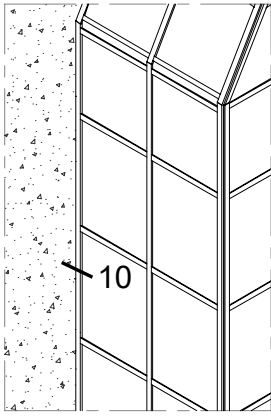
D-8



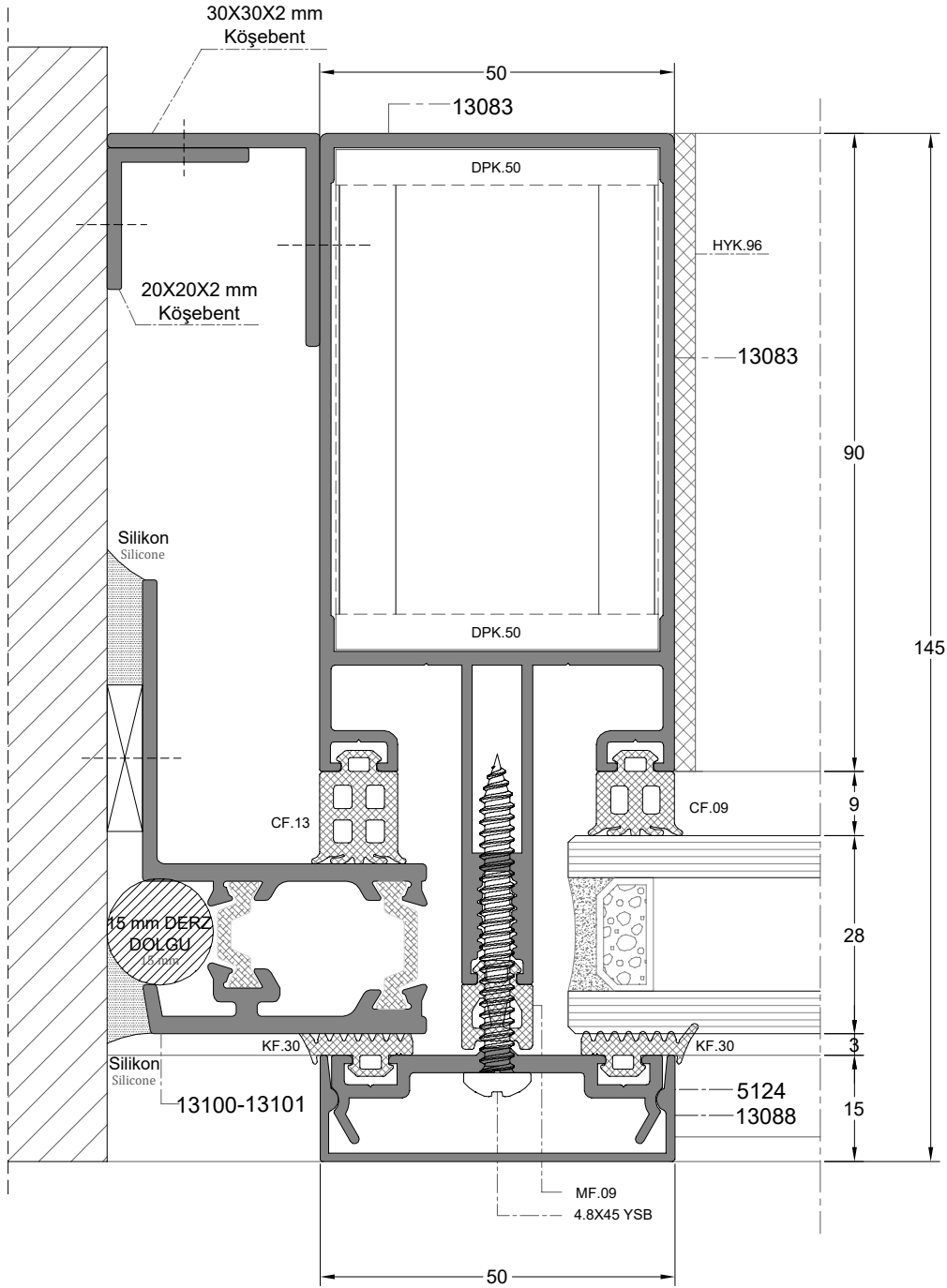
135 ° DIŞ AÇILI KÖŞE DÖNÜŞ KAPAKLI CEPHE DETAYI
135° OUTWARD ANGLE CORNER COVERED FACADE DETAIL



KAPAKLI CEPHE DUVAR BİTİŞ DETAYI
COVERED FACADE WALL FINISH DETAIL



İÇ
(INSIDE)

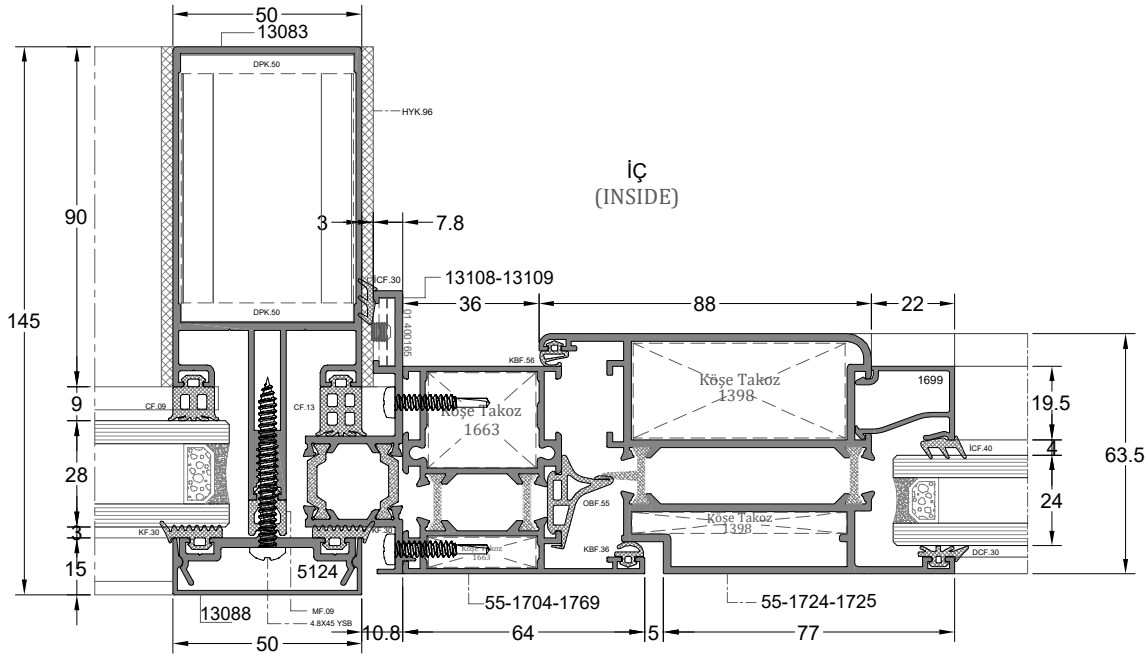


DIŞ
(OUTSIDE)

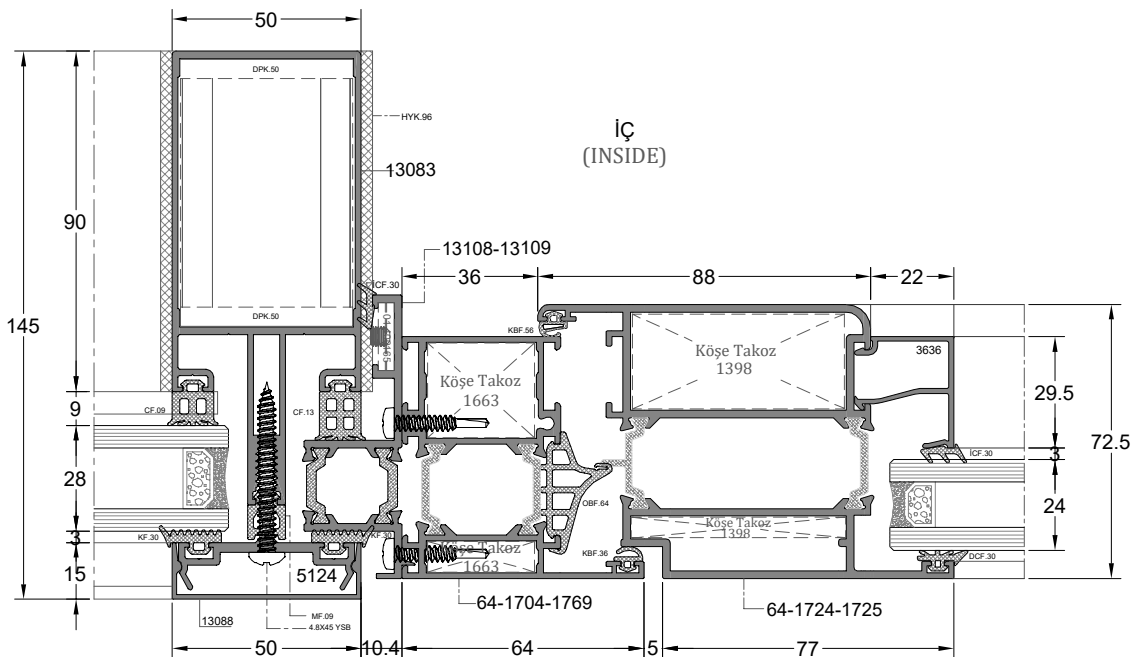
D-10

SİSTEM GEÇİŞ ADAPTÖR DETAYI
SYSTEM TRANSITION ADAPTER DETAIL

WD55T

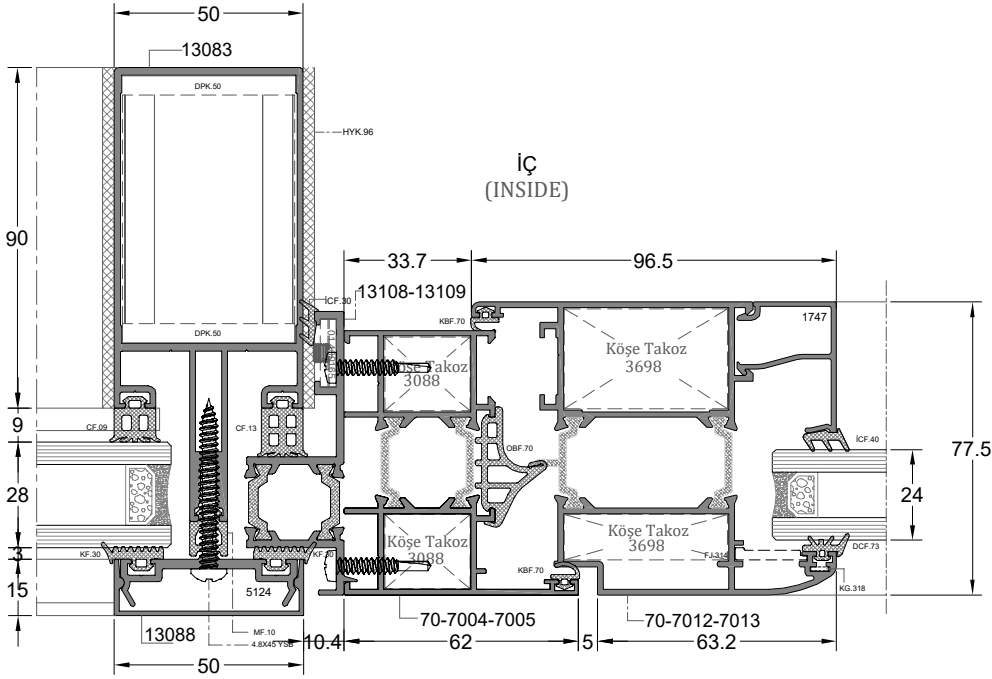


WD64T

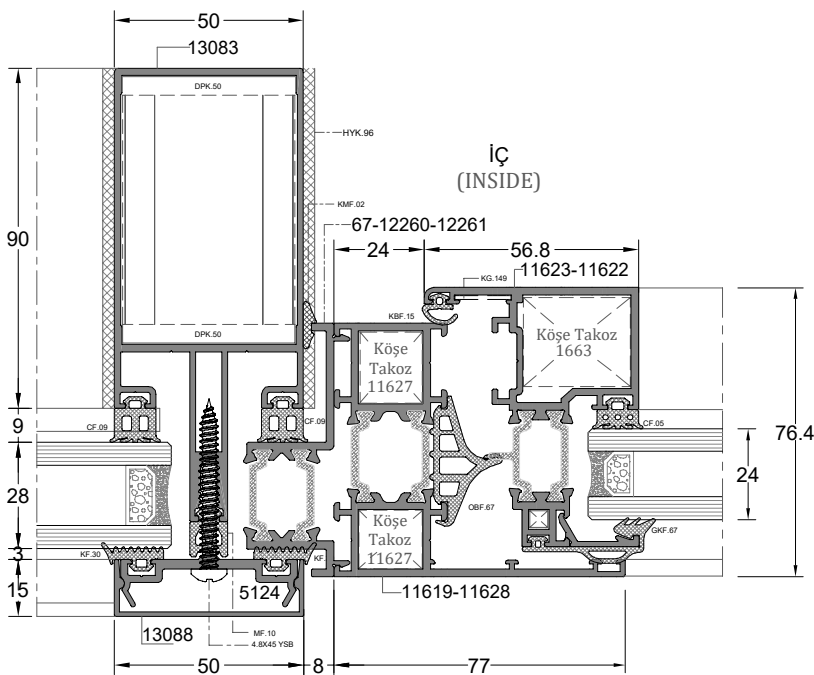


SİSTEM GEÇİŞ ADAPTÖR DETAYI
SYSTEM TRANSITION ADAPTER DETAIL

WD70T

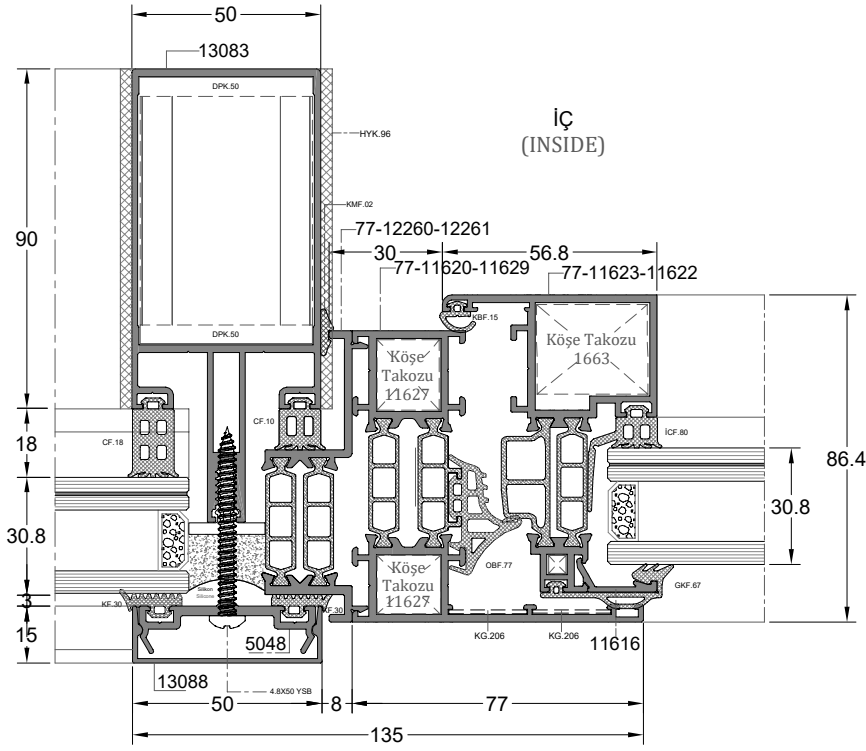


HVT67



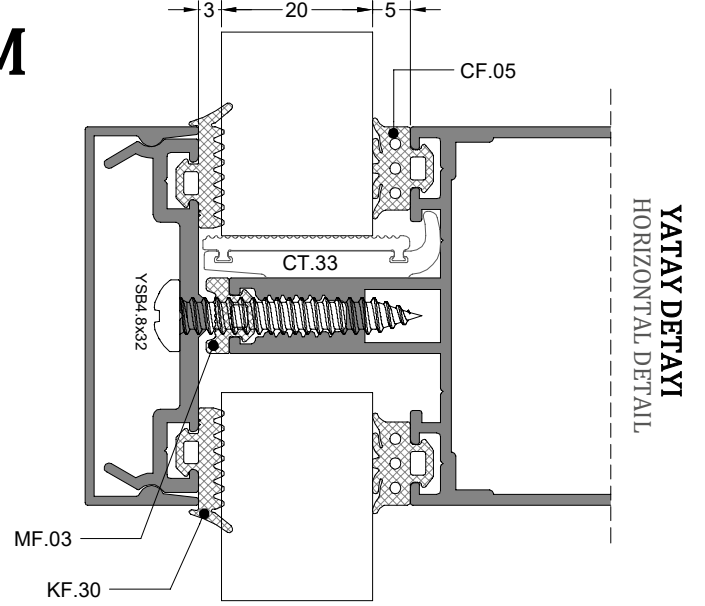
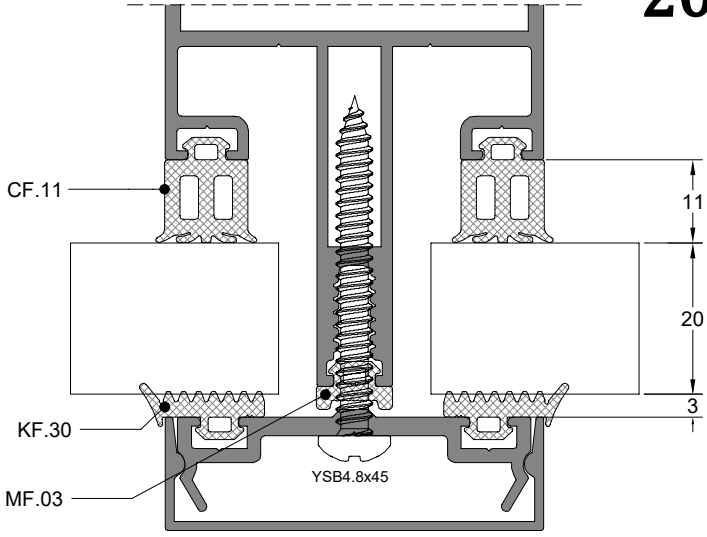
SİSTEM GEÇİŞ ADAPTÖR DETAYI
SYSTEM TRANSITION ADAPTER DETAIL

HVT77



DÜŞEY DETAYI
VERTICAL DETAIL

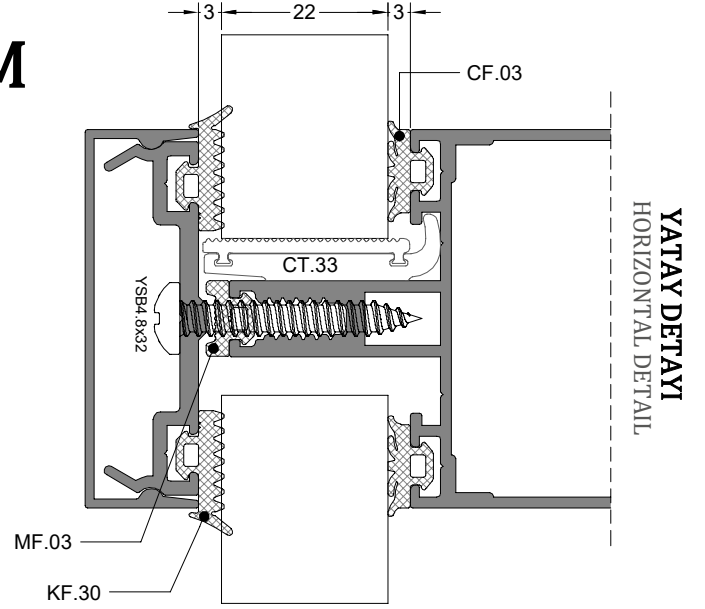
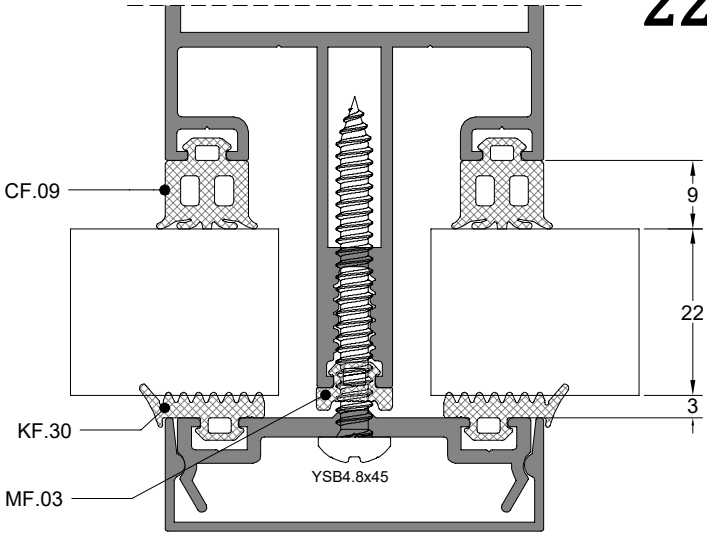
20 MM



YATAY DETAYI
HORIZONTAL DETAIL

DÜŞEY DETAYI
VERTICAL DETAIL

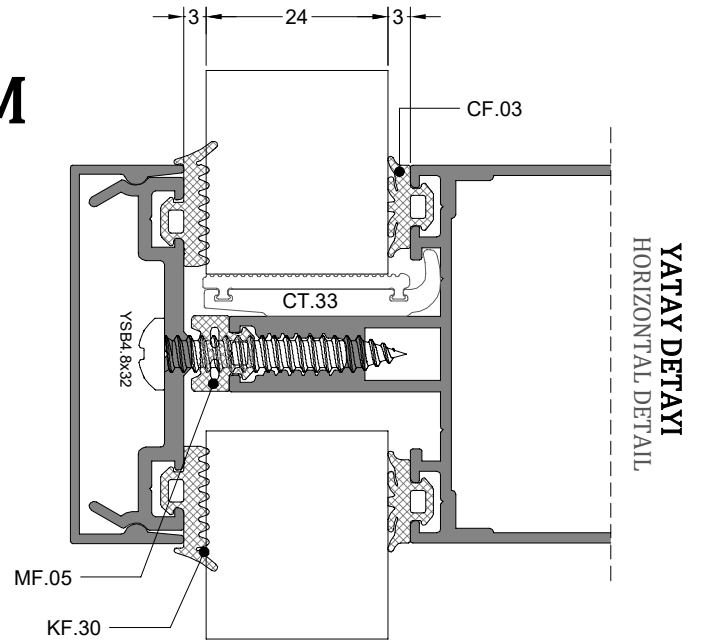
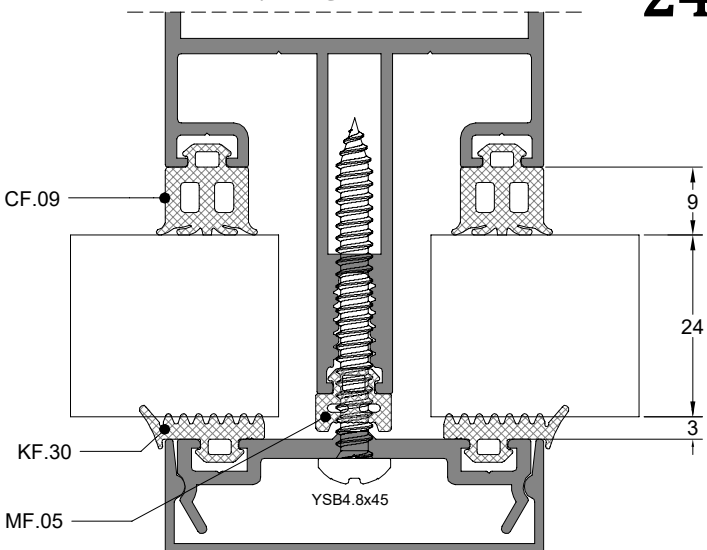
22 MM



YATAY DETAYI
HORIZONTAL DETAIL

DÜŞEY DETAYI
VERTICAL DETAIL

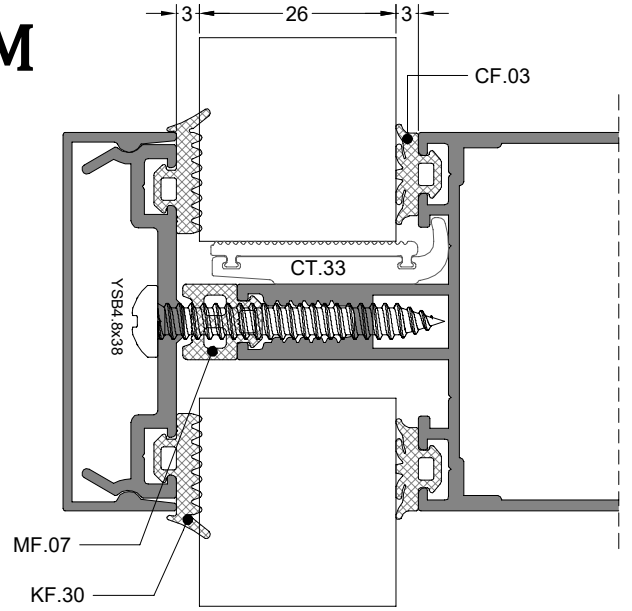
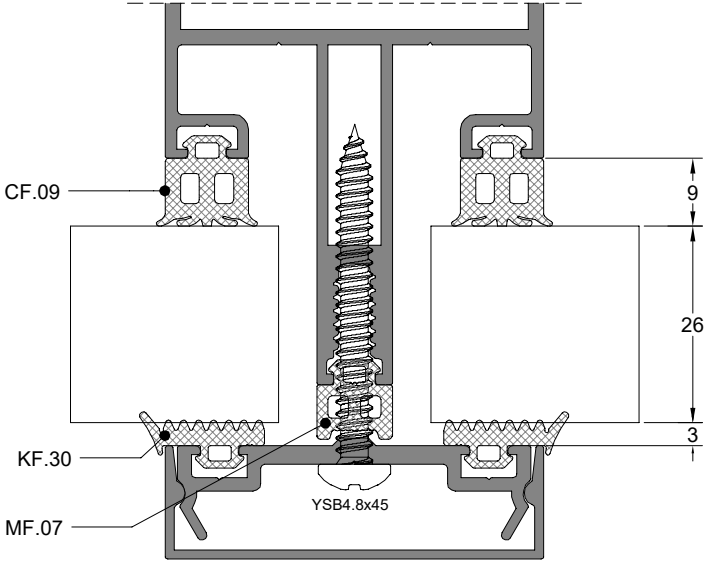
24 MM



YATAY DETAYI
HORIZONTAL DETAIL

DÜŞEY DETAYI
VERTICAL DETAIL

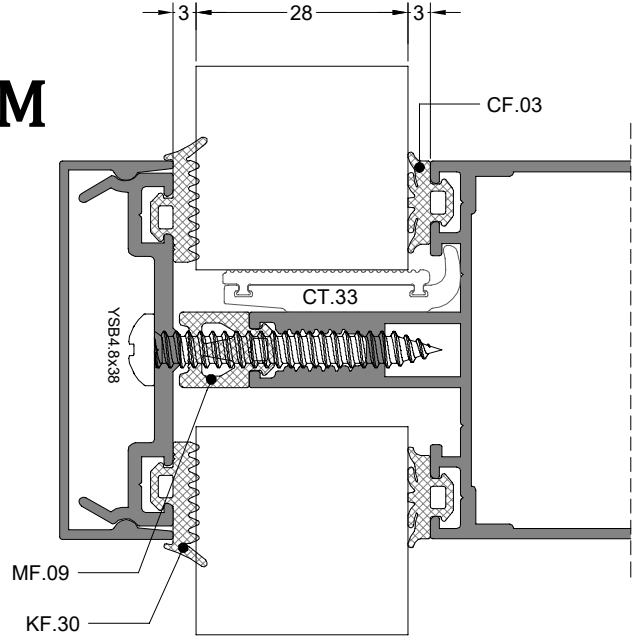
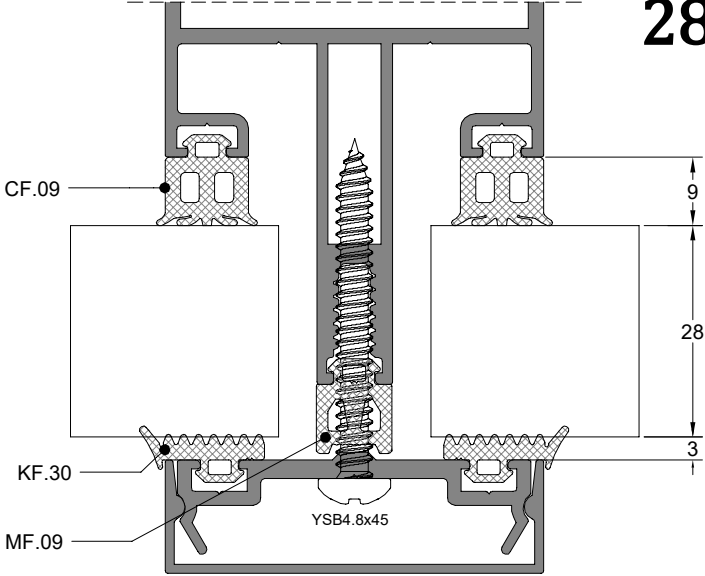
26 MM



YATAY DETAYI
HORIZONTAL DETAIL

DÜŞEY DETAYI
VERTICAL DETAIL

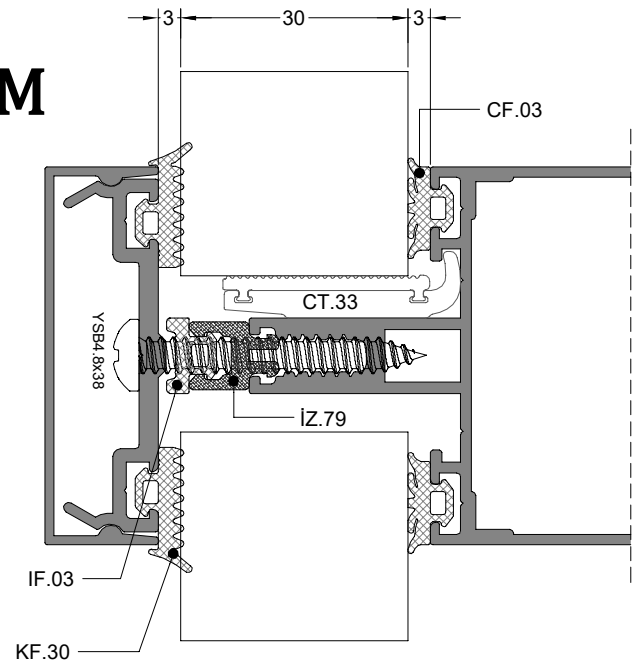
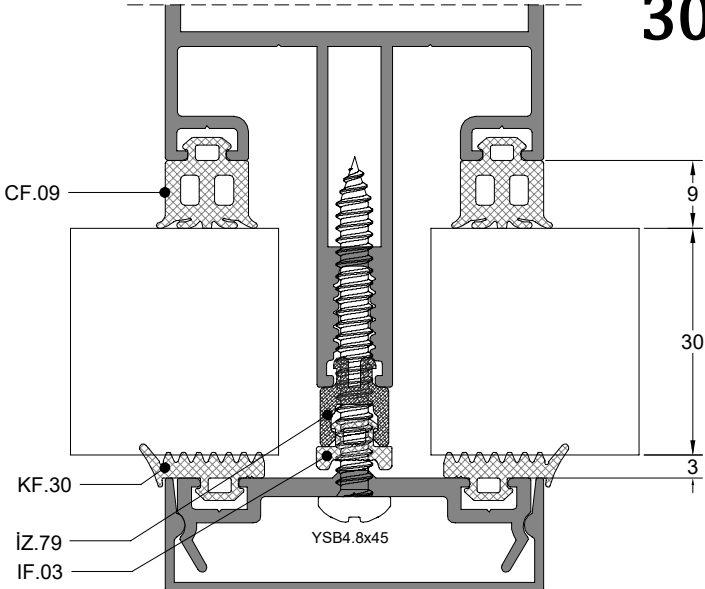
28 MM



YATAY DETAYI
HORIZONTAL DETAIL

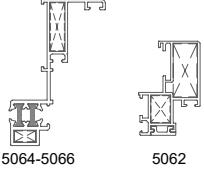
DÜŞEY DETAYI
VERTICAL DETAIL

30 MM



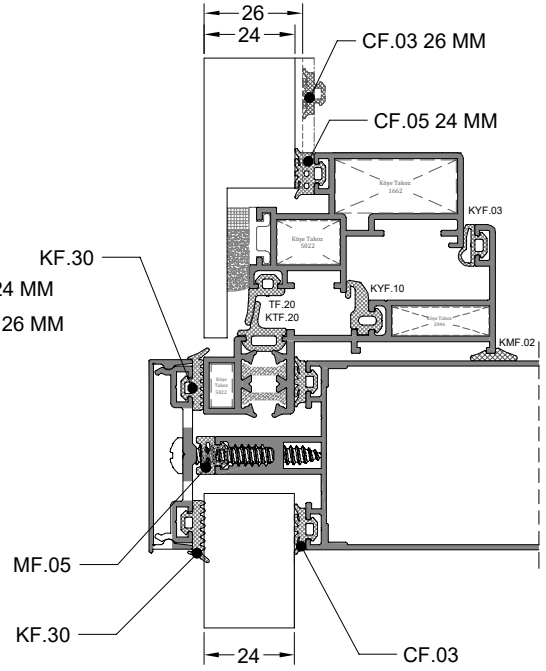
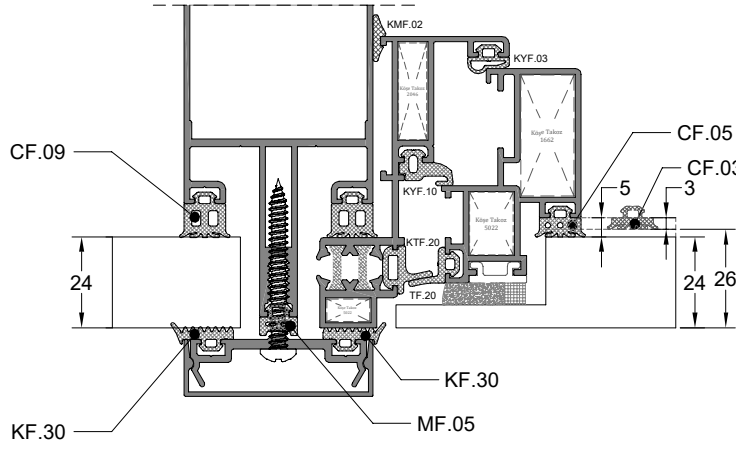
YATAY DETAYI
HORIZONTAL DETAIL

KULLANILAN KASA-KANAT PROFİLLERİ
FRAME-SASH PROFILES USED



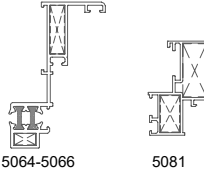
24 -26 MM AÇILIR DETAY
24-26 MM OPENING DETAIL

DÜŞEY DETAYI
VERTICAL DETAIL

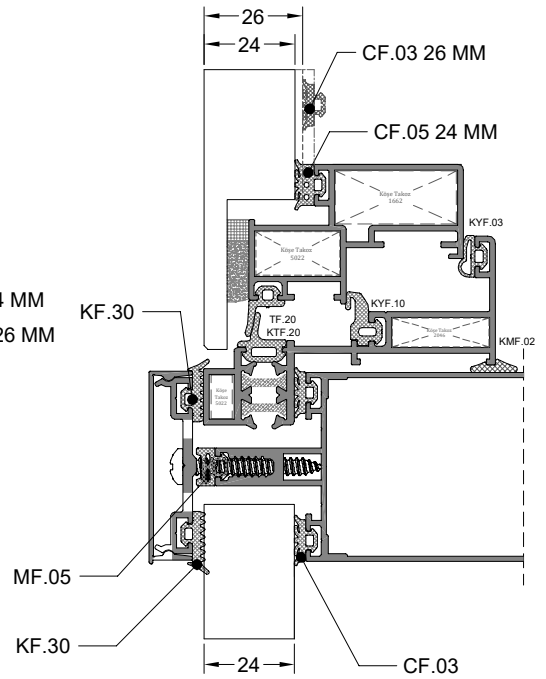
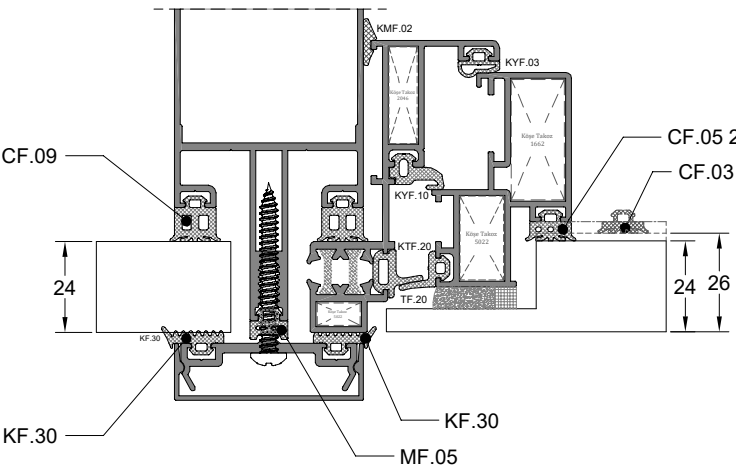


YATAY DETAYI
HORIZONTAL DETAIL

KULLANILAN KASA-KANAT PROFİLLERİ
FRAME-SASH PROFILES USED

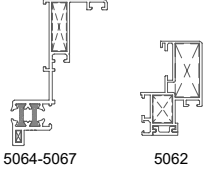


DÜŞEY DETAYI
VERTICAL DETAIL



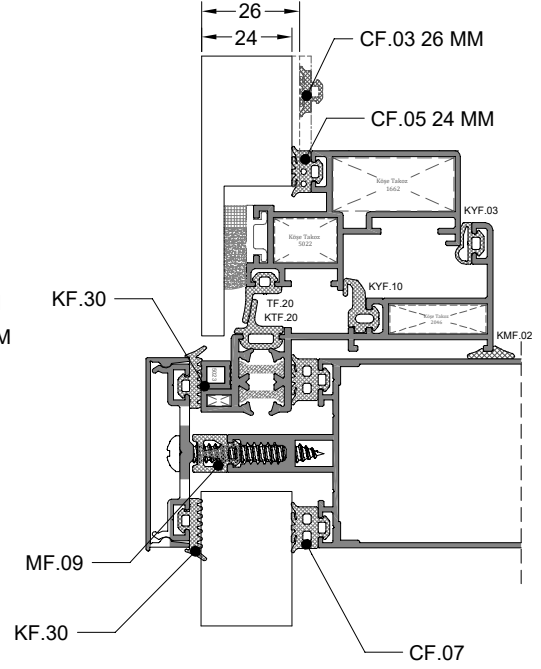
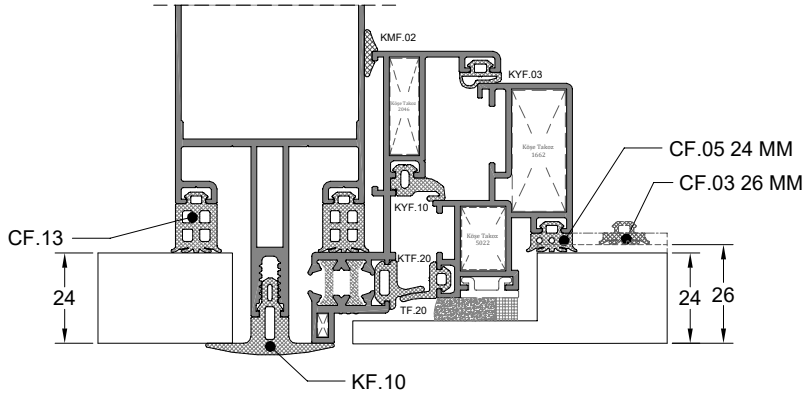
YATAY DETAYI
HORIZONTAL DETAIL

KULLANILAN KASA-KANAT PROFİLLERİ
FRAME-SASH PROFILES USED



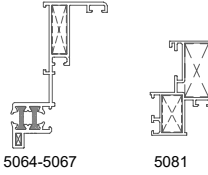
24 -26 MM AÇILIR DETAY
24-26 MM OPENING DETAIL

DÜŞEY DETAYI
VERTICAL DETAIL

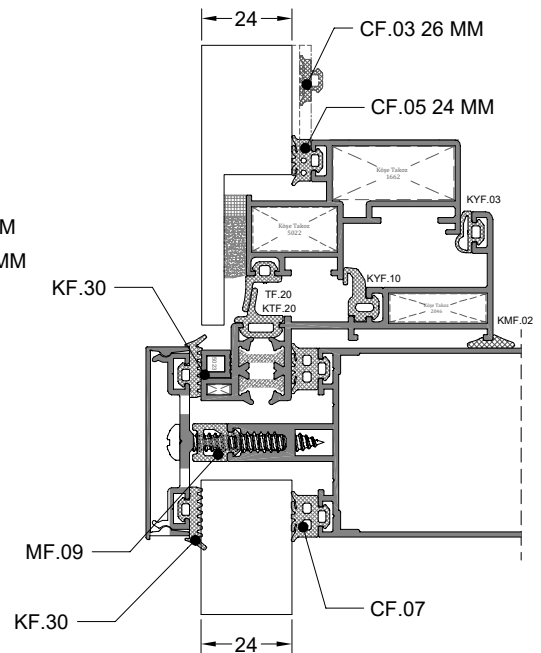
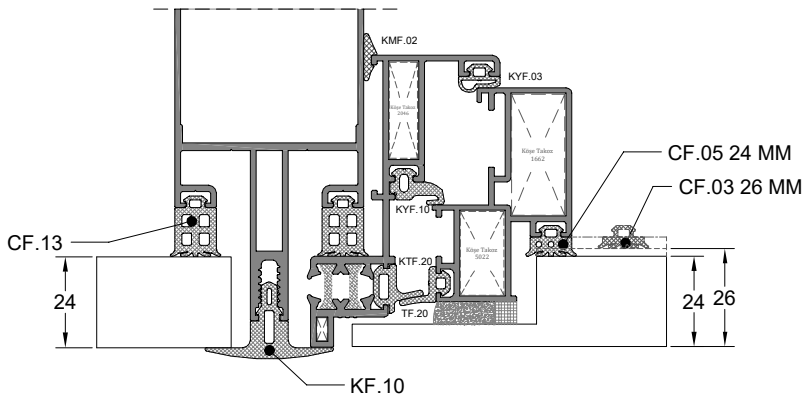


YATAY DETAYI
HORIZONTAL DETAIL

KULLANILAN KASA-KANAT PROFİLLERİ
FRAME-SASH PROFILES USED

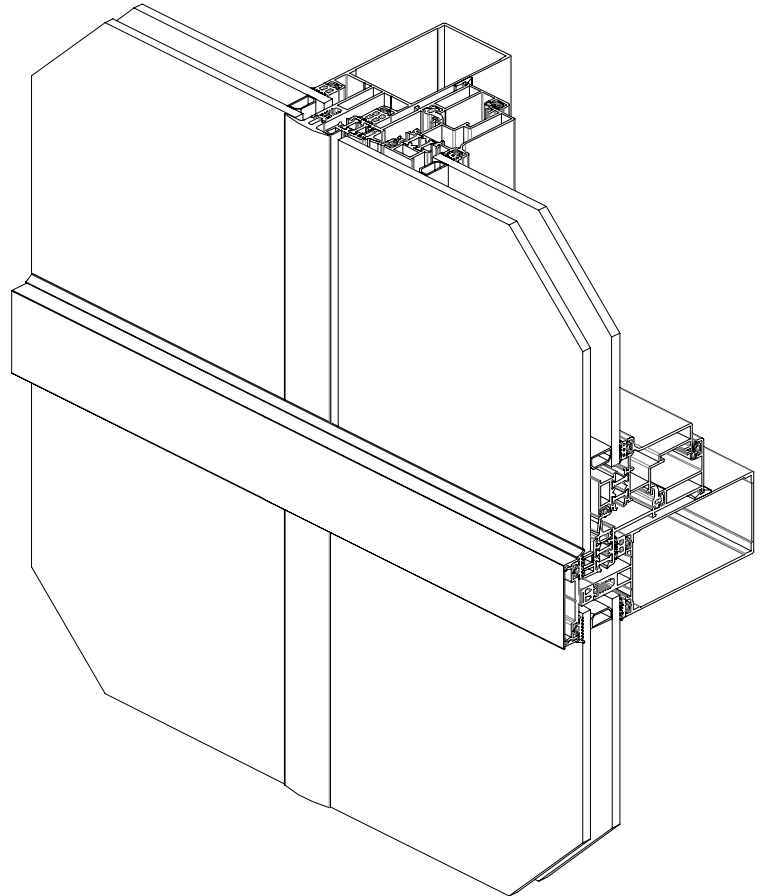


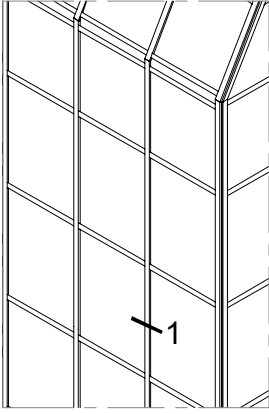
DÜŞEY DETAYI
VERTICAL DETAIL



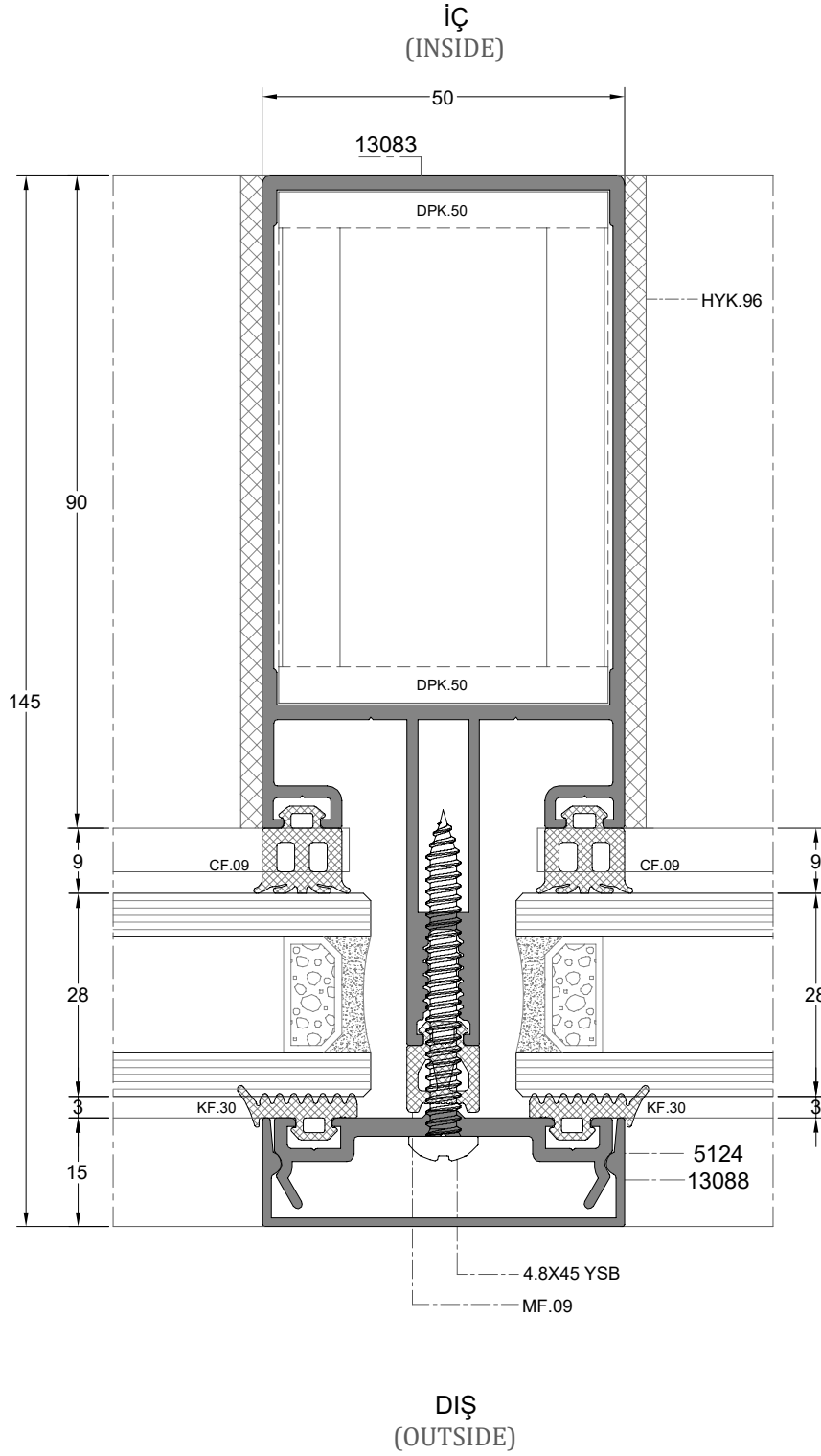
YATAY DETAYI
HORIZONTAL DETAIL

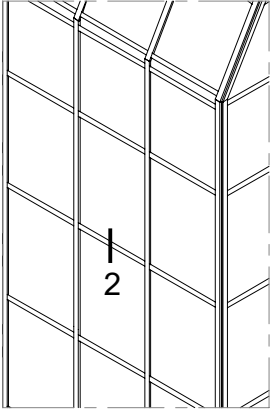
FS50 YARI KAPAKLI CEPHE FS50 SEMI COVERED FACADE



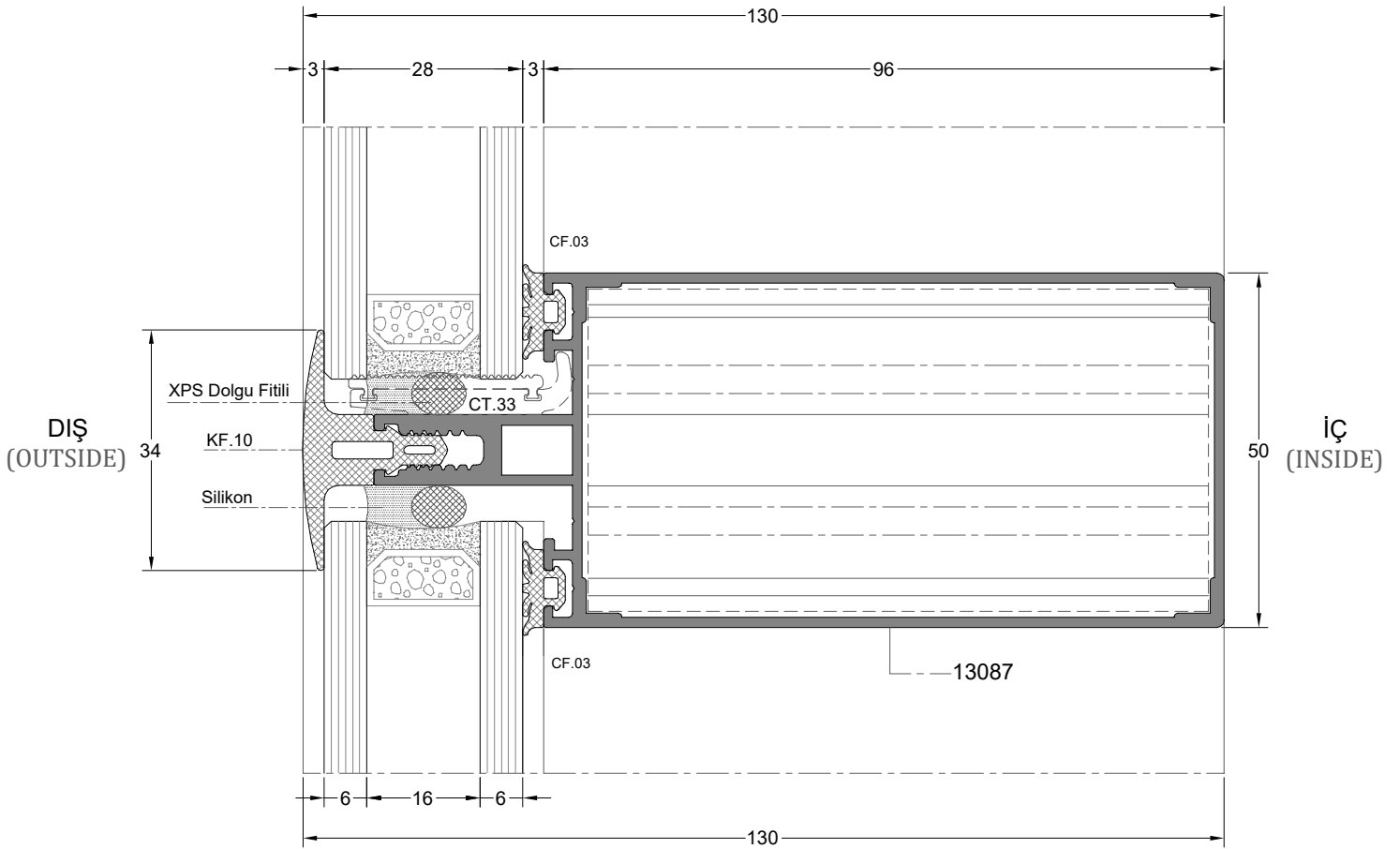


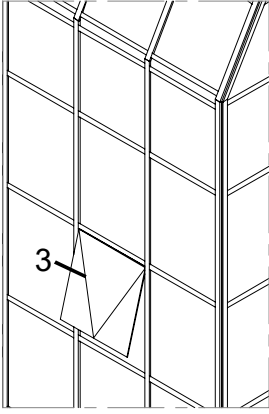
YARI KAPAKLI CEPHE DÜŞEY DETAYI
(DÜŞEY : KAPAKLI , YATAY : SİLİKON)
SEMI COVERED FACADE VERTICAL DETAIL
VERTICAL : COVERED , HORIZONTAL : STRUCTURAL





YARI KAPAKLI CEPHE YATAY DETAYI
(DÜŞEY : KAPAKLI , YATAY : SİLİKON)
SEMI COVERED FACADE HORIZONTAL DETAIL
VERTICAL : COVERED, HORIZONTAL : STRUCTURAL

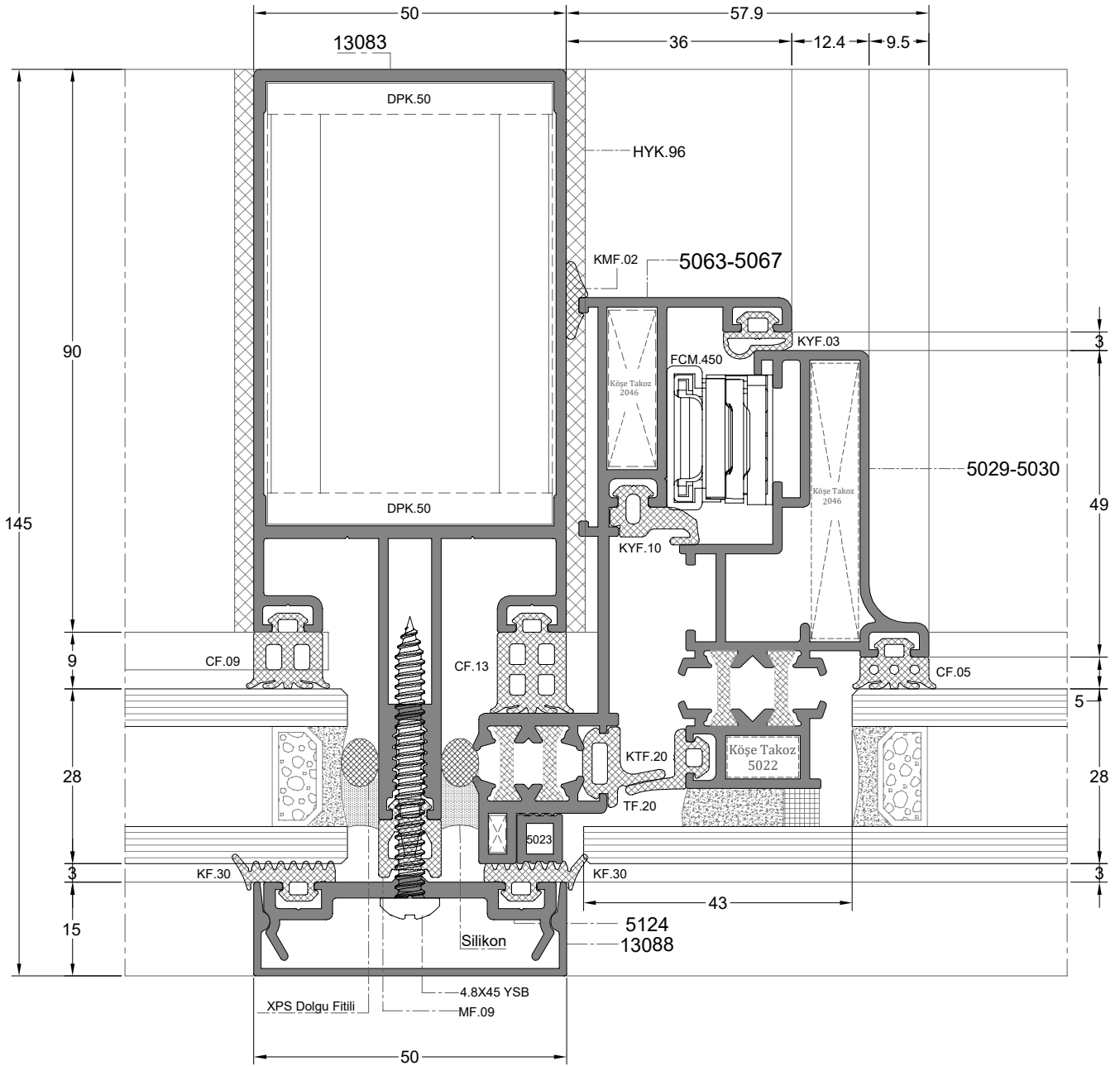




**YARI KAPAKLI CEPHE AÇILIR KANAT DÜŞEY DETAYI
(DÜŞEY : KAPAKLI , YATAY : SİLİKON)**

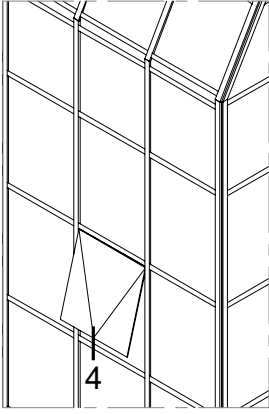
SEMI COVERED FACADE OUTWARD OPENING SASH VERTICAL DETAIL
VERTICAL : COVERED, HORIZONTAL : STRUCTURAL

İÇ
(INSIDE)



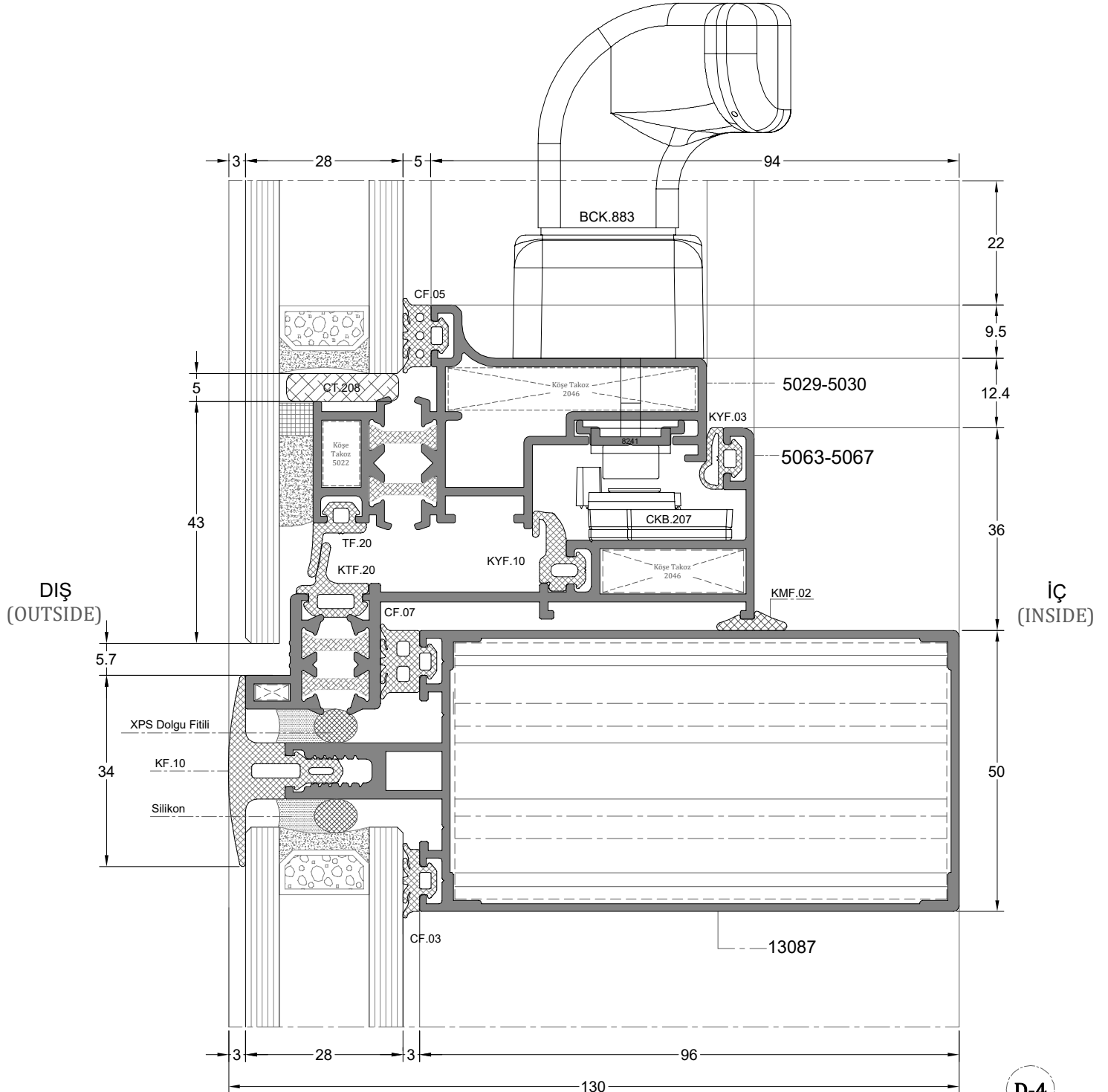
DIŞ
(OUTSIDE)

D-3



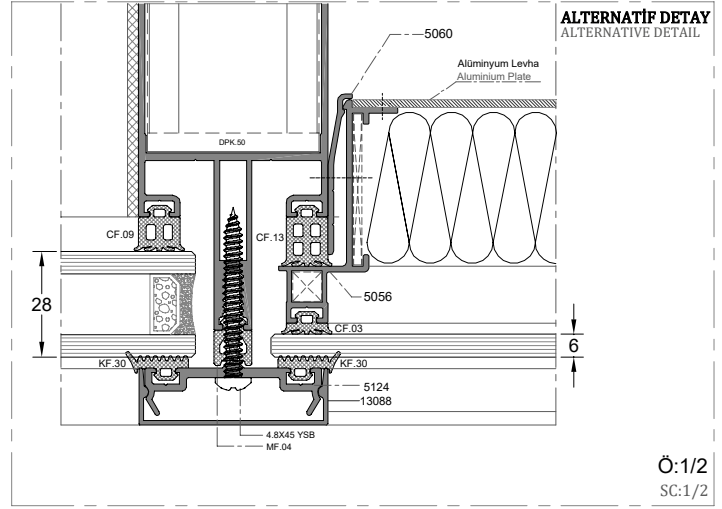
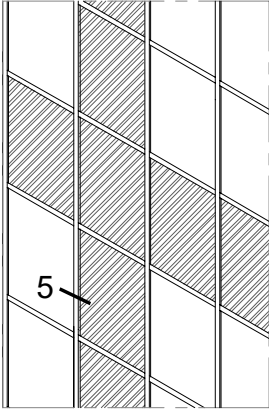
**YARI KAPAKLI CEPHE AÇILIR KANAT YATAY DETAYI
(DÜŞEY : KAPAKLI , YATAY : SİLİKON)**

SEMI COVERED FACADE OUTWARD OPENING SASH HORIZONTAL DETAIL
VERTICAL : COVERED, HORIZONTAL : STRUCTURAL



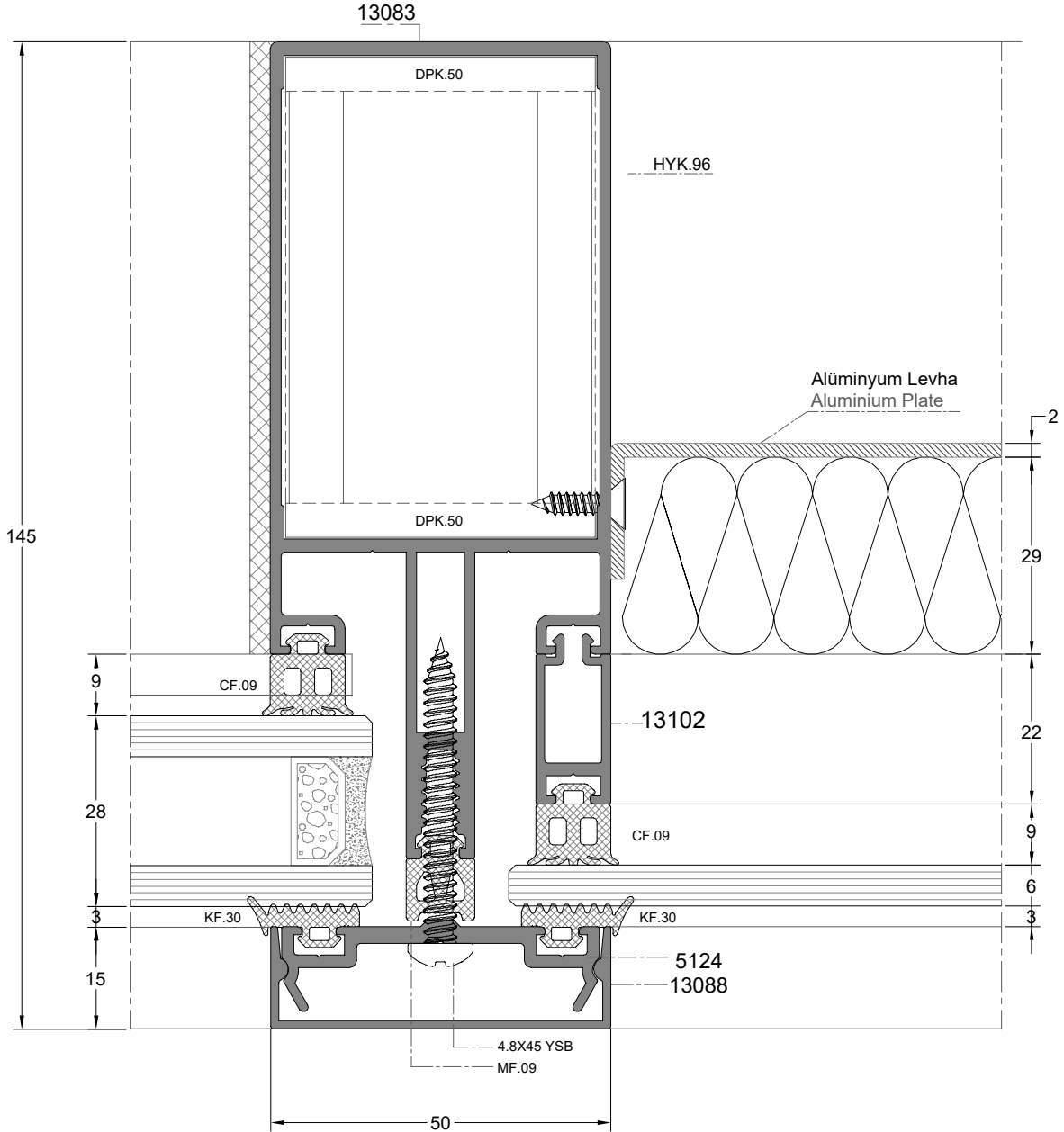
YARI KAPAKLI CEPHE SPANDREL BÖLGE DÜŞEY DETAYI
(DÜŞEY : KAPAKLI , YATAY : SİLİKON)

SEMI COVERED FACADE SPANDREL VERTICAL DETAIL
VERTICAL : COVERED, HORIZONTAL : STRUCTURAL



İÇ
(INSIDE)

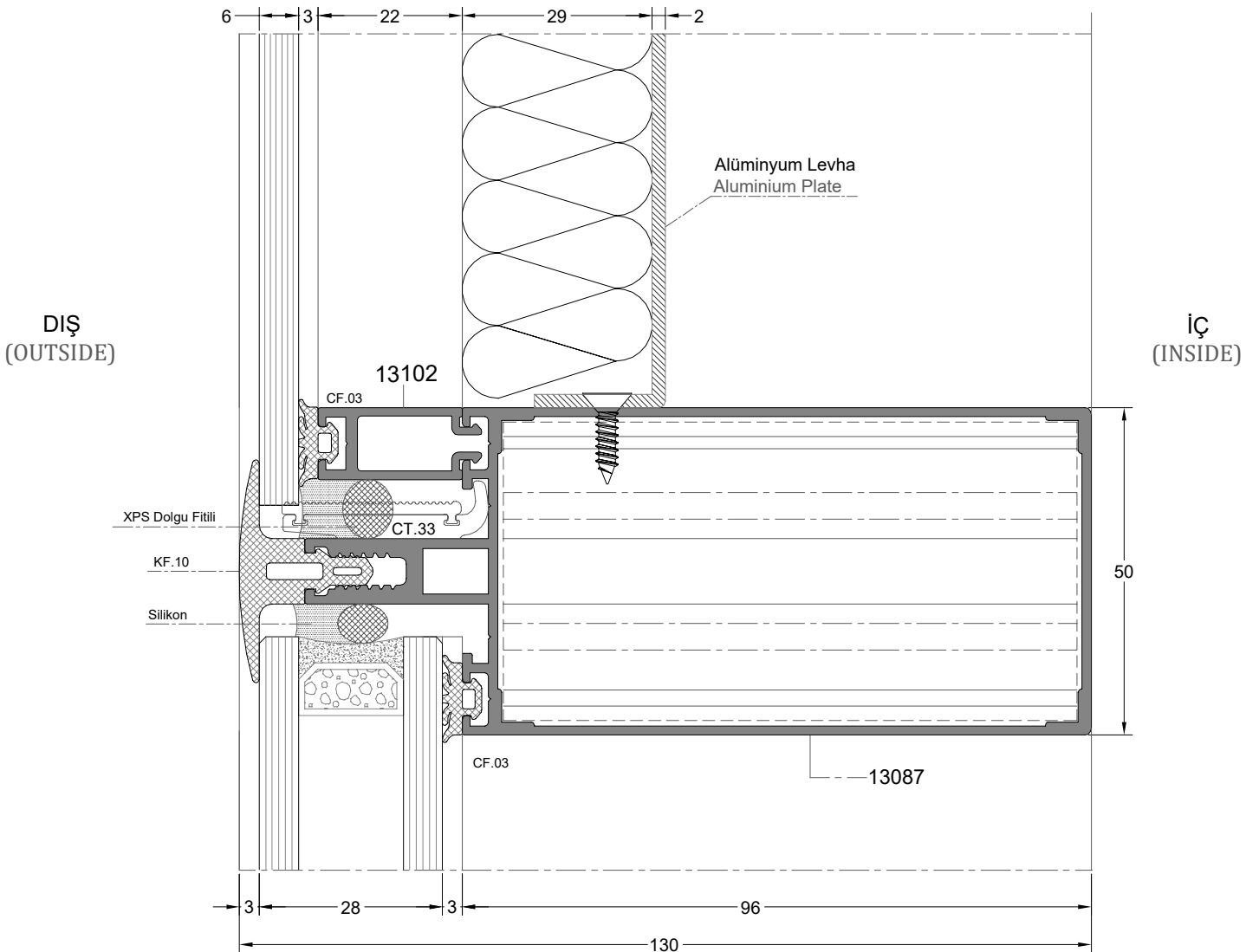
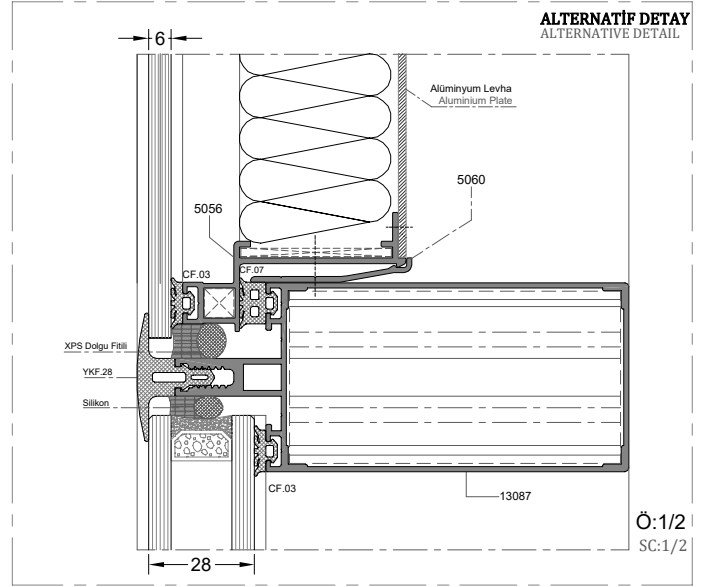
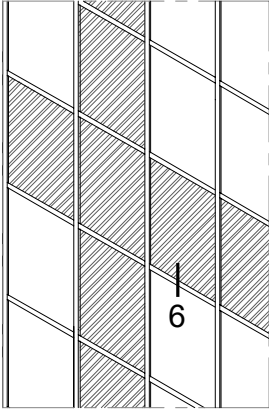
Ö:1/2
SC:1/2

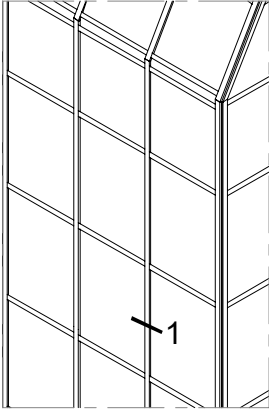


DIŞ
(OUTSIDE)

D-5

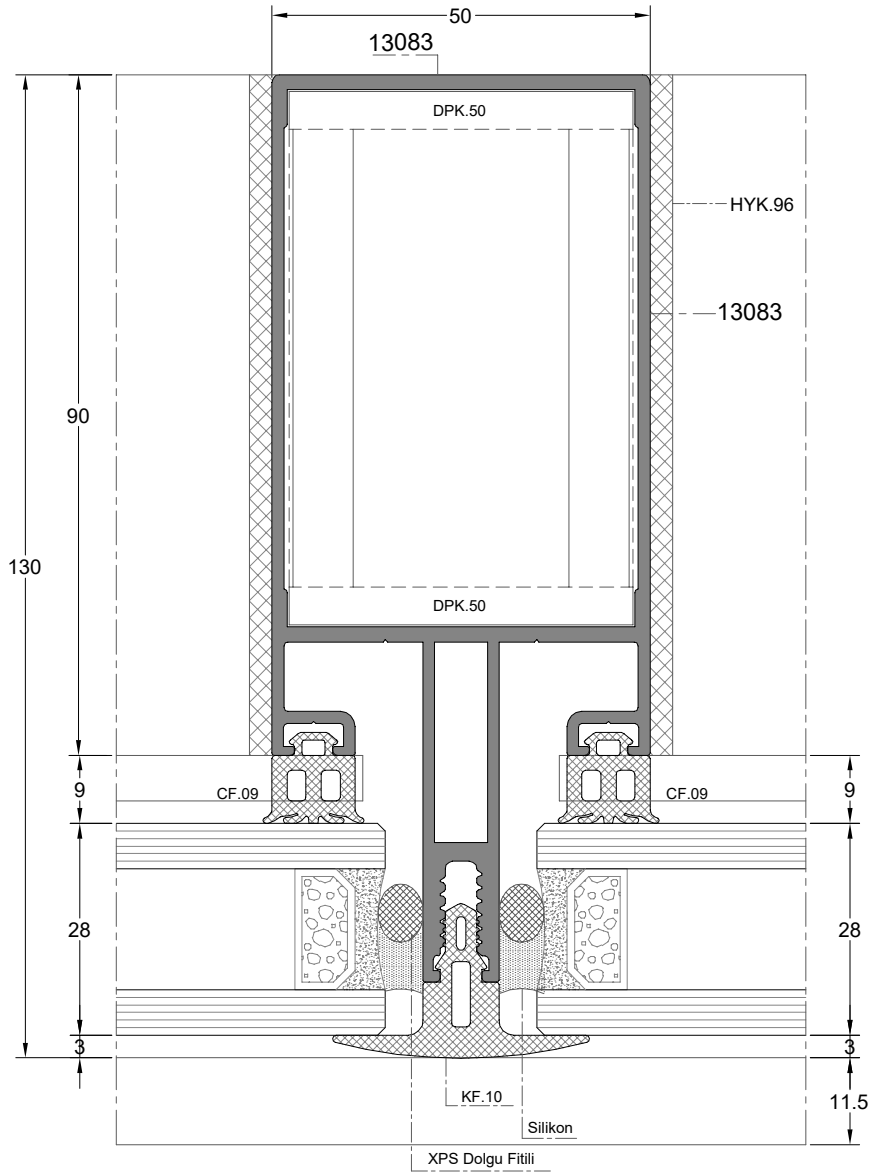
YARI KAPAKLI CEPHE SPANDREL BÖLGE YATAY DETAYI
(DÜŞEY : KAPAKLI , YATAY : SİLİKON)
SEMI COVERED FACADE SPANDREL HORIZONTAL DETAIL
VERTICAL : COVERED, HORIZONTAL : STRUCTURAL





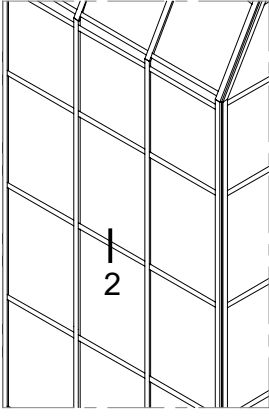
YARI KAPAKLI CEPHE DÜŞEY DETAYI
(DÜŞEY : SİLİKON , YATAY : KAPAKLI)
SEMI COVERED FACADE VERTICAL DETAIL
VERTICAL : STRUCTURAL, HORIZONTAL : COVERED

İÇ
(INSIDE)

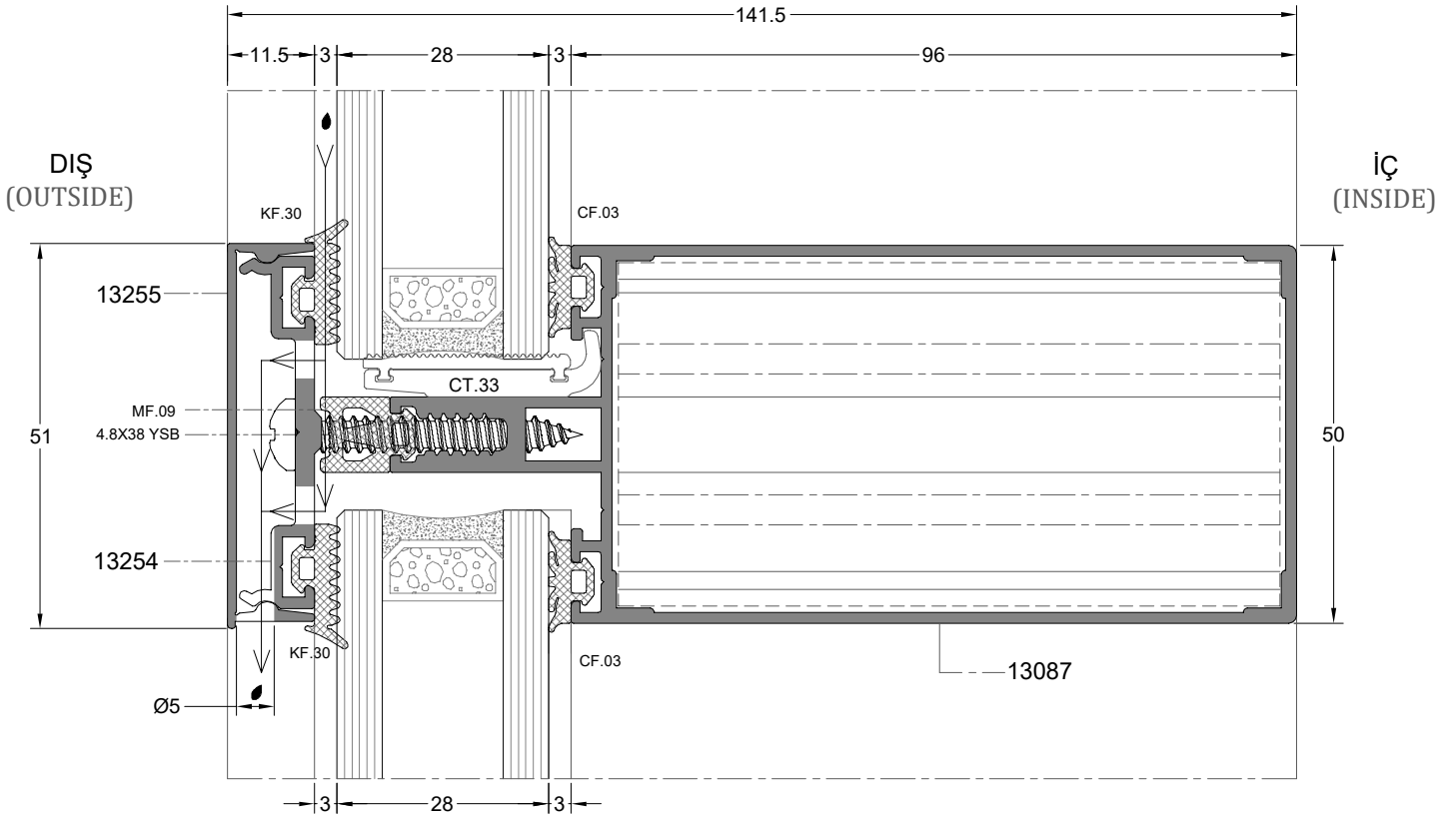


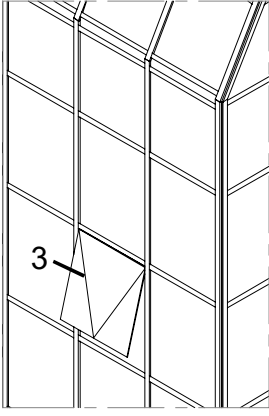
DIŞ
(OUTSIDE)

D-1



YARI KAPAKLI CEPHE YATAY DETAYI
(DÜŞEY : SİLİKON , YATAY : KAPAKLI)
SEMI COVERED FACADE HORIZONTAL DETAIL
VERTICAL : STRUCTURAL, HORIZONTAL : COVERED

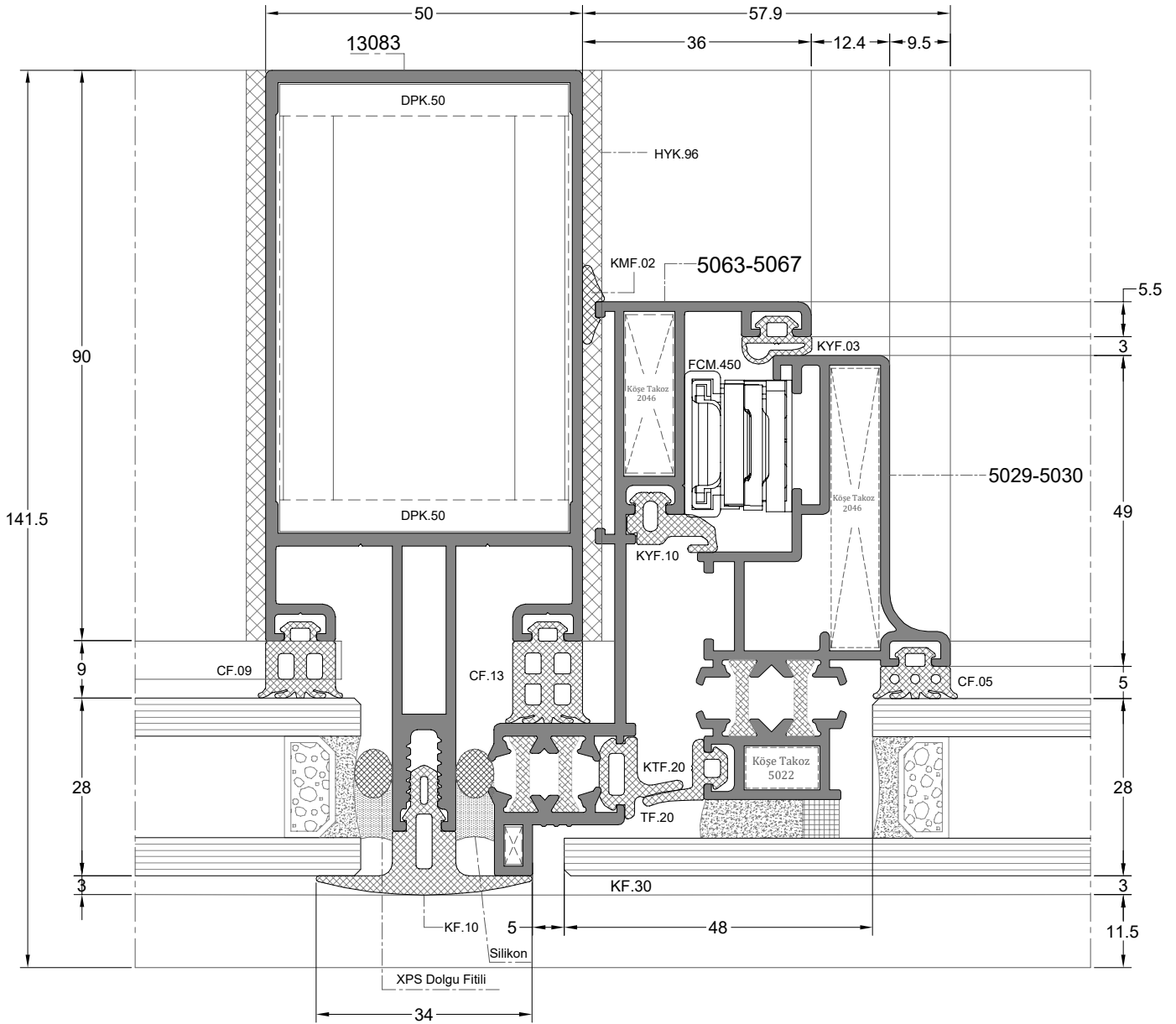




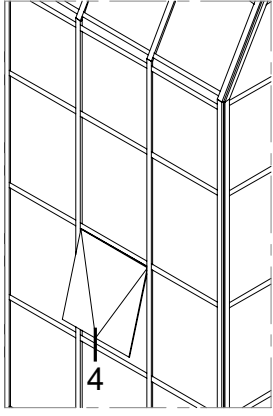
**YARI KAPAKLI CEPHE AÇILIR KANAT DÜŞEY DETAYI
(DÜŞEY : SİLİKON , YATAY : KAPAKLI)**

SEMI COVERED FACADE OUTWARD OPENING SASH VERTICAL DETAIL
VERTICAL : STRUCTURAL, HORIZONTAL : COVERED

İÇ
(INSIDE)

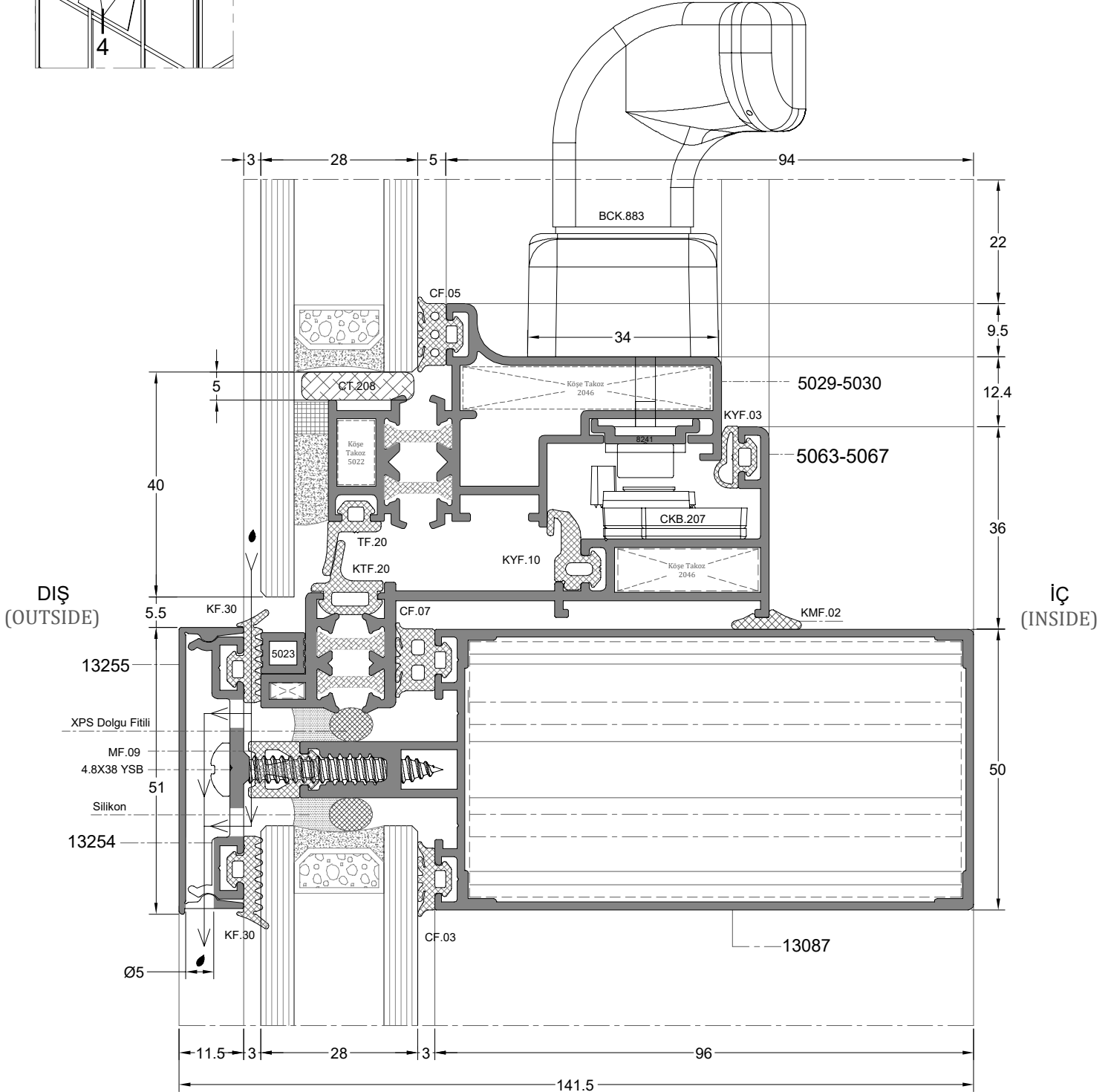


DIŞ
(OUTSIDE)



YARI KAPAKLI CEPHE AÇILIR KANAT YATAY DETAYI
(DÜŞEY : SİLİKON , YATAY : KAPAKLI)

SEMI COVERED FACADE OUTWARD OPENING SASH HORIZONTAL DETAIL
VERTICAL : STRUCTURAL, HORIZONTAL : COVERED

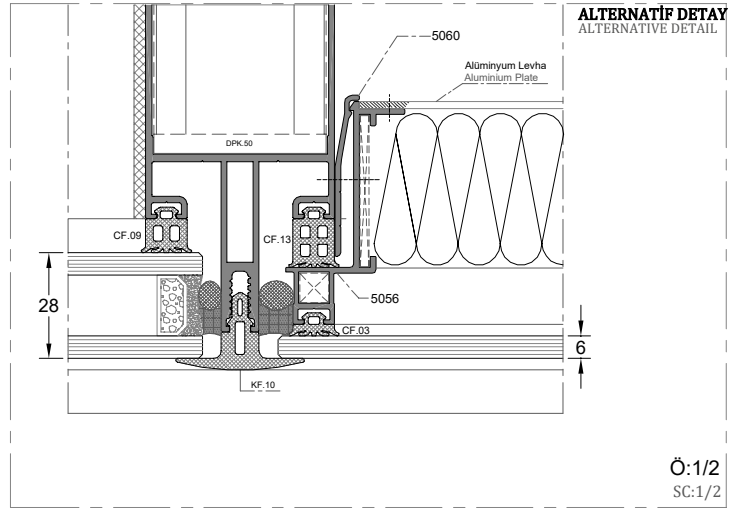
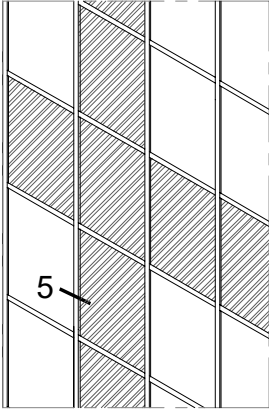


YARI KAPAKLI CEPHE SPANDREL BÖLGE DÜŞEY DETAYI

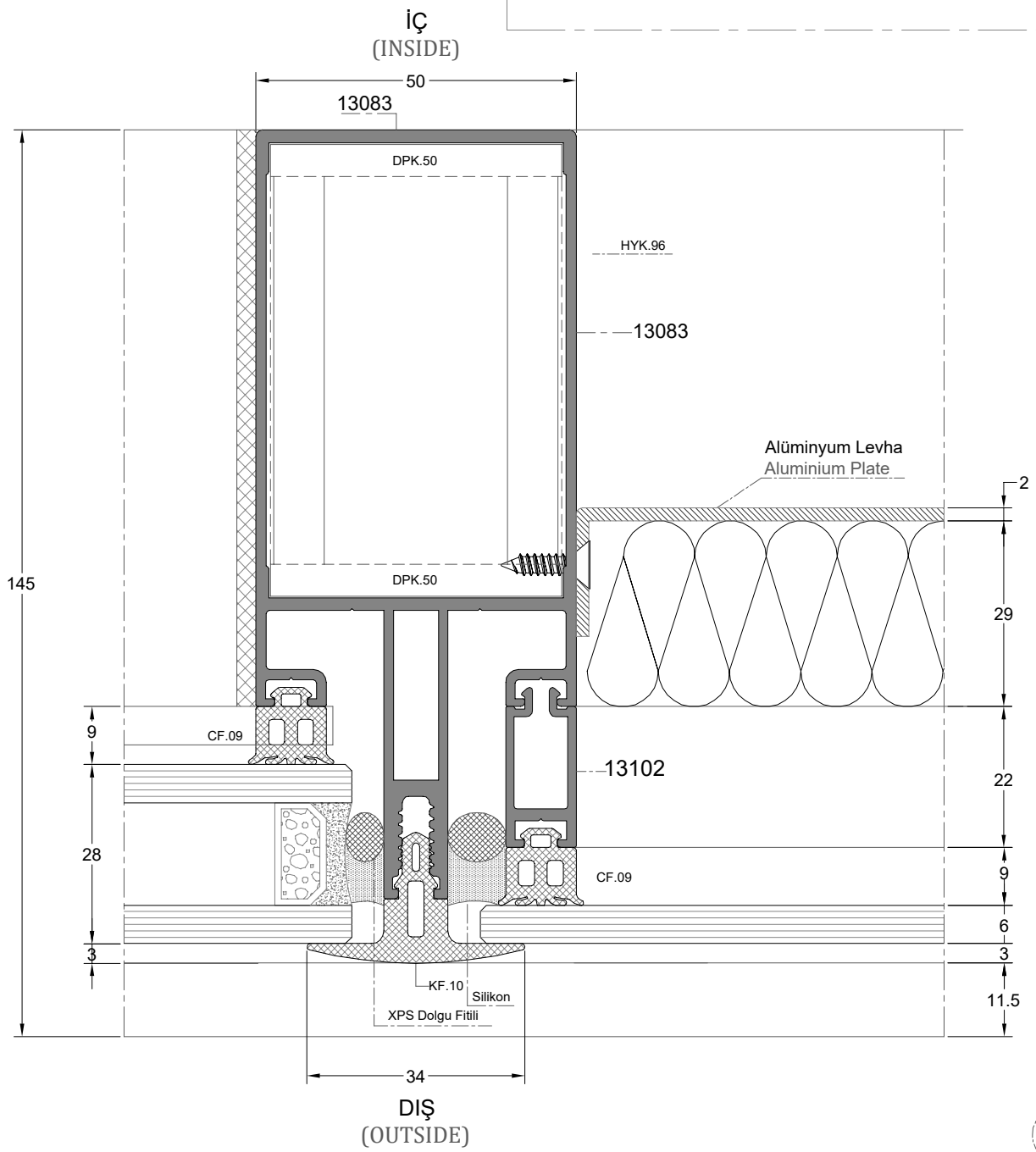
(DÜŞEY : SİLİKON , YATAY : KAPAKLI)

SEMI COVERED FACADE SPANDREL VERTICAL DETAIL

VERTICAL : STRUCTURAL , HORIZONTAL : COVERED

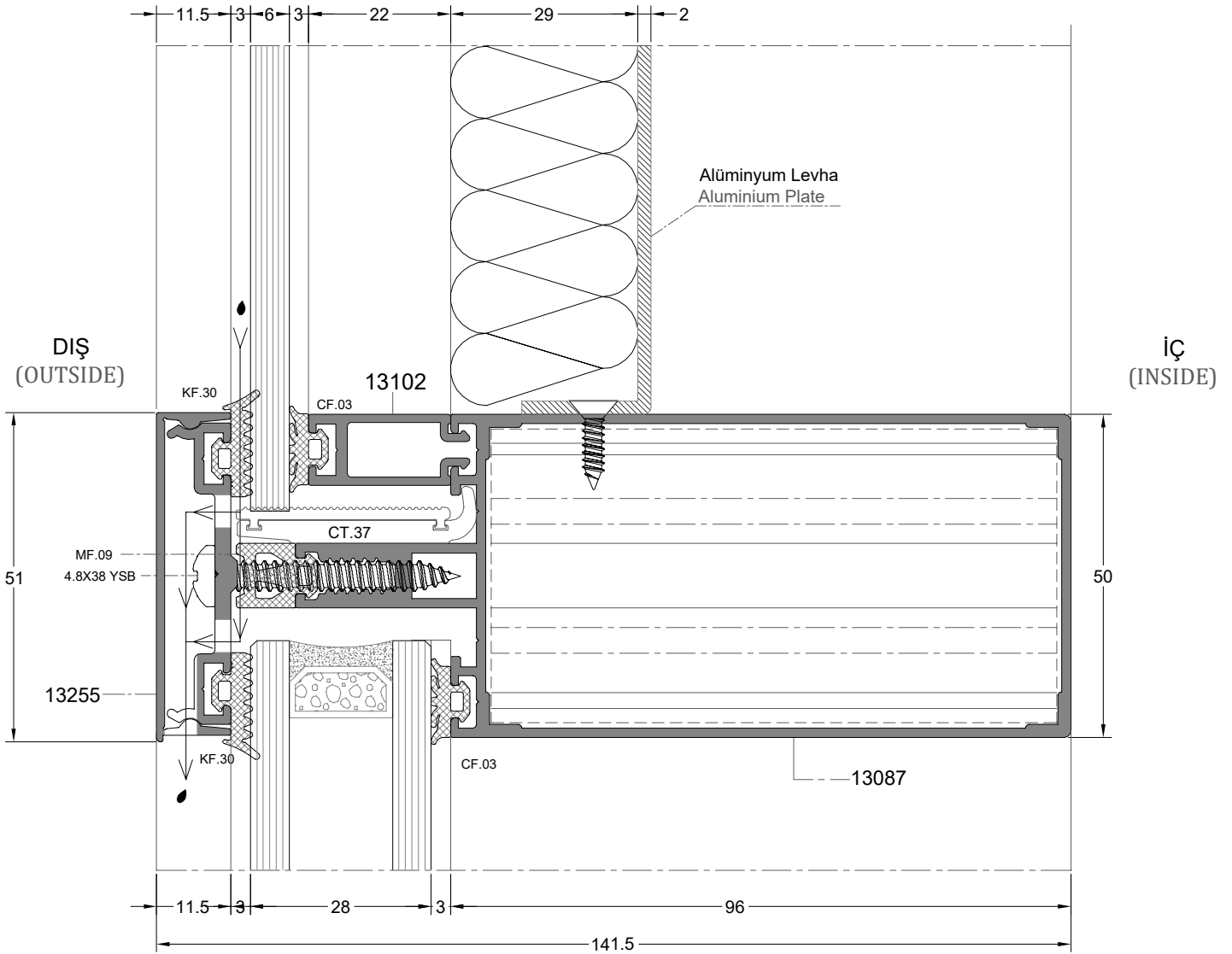
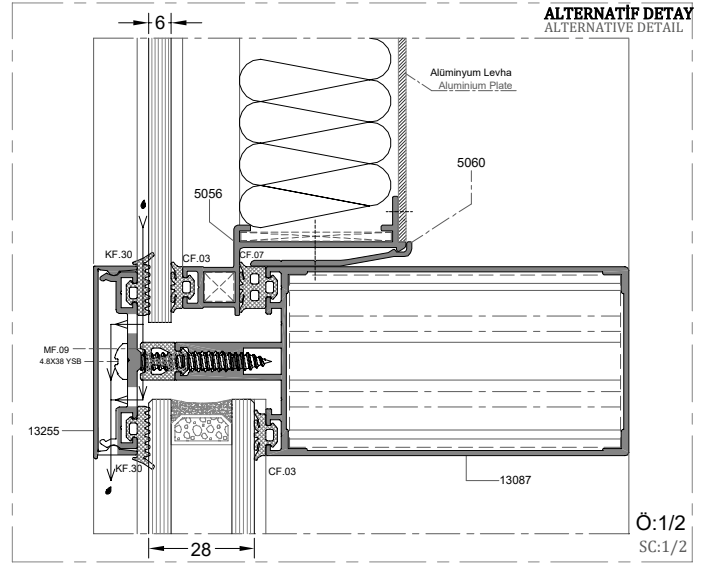
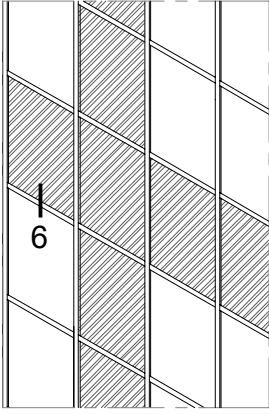


Ö:1/2
SC:1/2

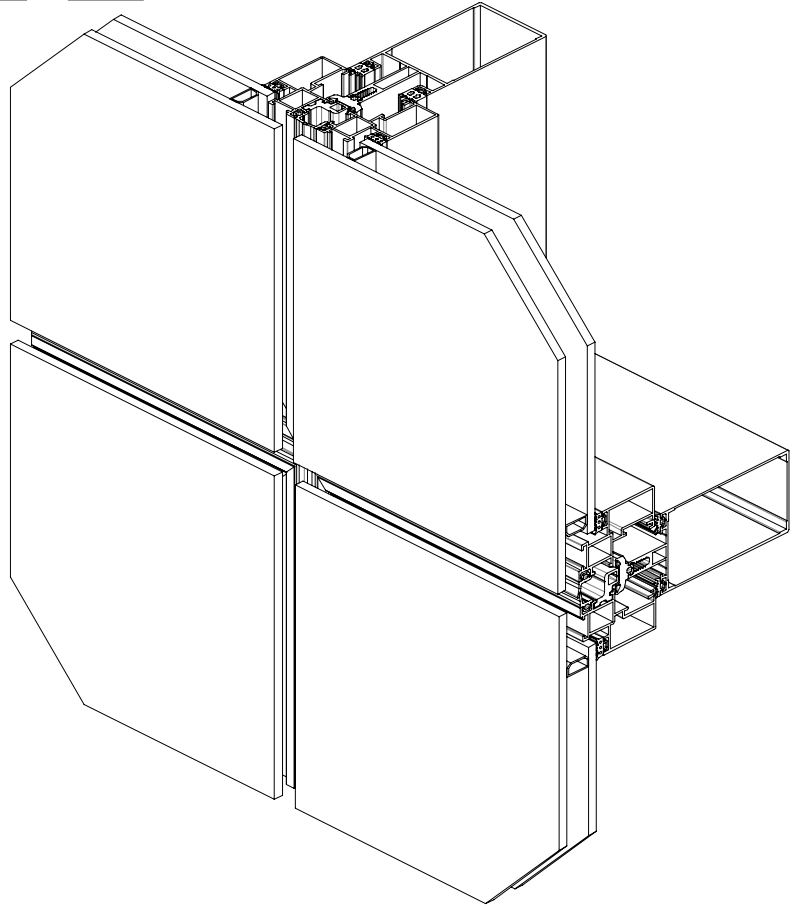


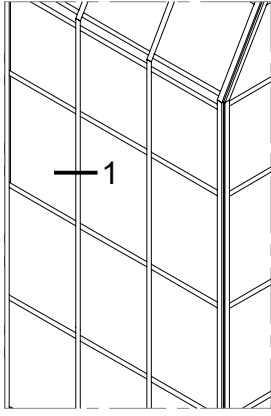
D-5

YARI KAPAKLI CEPHE SPANDREL BÖLGE YATAY DETAYI
(DÜŞEY : KAPAKLI , YATAY : SİLİKON)
SEMI COVERED FACADE SPANDREL HORIZONTAL DETAIL
VERTICAL : STRUCTURAL, HORIZONTAL : COVERED

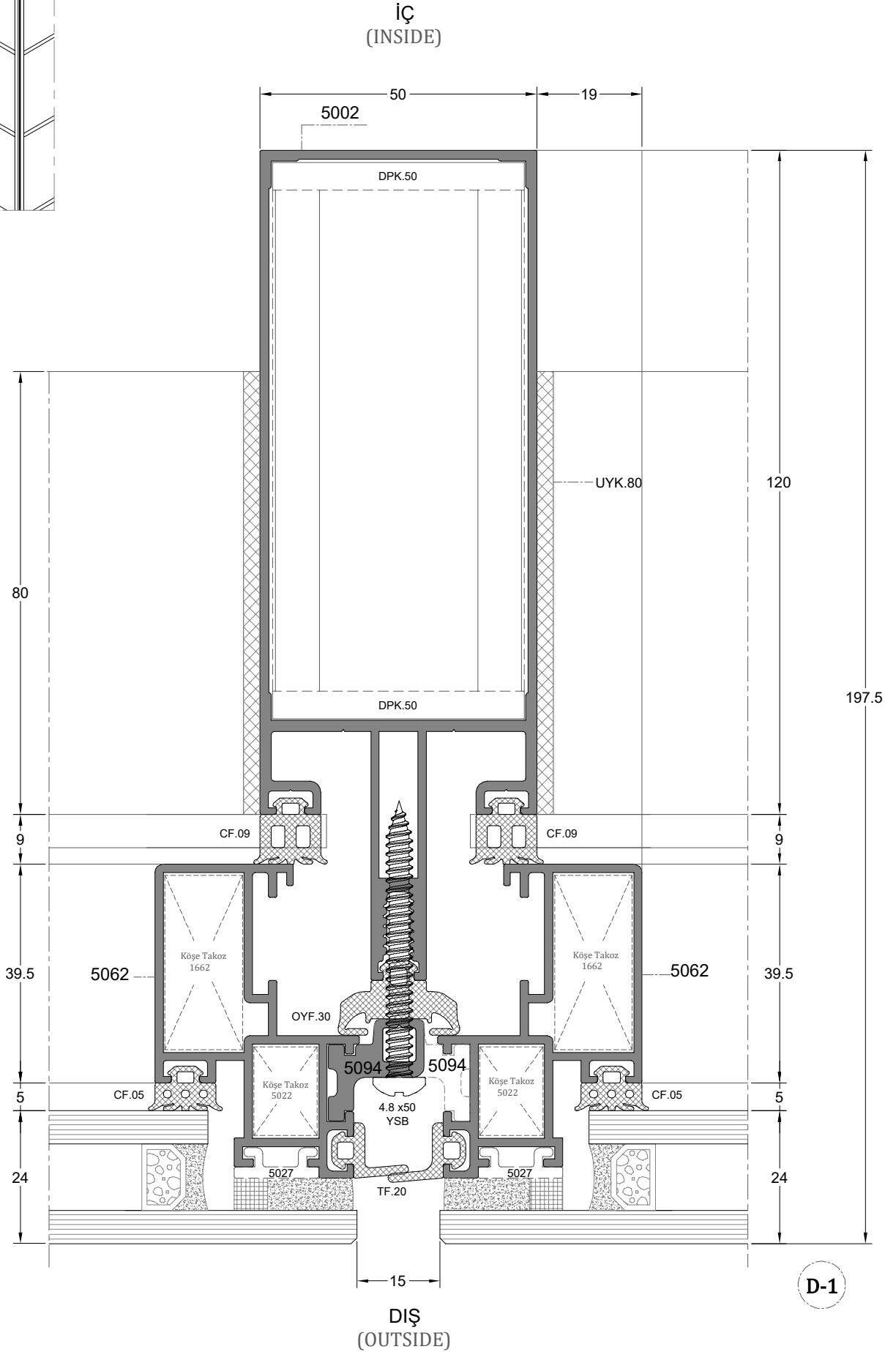


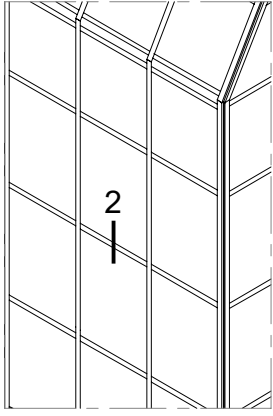
FS50 KASETLİ SİLİKON CEPHE FS50 FACADE WITH STRUCTURAL CASSETTE



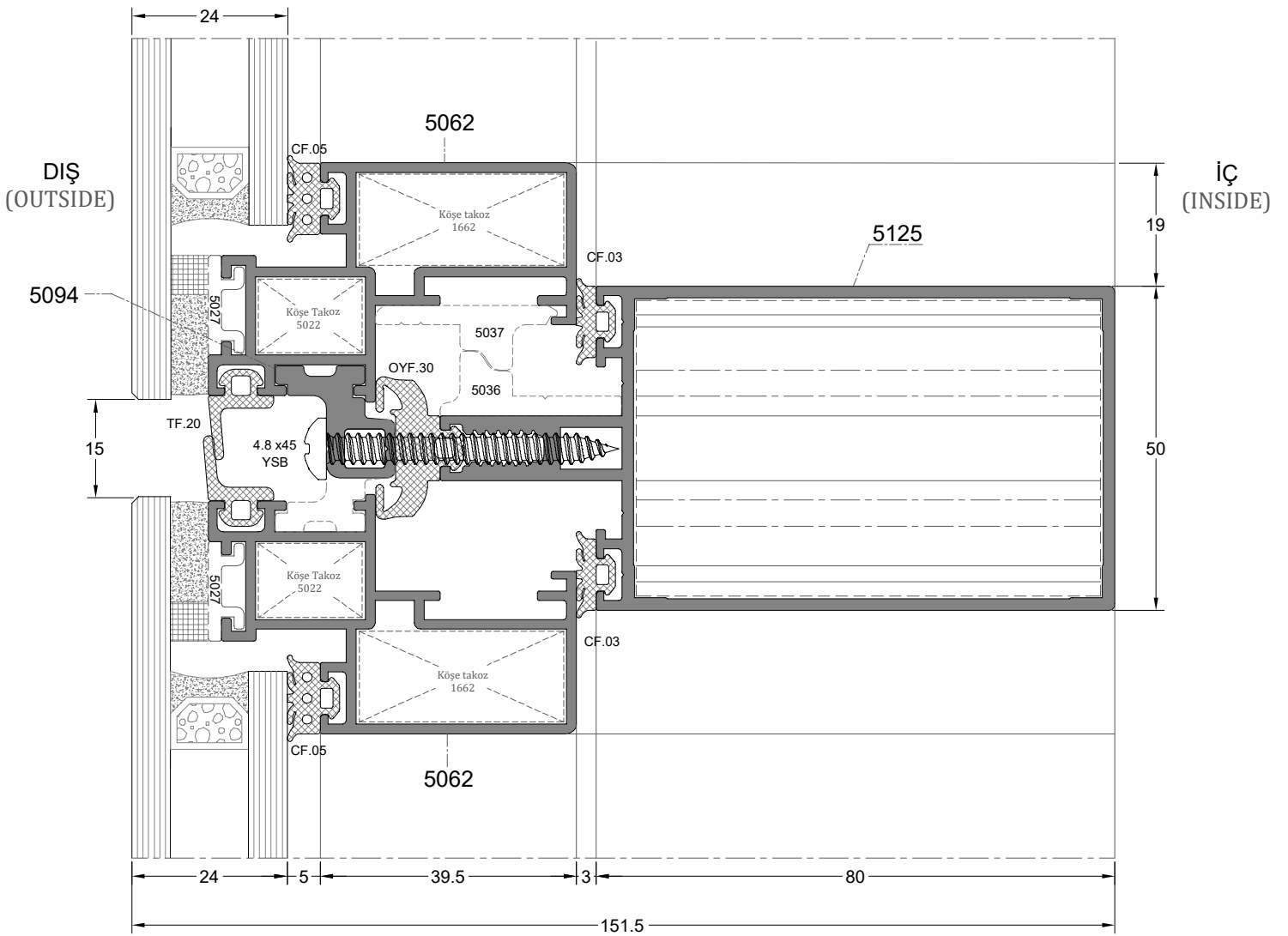


KASETLİ SİLİKON CEPHE DÜŞEY DETAYI
STRUCTURAL CASSETTE VERTICAL DETAIL

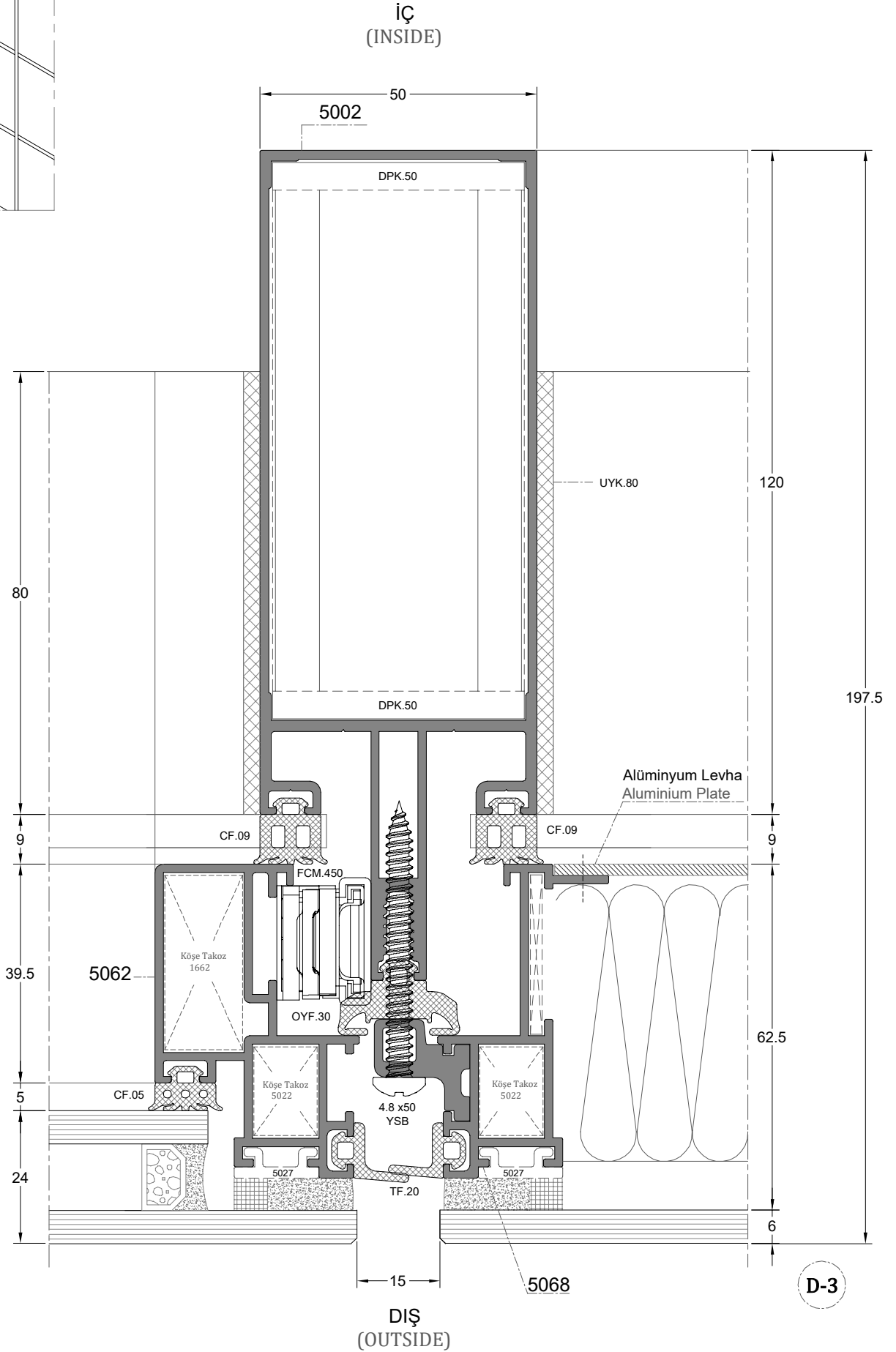
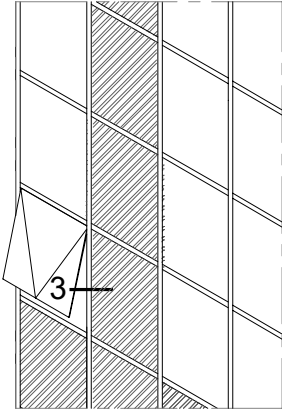




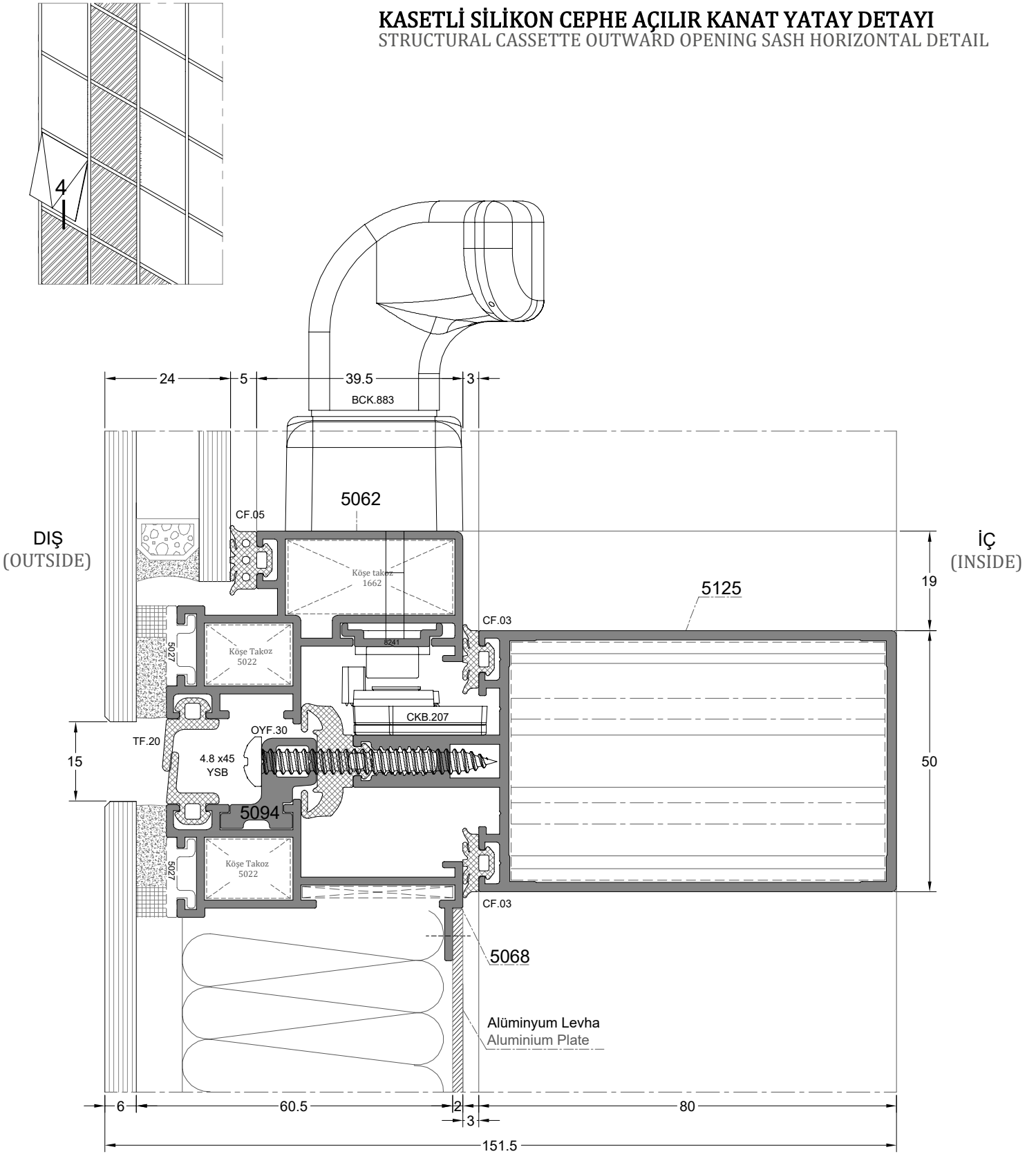
KASETLİ SİLİKON CEPHE YATAY DETAYI
STRUCTURAL CASSETTE VERTICAL DETAIL



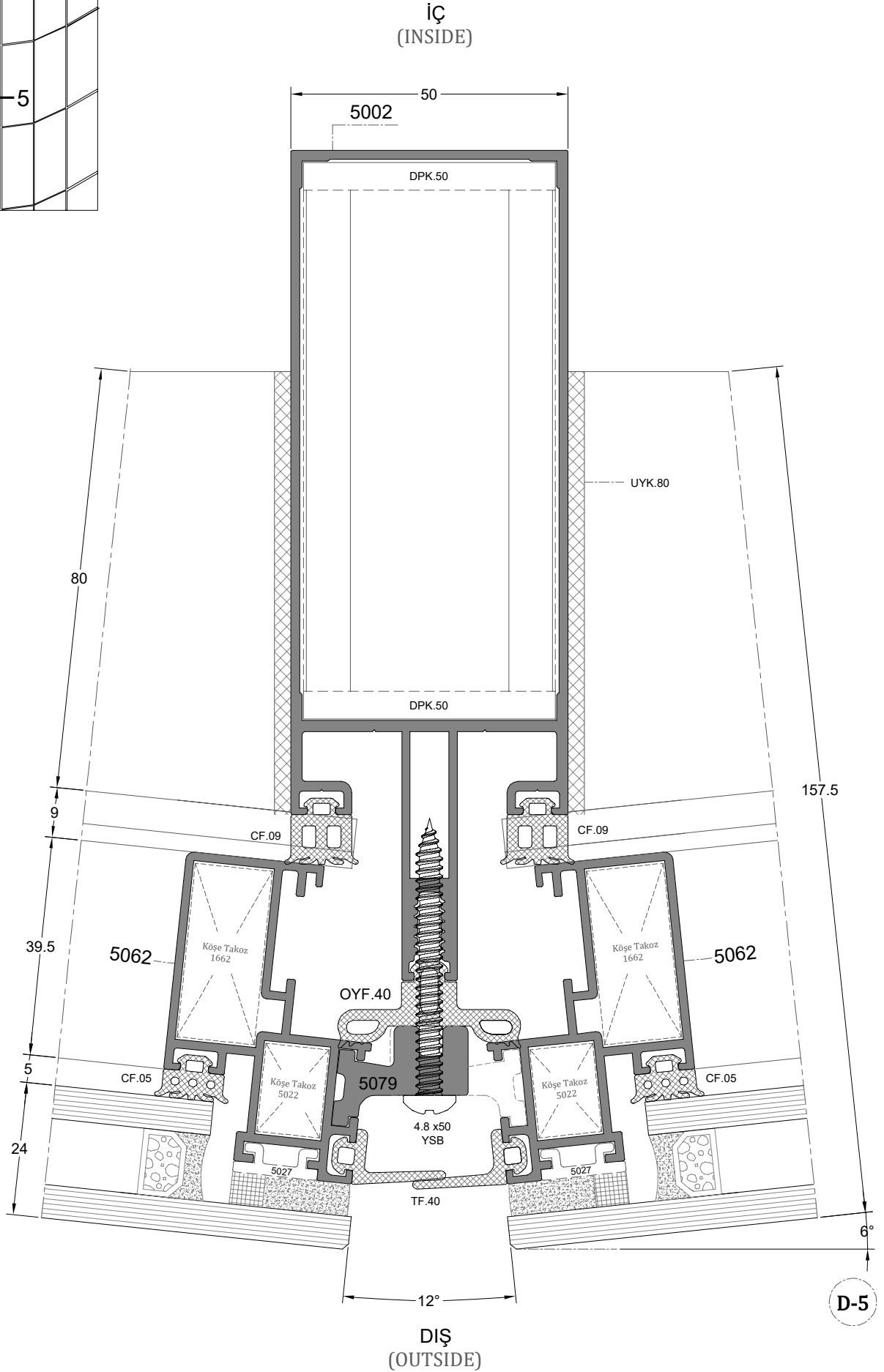
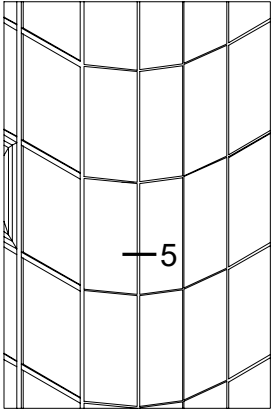
KASETLİ SİLİKON CEPHE AÇILIR KANAT DÜŞEY DETAYI
STRUCTURAL CASSETTE OUTWARD OPENING SASH VERTICAL DETAIL



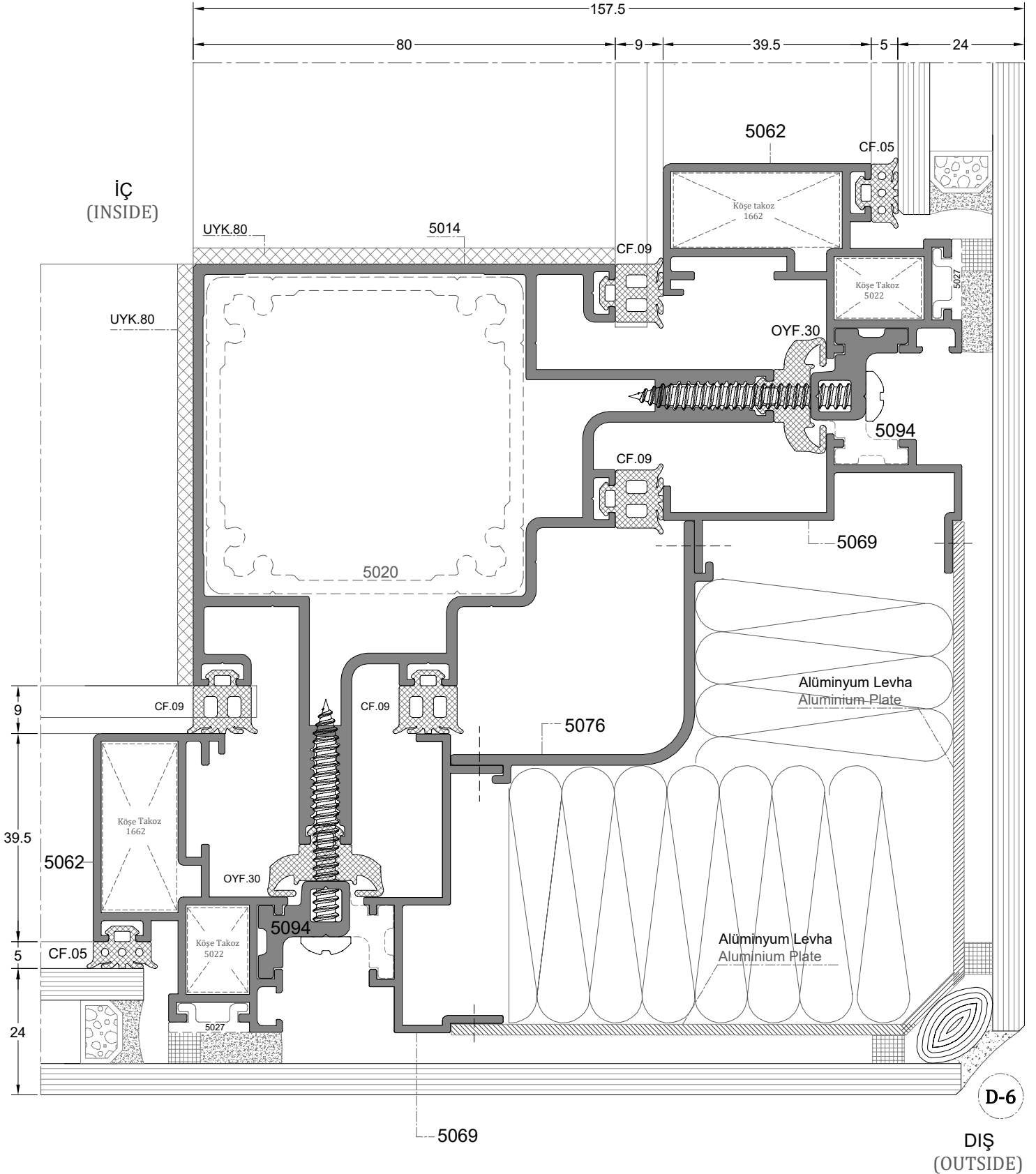
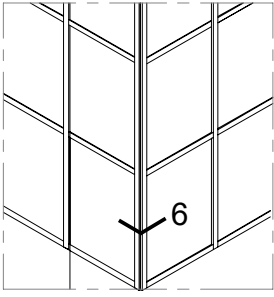
KASETLİ SİLİKON CEPHE AÇILIR KANAT YATAY DETAYI
STRUCTURAL CASSETTE OUTWARD OPENING SASH HORIZONTAL DETAIL



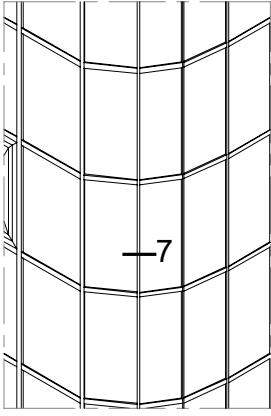
KASETLİ SİLİKON CEPHE OVAL DÖNÜŞ DÜŞEY DETAYI
STRUCTURAL CASSETTE OVAL CORNER VERTICAL DETAIL



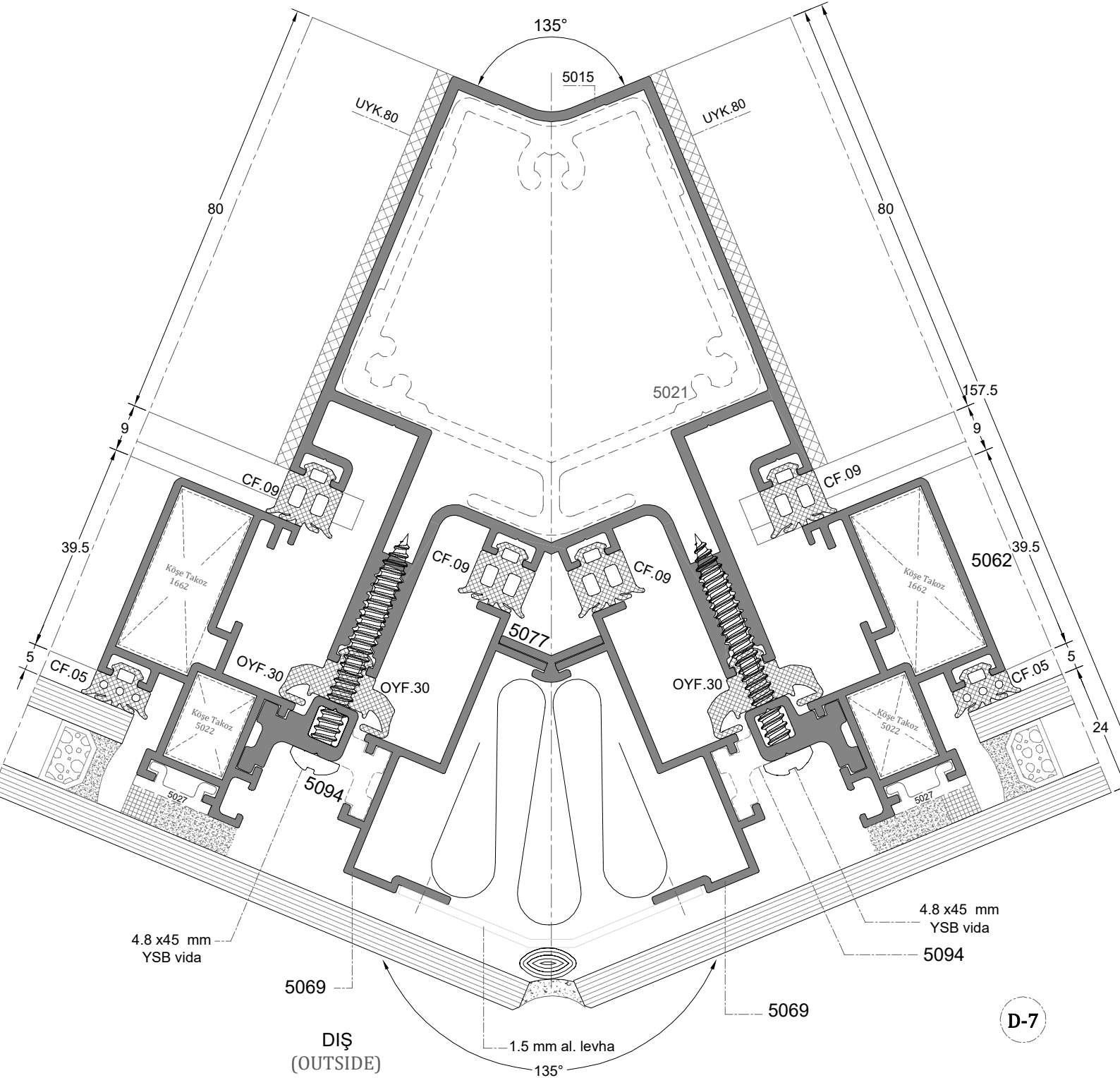
90° KÖŞE DÖNÜŞ KASETLİ SİLİKON CEPHE DETAYI
90° CORNER STRUCTURAL CASSETTE VERTICAL DETAIL



135° KÖŞE DÖNÜŞ KASETLİ SİLİKON CEPHE DETAYI
135° CORNER STRUCTURAL CASSETTE VERTICAL DETAIL



İÇ
(INSIDE)



4.8 x45 mm
YSB vida

4.8 x45 mm
YSB vida

5094

5069

5069

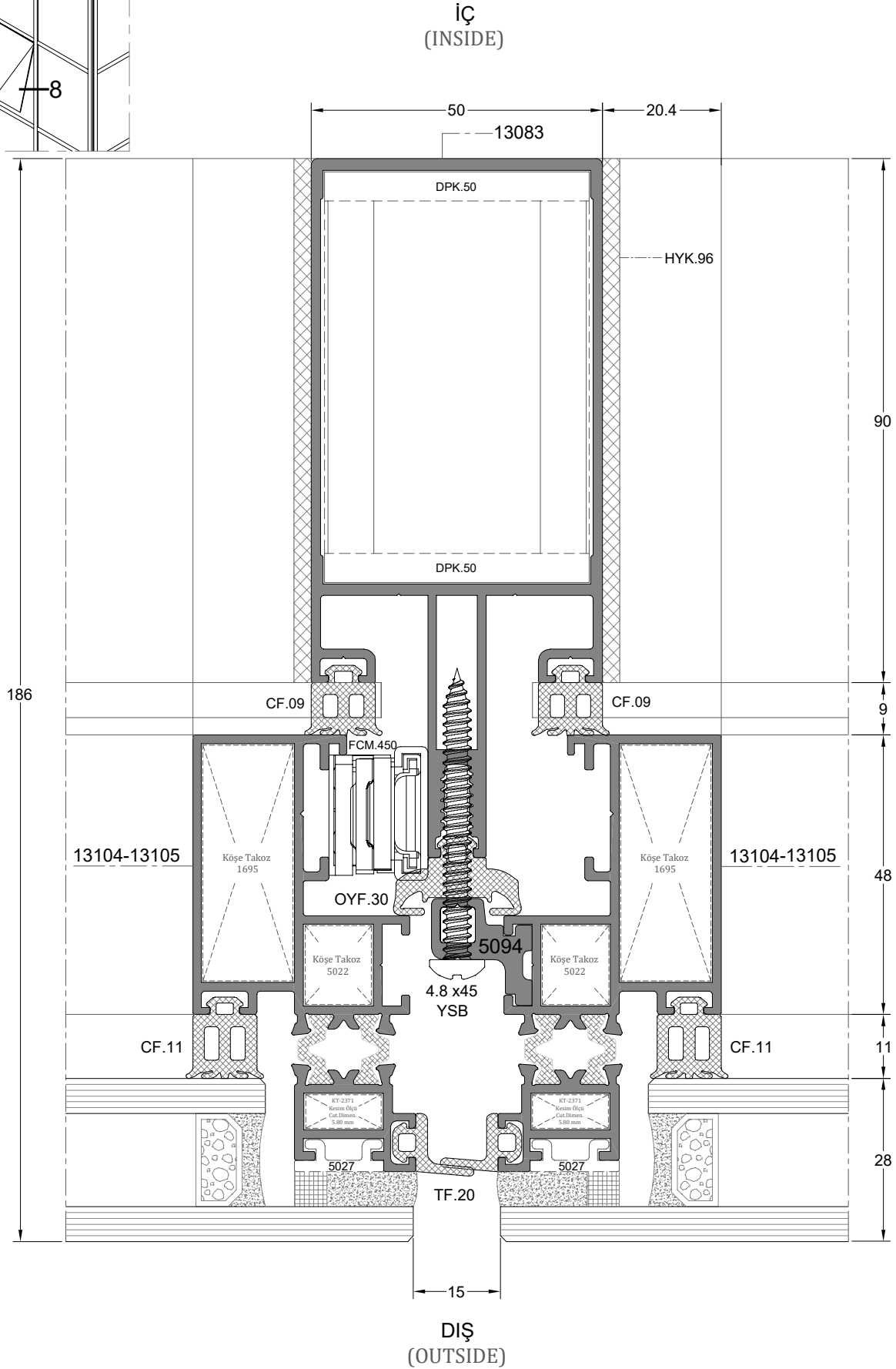
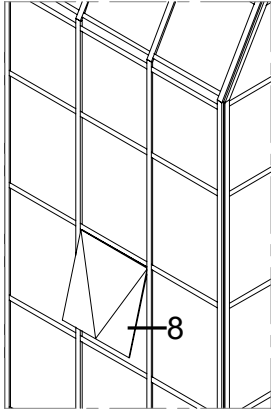
DIŞ
(OUTSIDE)

1.5 mm al. levha

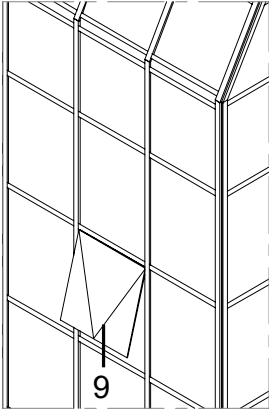
135°

D-7

**KASETLİ SİLİKON CEPHE AÇILIR KANAT DÜŞEY DETAYI
(YALITIMLI KASET PROFİLİ)**
STRUCTURAL CASSETTE OUTWARD OPENING SASH VERTICAL DETAIL
(THERMAL BREAK CASSETTE PROFILE)

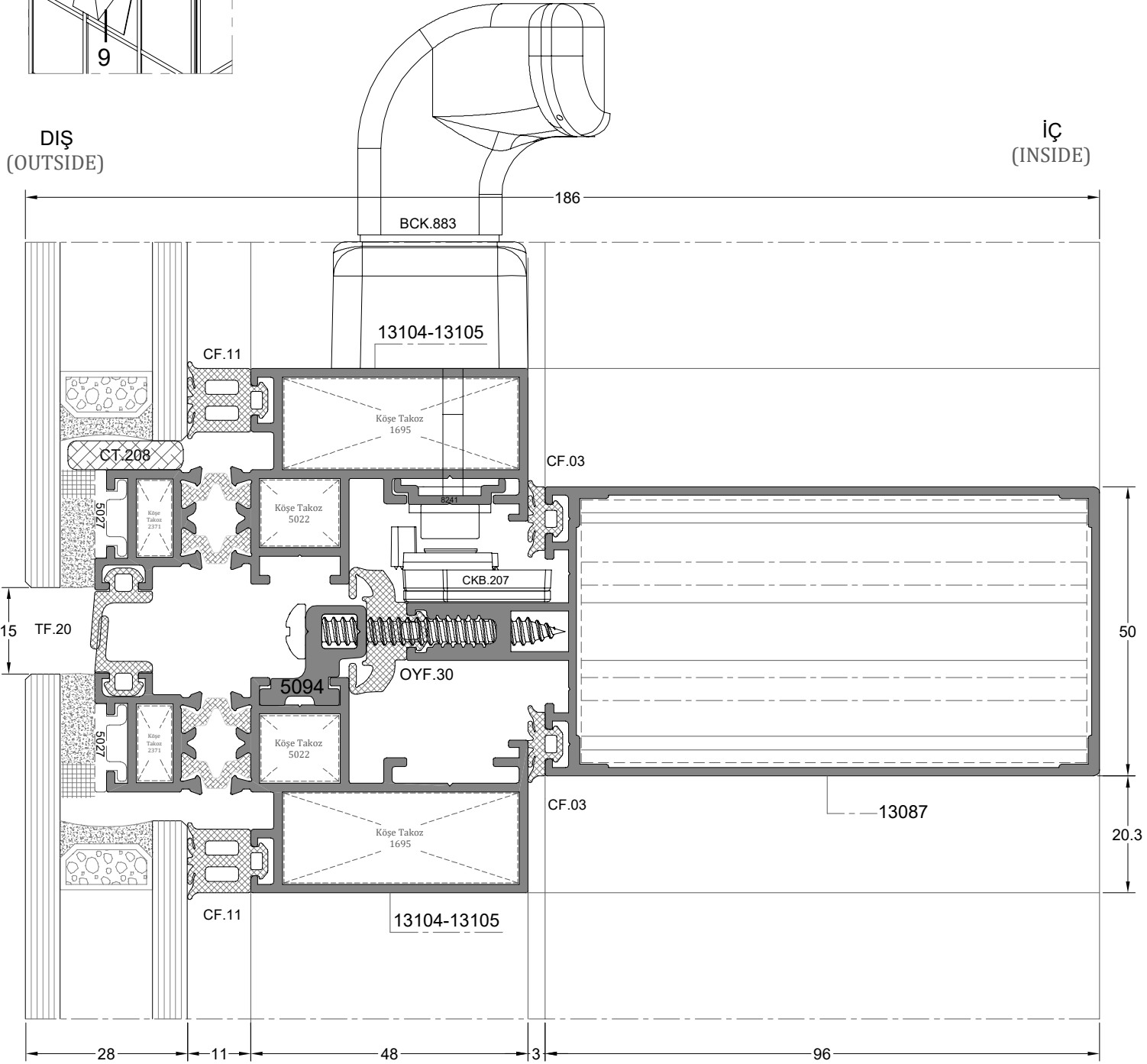


D-8

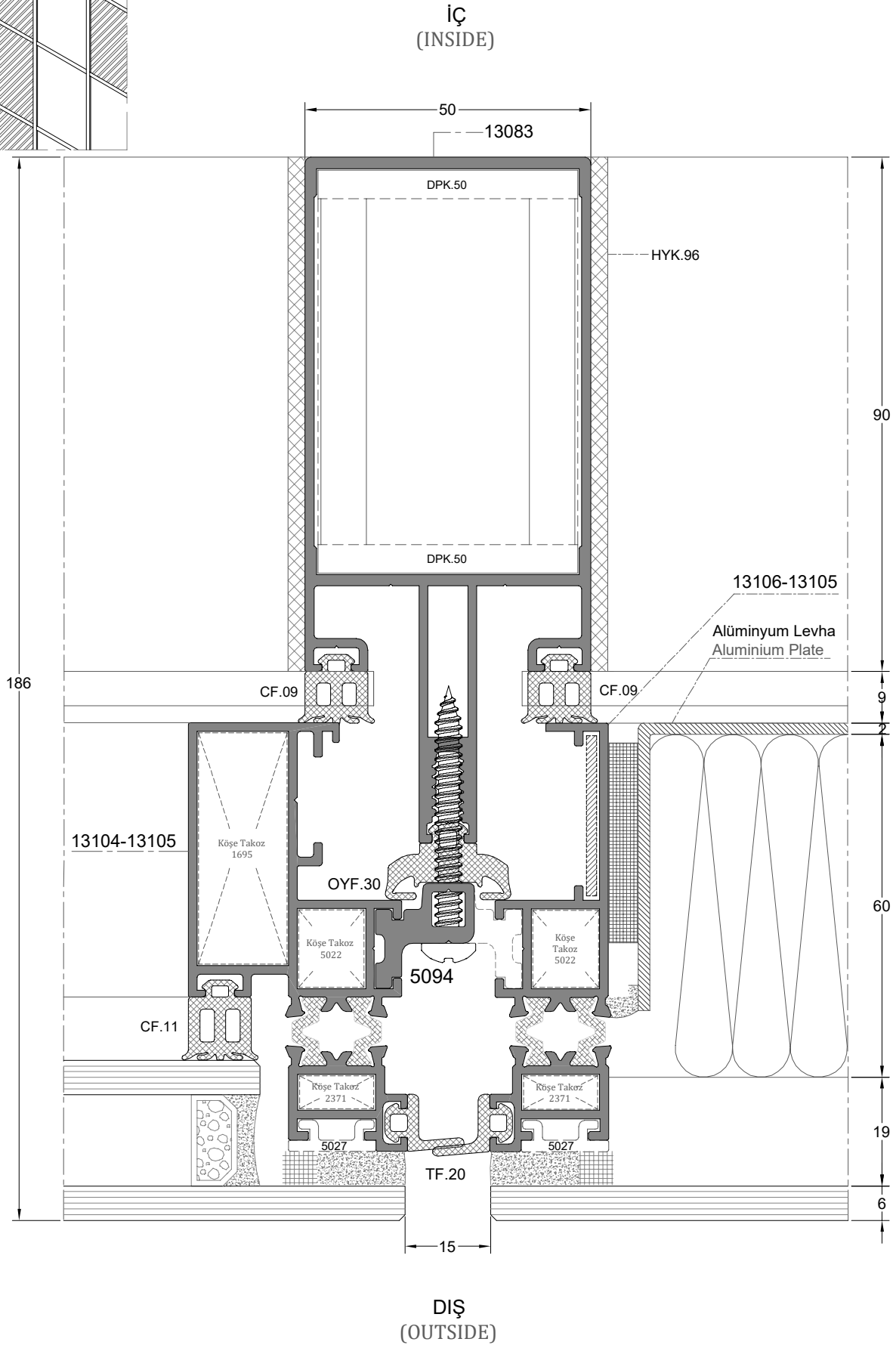
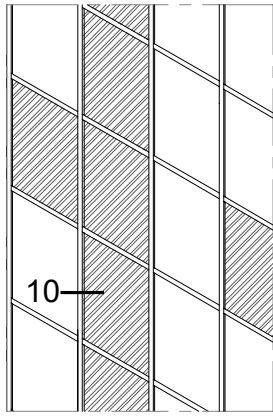


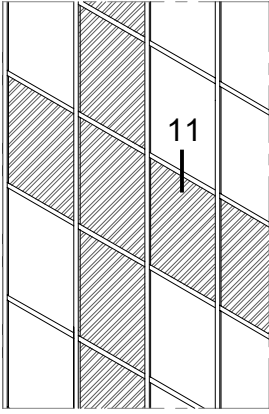
**KASETLİ SİLİKON CEPHE AÇILIR KANAT YATAY DETAYI
(YALITIMLI KASET PROFİLİ)**

STRUCTURAL CASSETTE OUTWARD OPENING SASH HORIZONTAL DETAIL
(THERMAL BREAK CASSETTE PROFILE)

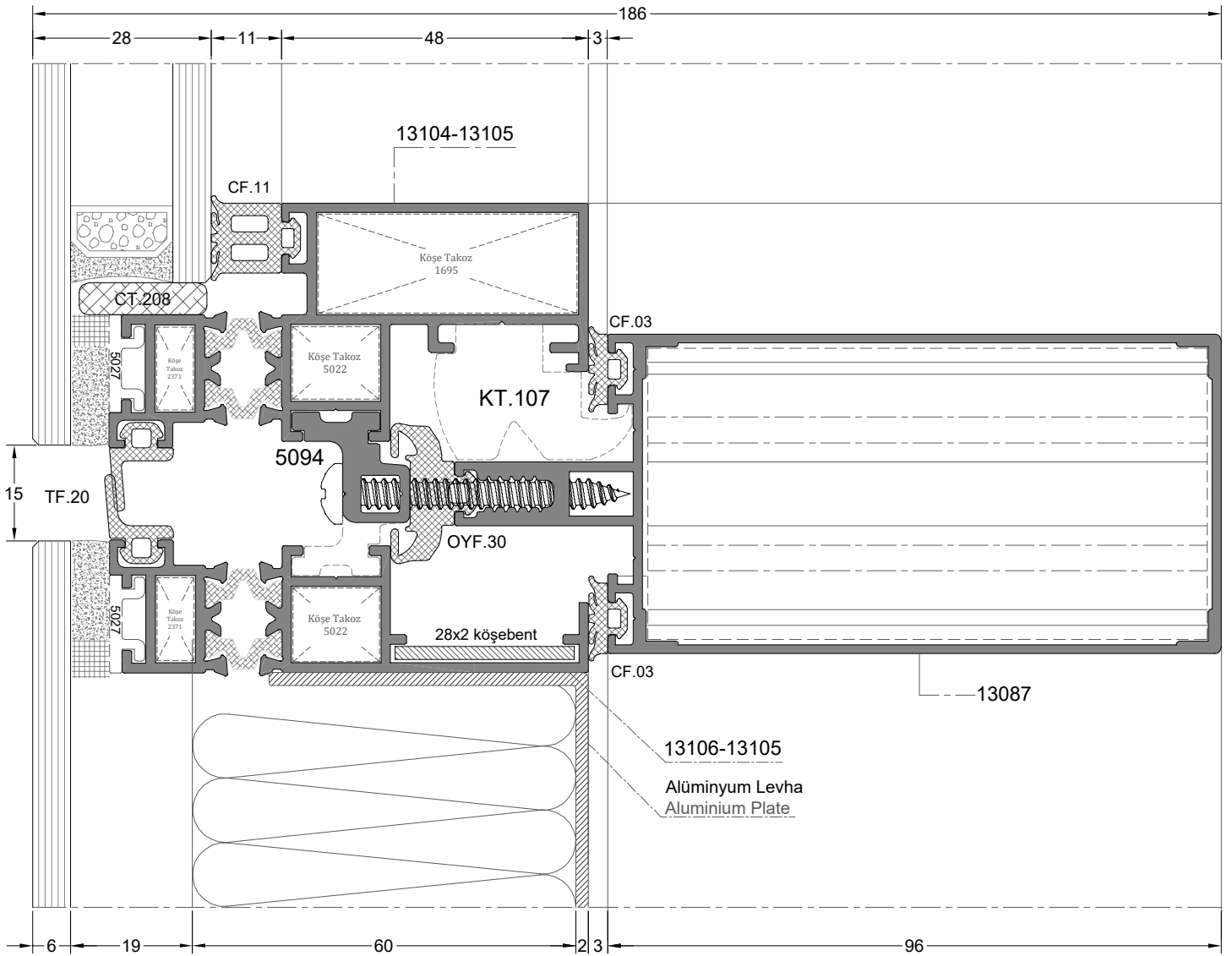


**KASETLİ SİLİKON CEPHE SPANDREL BÖLGE DÜŞEY DETAYI
(YALITIMLI KASET PROFİLİ)**
STRUCTURAL CASSETTE SPANDREL SECTION VERTICAL DETAIL
(THERMAL BREAK CASSETTE PROFILE)

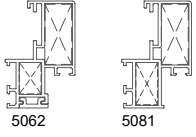




KASETLİ SİLİKON CEPHE SPANDREL BÖLGE YATAY DETAYI
(YALITIMLI KASET PROFİLİ)
STRUCTURAL CASSETTE SPANDREL SECTION HORIZONTAL DETAIL
(THERMAL BREAK CASSETTE PROFILE)

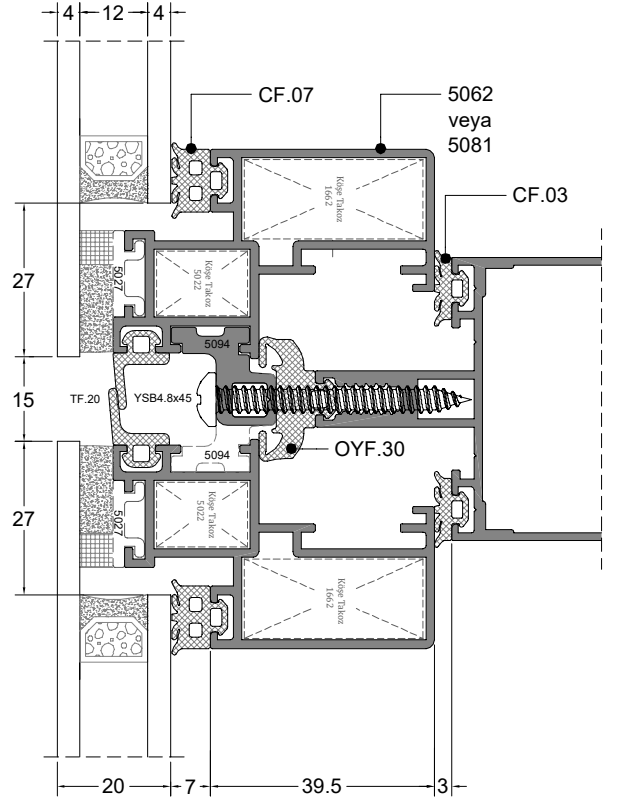
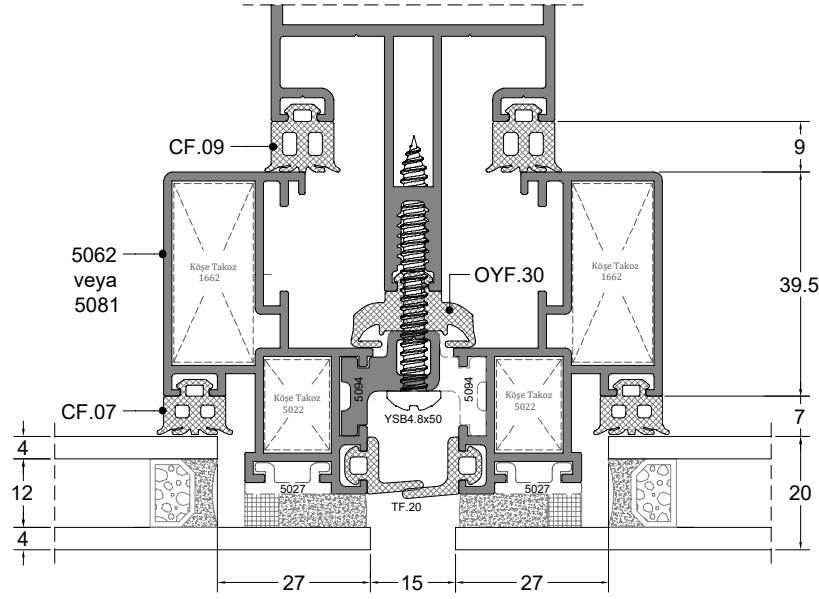


KULLANILAN KASET PROFİLLERİ
 CASSETTE PROFILES USED



20 MM

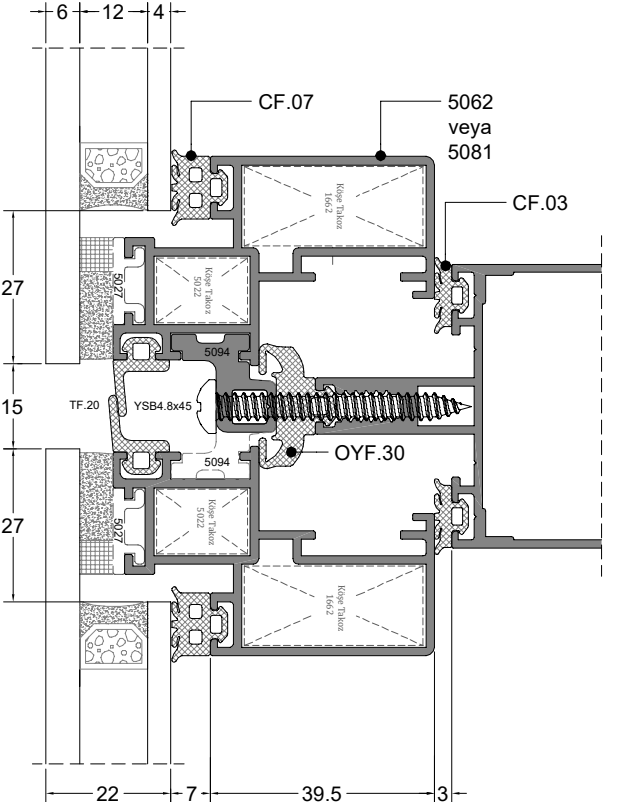
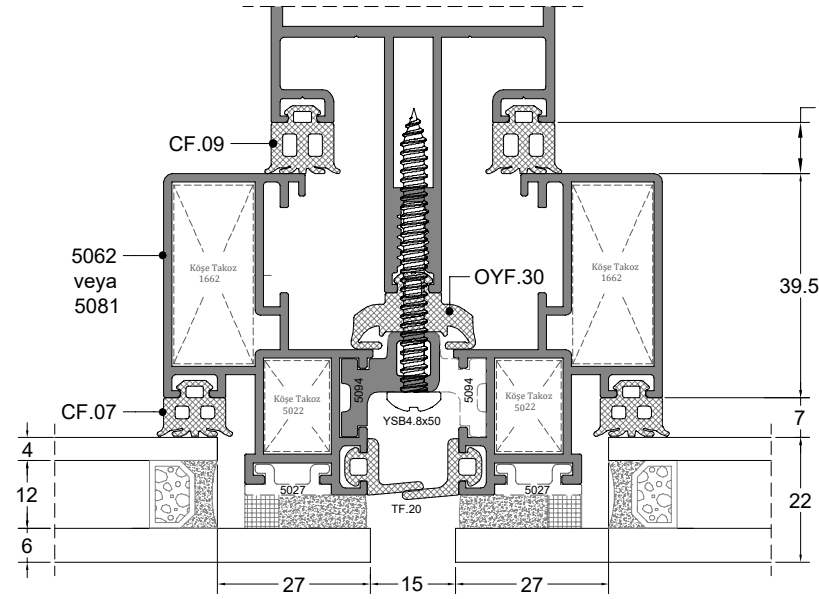
DÜŞEY DETAYI
 VERTICAL DETAIL



YATAY DETAYI
 HORIZONTAL DETAIL

22 MM

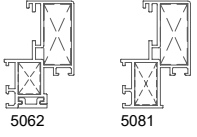
DÜŞEY DETAYI
 VERTICAL DETAIL



YATAY DETAYI
 HORIZONTAL DETAIL

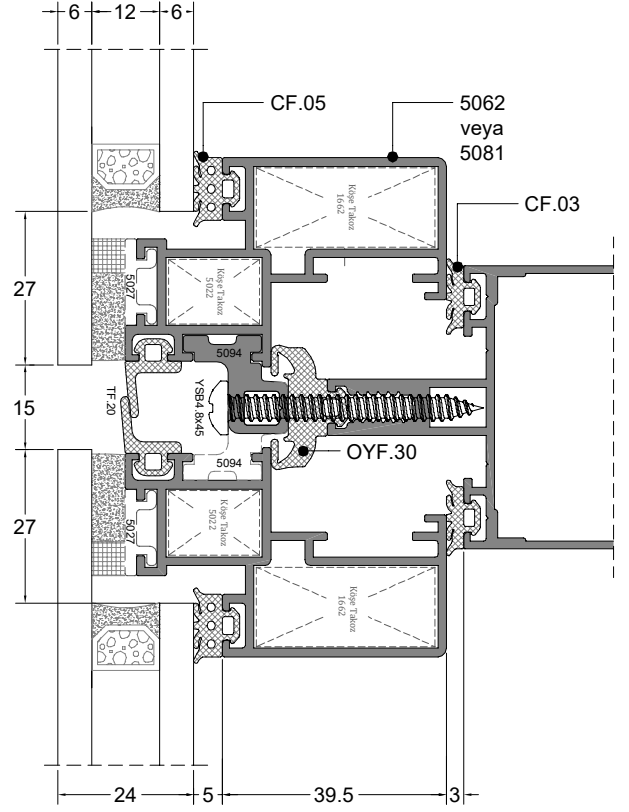
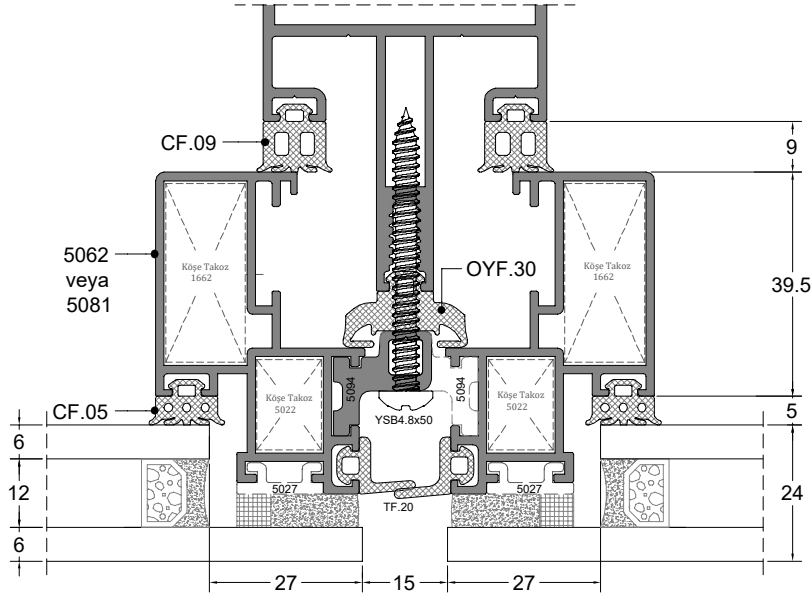


KULLANILAN KASET PROFİLLERİ
CASSETTE PROFILES USED



24 MM

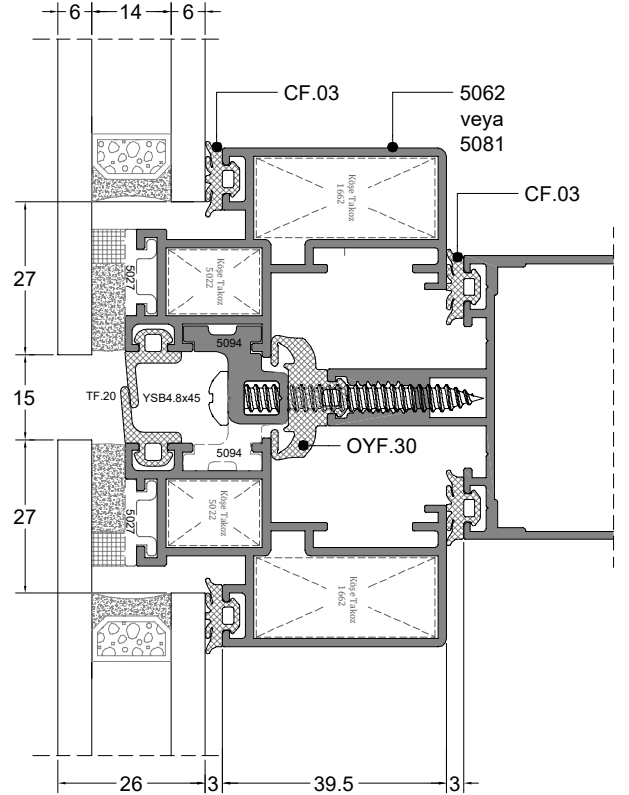
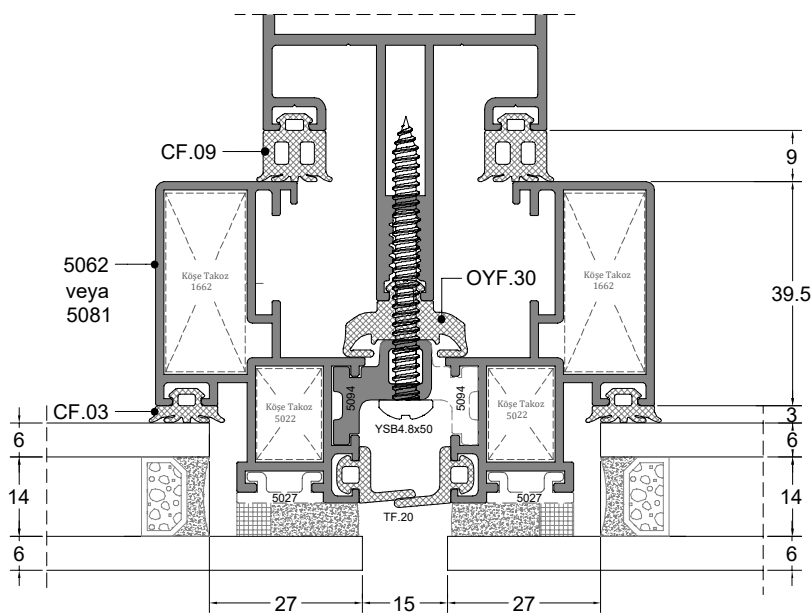
DÜŞEY DETAYI
VERTICAL DETAIL



YATAY DETAYI
HORIZONTAL DETAIL

26 MM

DÜŞEY DETAYI
VERTICAL DETAIL



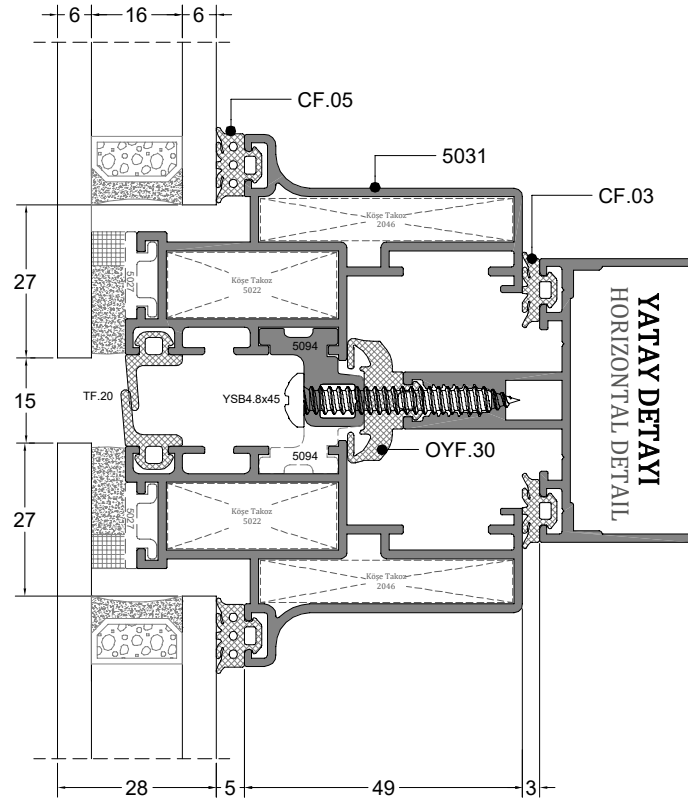
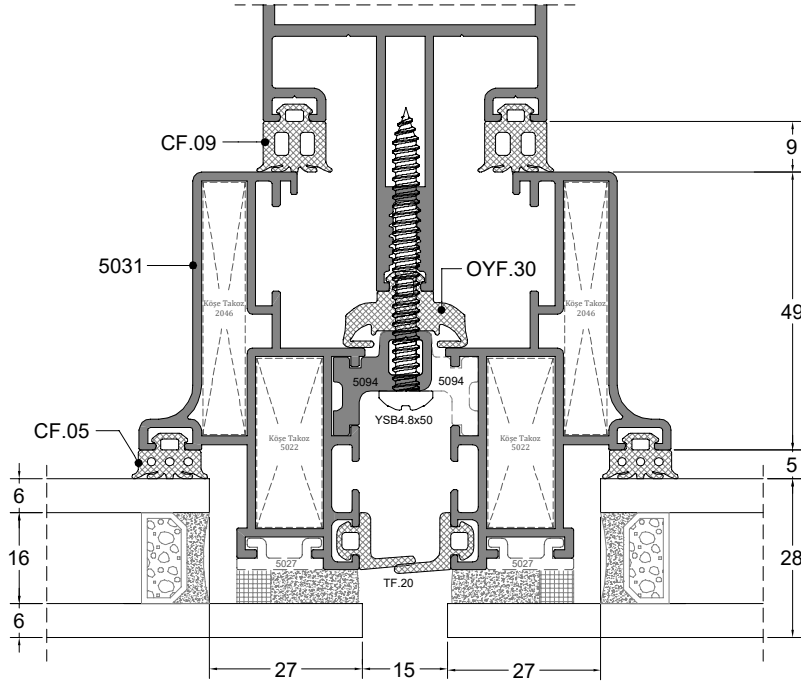
YATAY DETAYI
HORIZONTAL DETAIL

KULLANILAN KASET PROFİLLERİ
 CASSETTE PROFILES USED



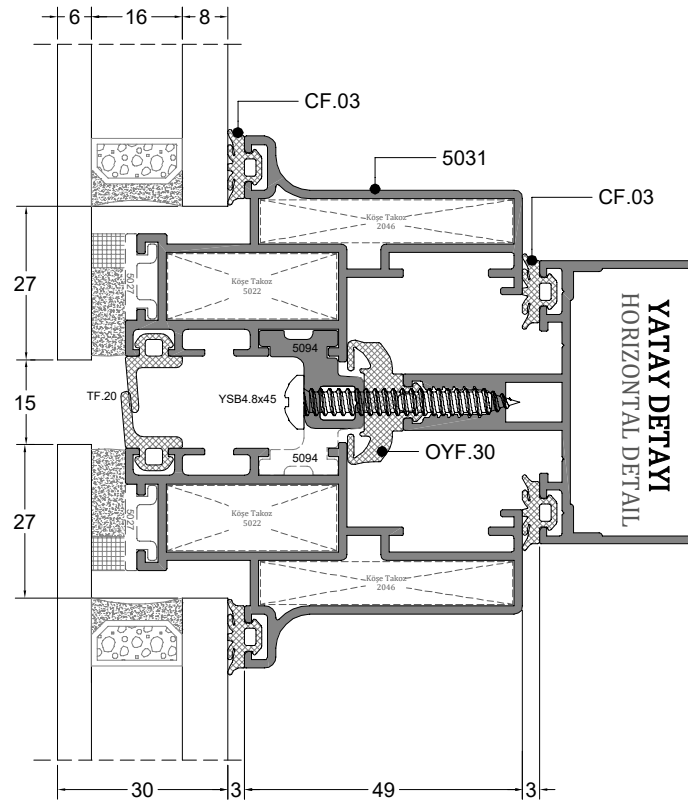
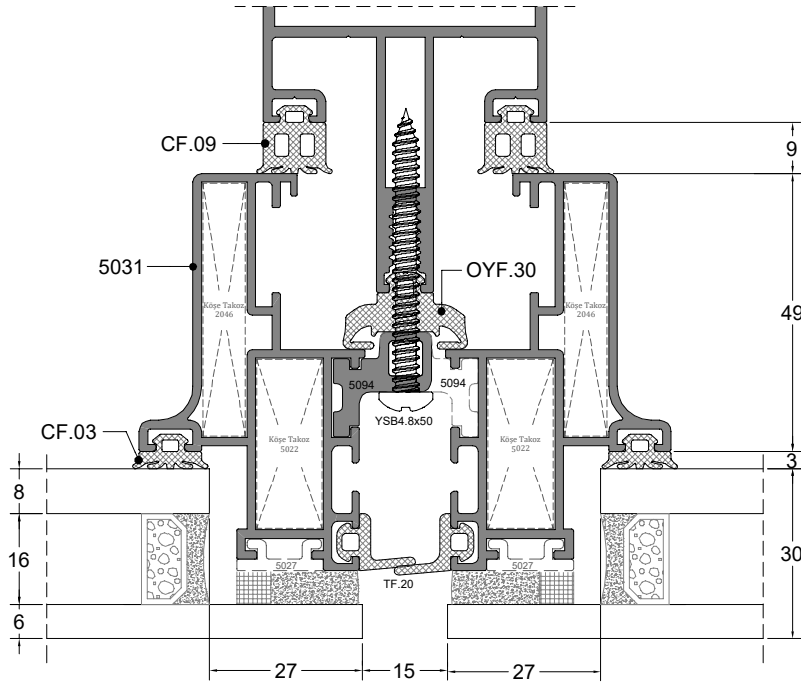
28 MM

DÜŞEY DETAYI
 VERTICAL DETAIL



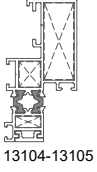
30 MM

DÜŞEY DETAYI
 VERTICAL DETAIL

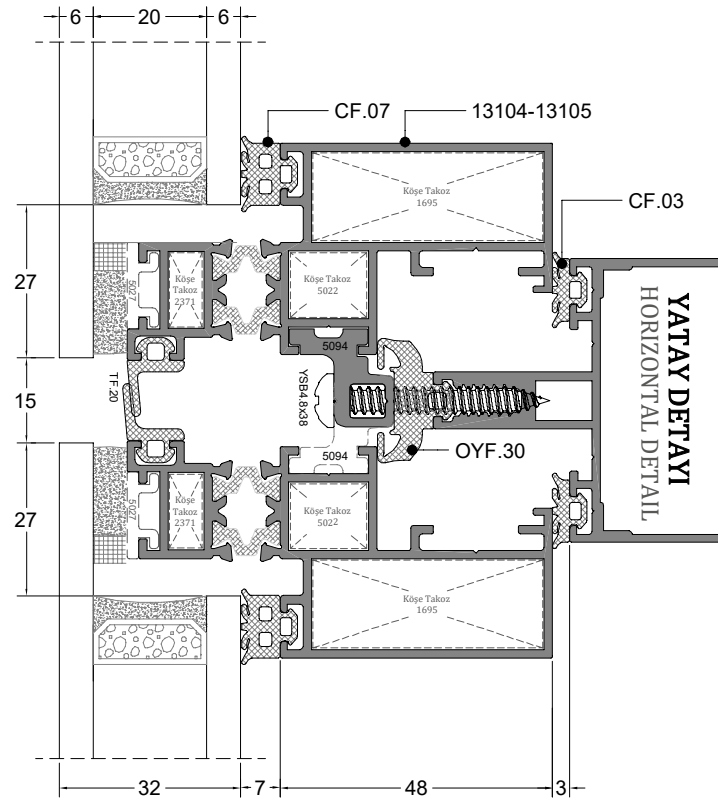
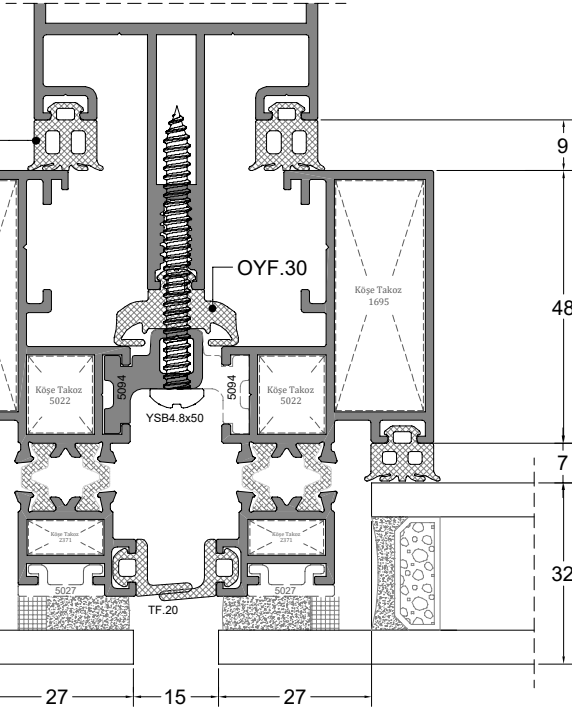


KULLANILAN KASET PROFİLLERİ
 CASSETTE PROFILES USED

32 MM

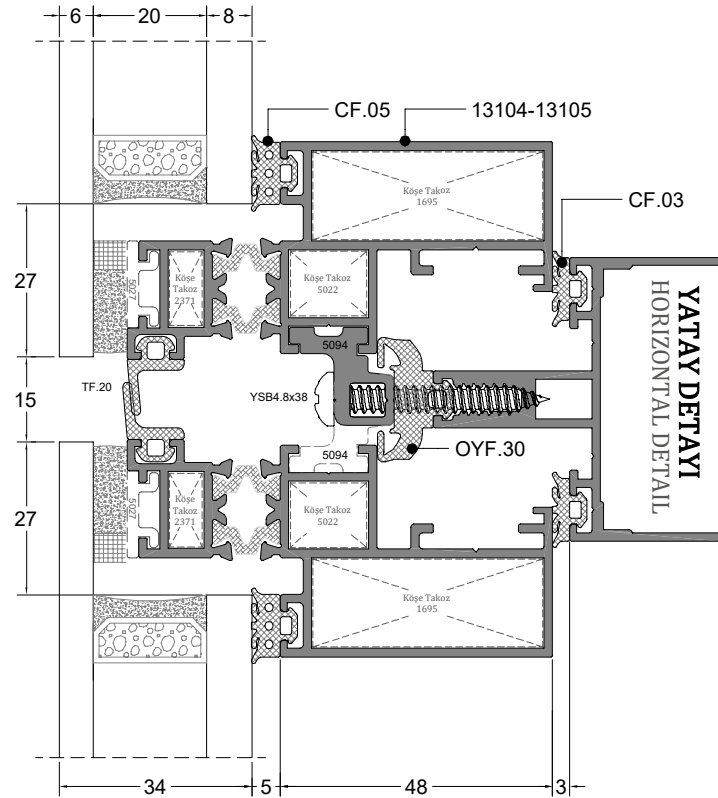
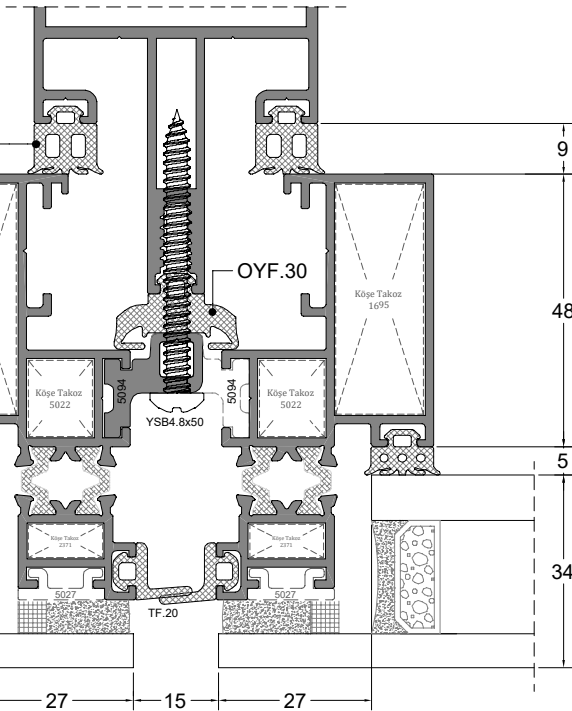


DÜŞEY DETAYI
 VERTICAL DETAIL



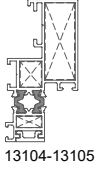
34 MM

DÜŞEY DETAYI
 VERTICAL DETAIL

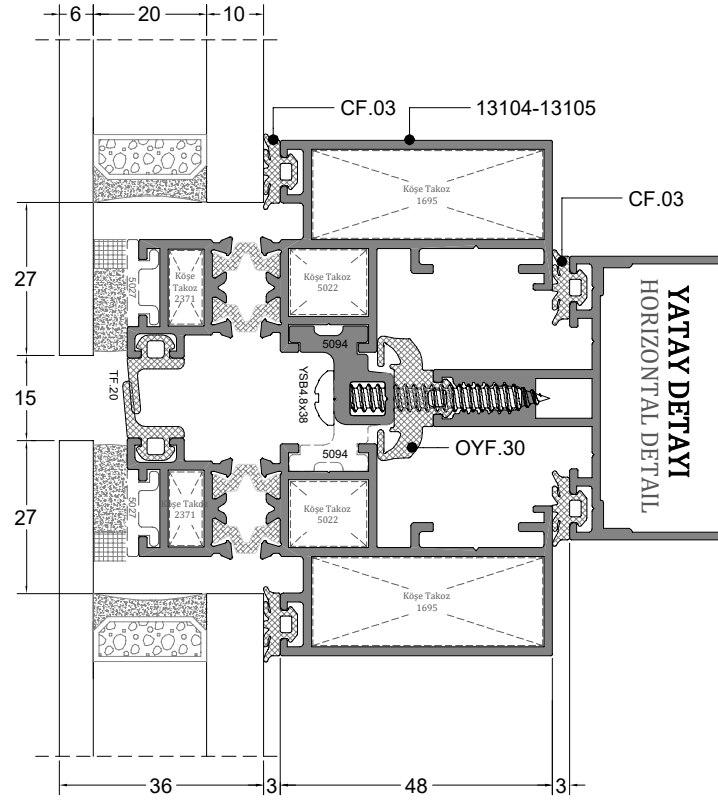
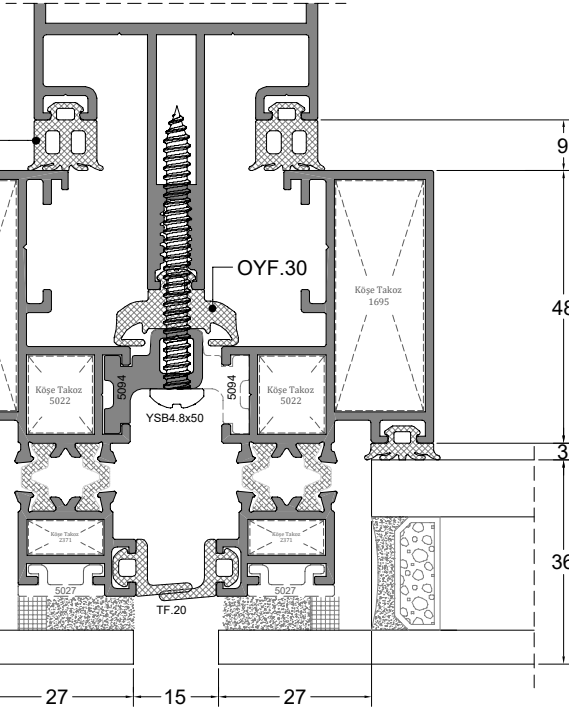


KULLANILAN KASET PROFİLLERİ
 CASSETTE PROFILES USED

36 MM

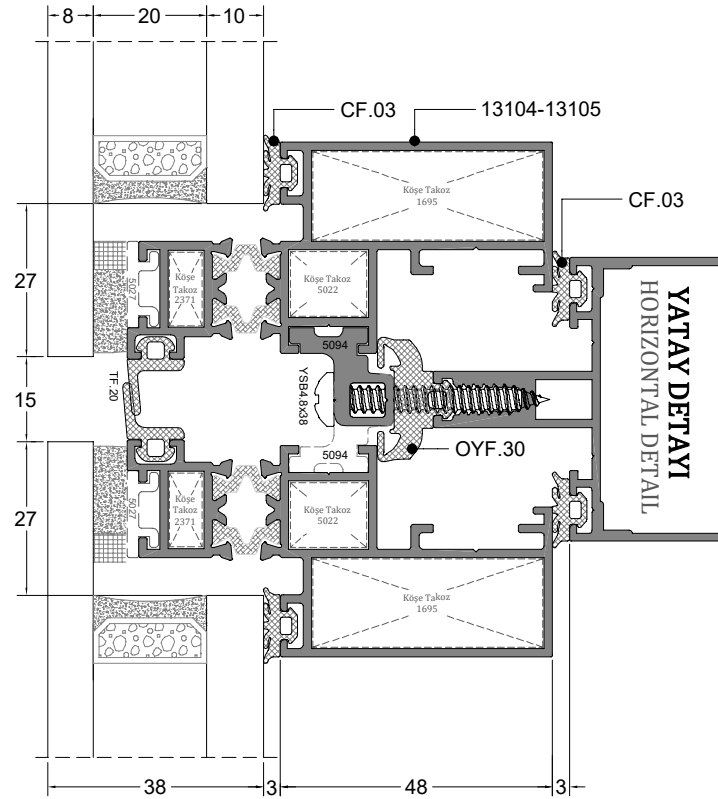
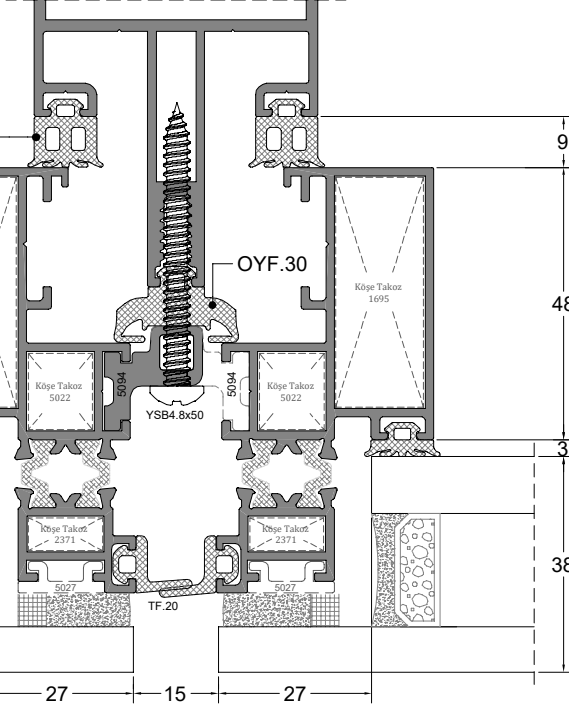


DÜŞEY DETAYI
 VERTICAL DETAIL



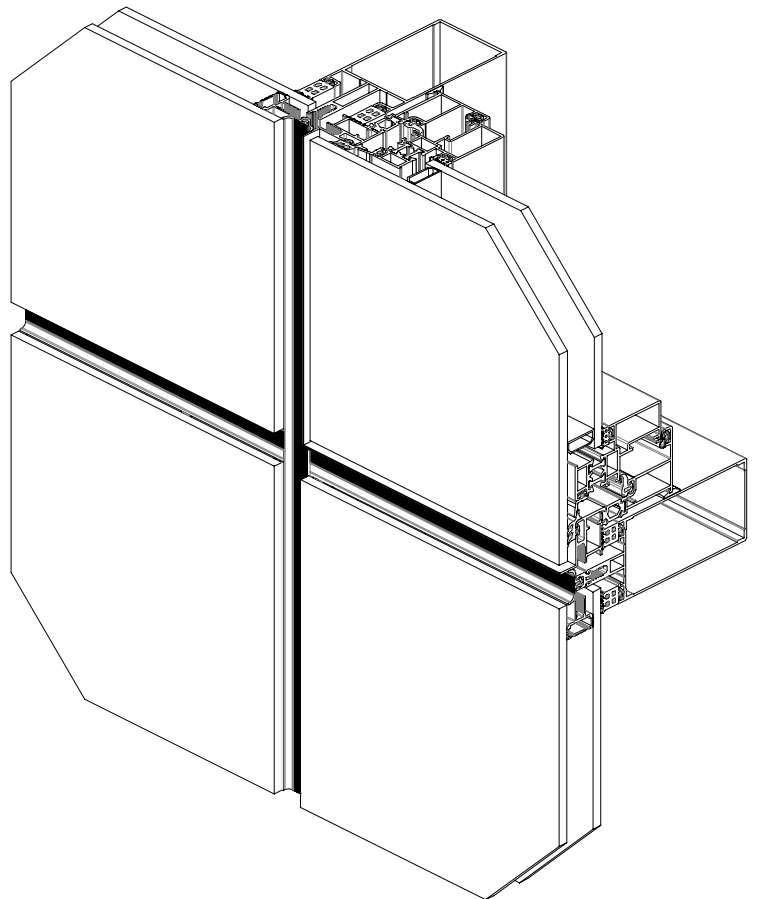
38 MM

DÜŞEY DETAYI
 VERTICAL DETAIL

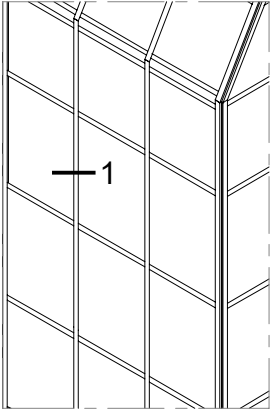


FS50 ENTEGRE CEPHE

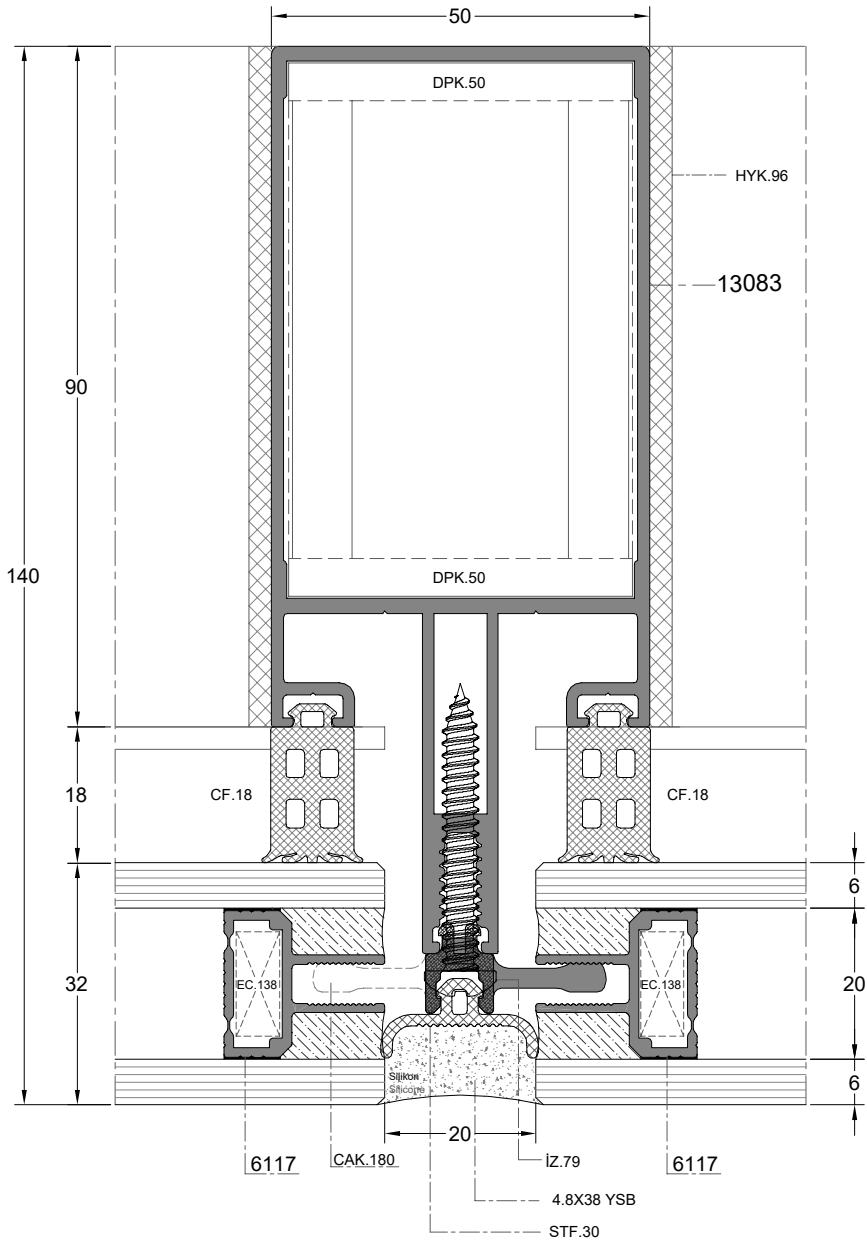
FS50
INTEGRATED
FACADE



ENTEĞRE CEPHE DÜŞEY DETAYI
INTEGRATED FACADE VERTICAL DETAIL



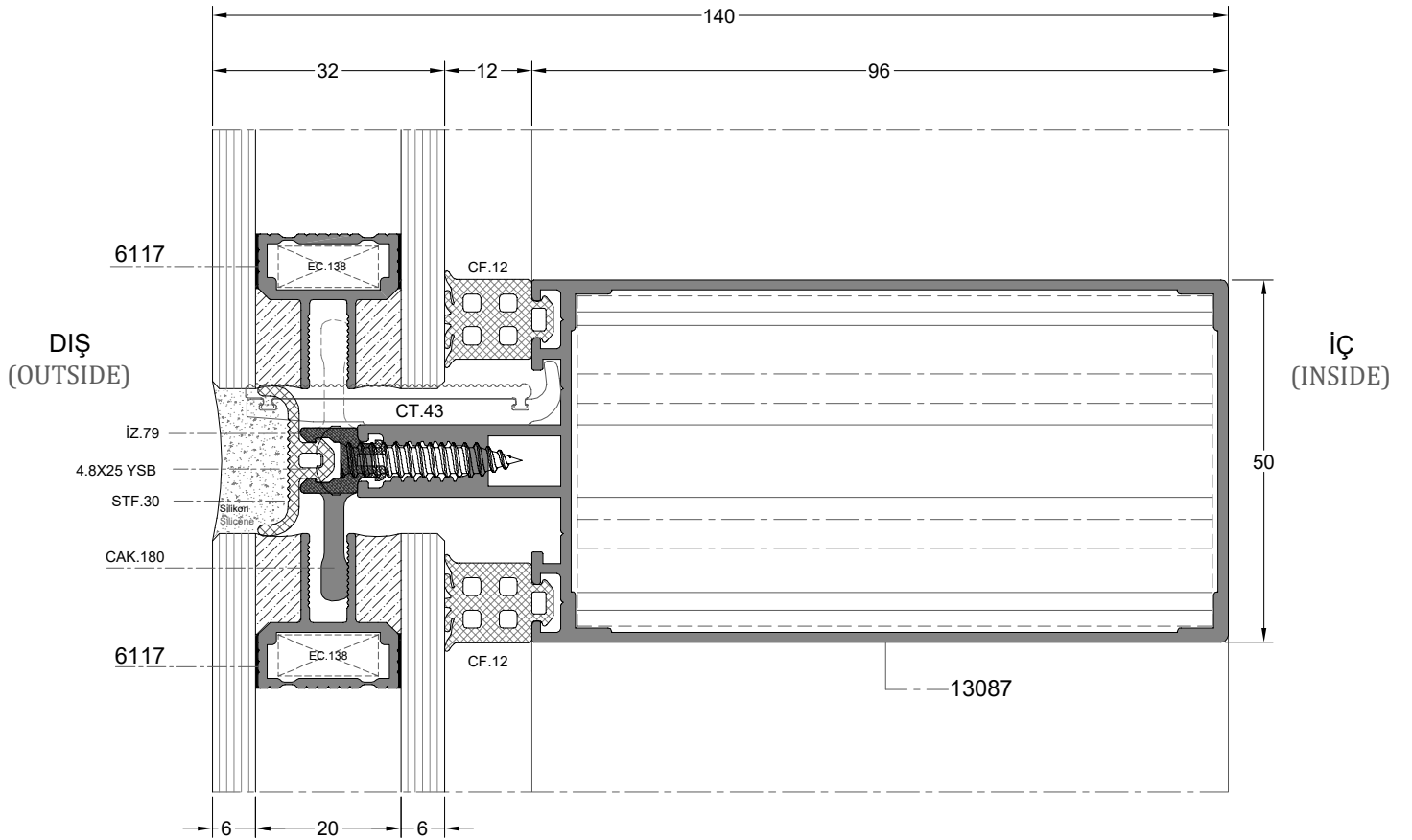
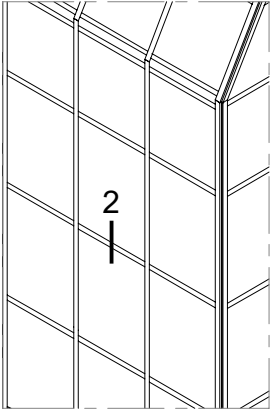
İÇ
(INSIDE)



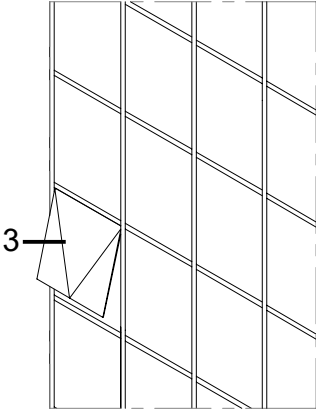
DIŞ
(OUTSIDE)

D-1

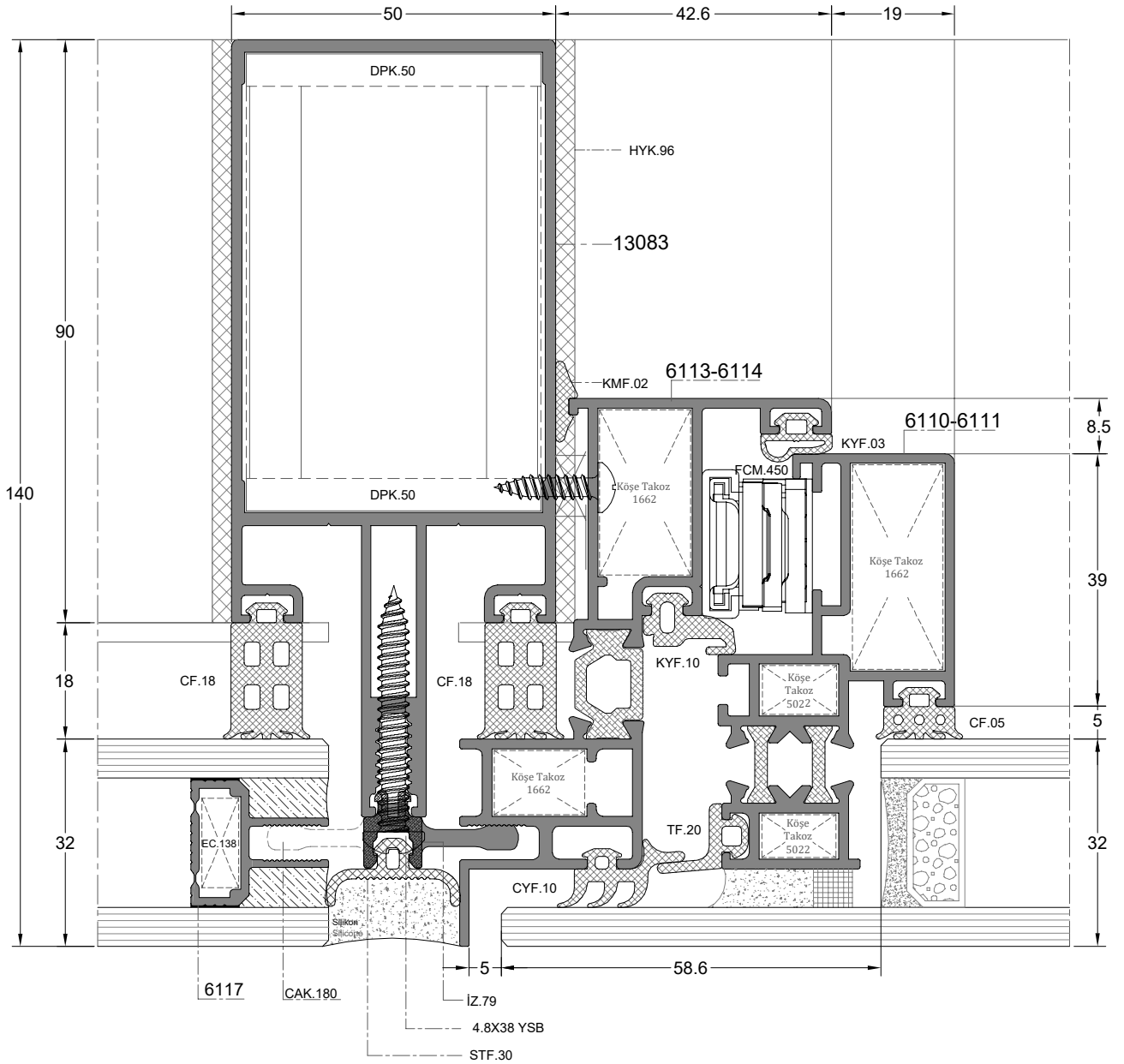
ENTEĞRE CEPHE YATAY DETAYI
INTEGRATED FACADE HORIZONTAL DETAIL



ENTEĞRE CEPHE AÇILIR KANAT DÜŞEY DETAYI
INTEGRATED FACADE OUTWARD OPENING SASH VERTICAL DETAIL



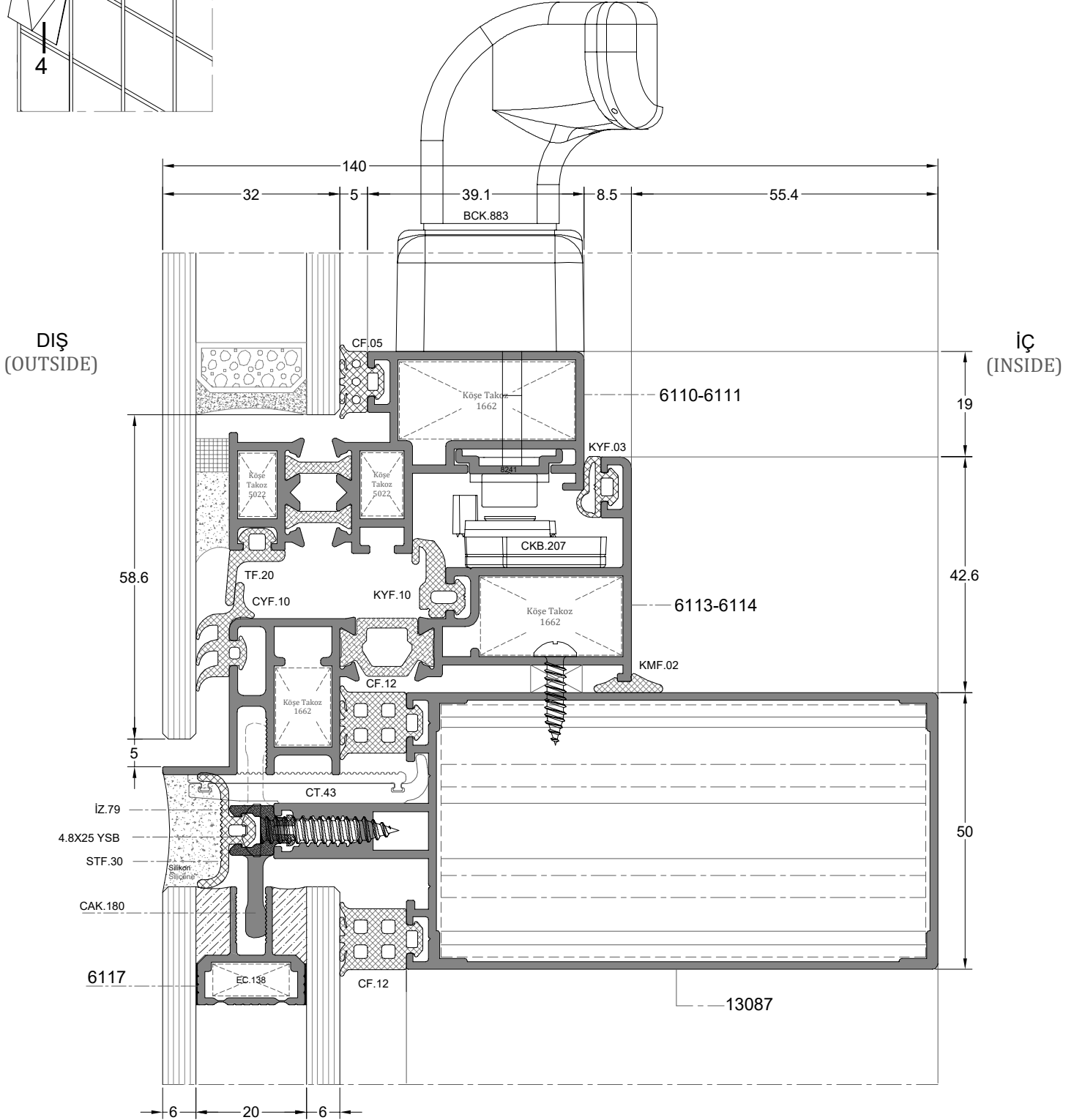
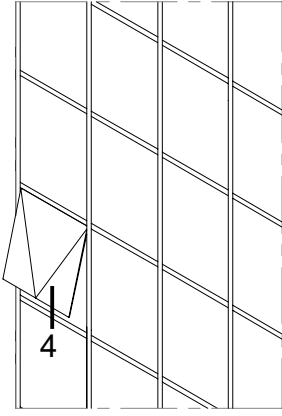
İÇ
(INSIDE)

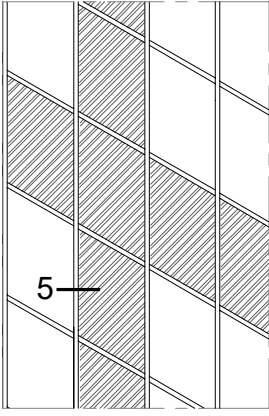


DIŞ
(OUTSIDE)

D-3

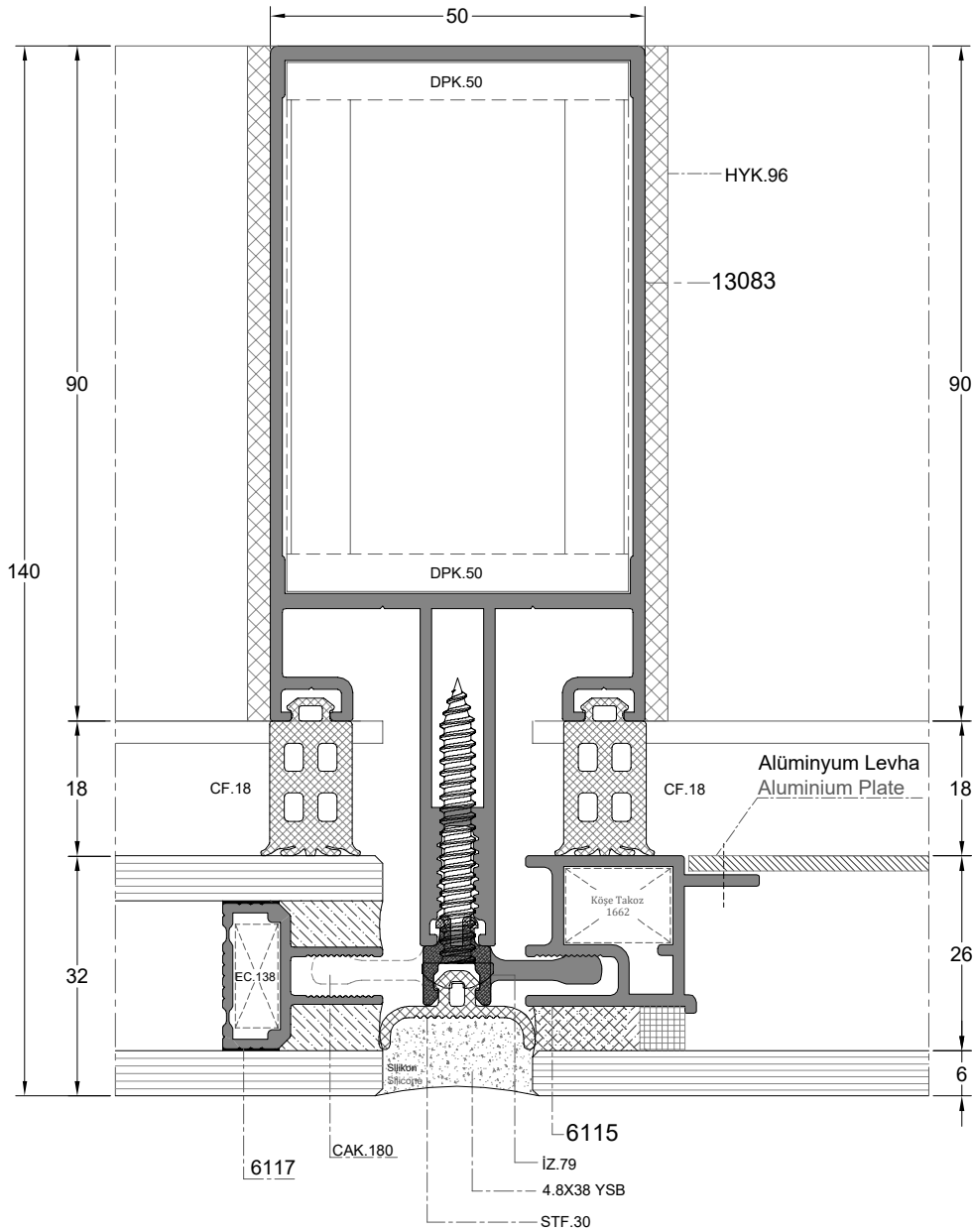
ENTEĞRE CEPHE AÇILIR KANAT YATAY DETAYI
INTEGRATED FACADE OUTWARD OPENING SASH HORIZONTAL DETAIL





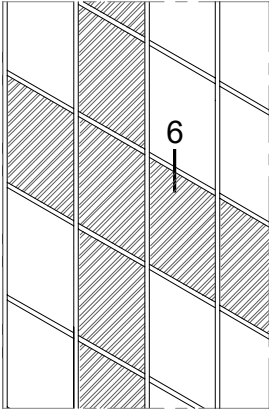
ENTEĞRE CEPHE SPANDREL BÖLGE DÜŞEY DETAY
INTEGRATED FACADE SPANDREL SECTION VERTICAL DETAIL

İÇ
(INSIDE)

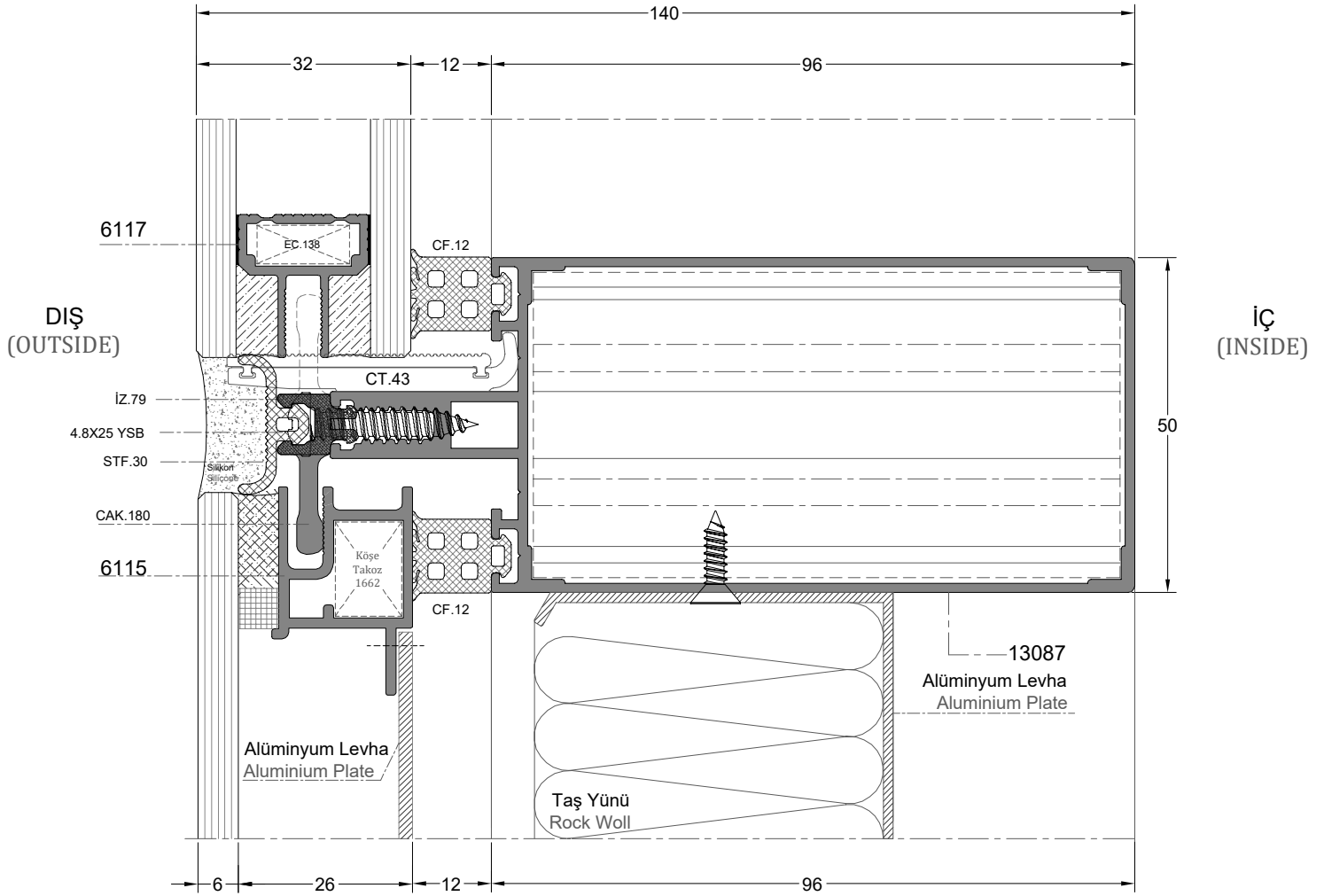


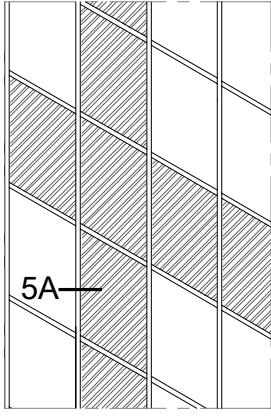
DIŞ
(OUTSIDE)

D-5



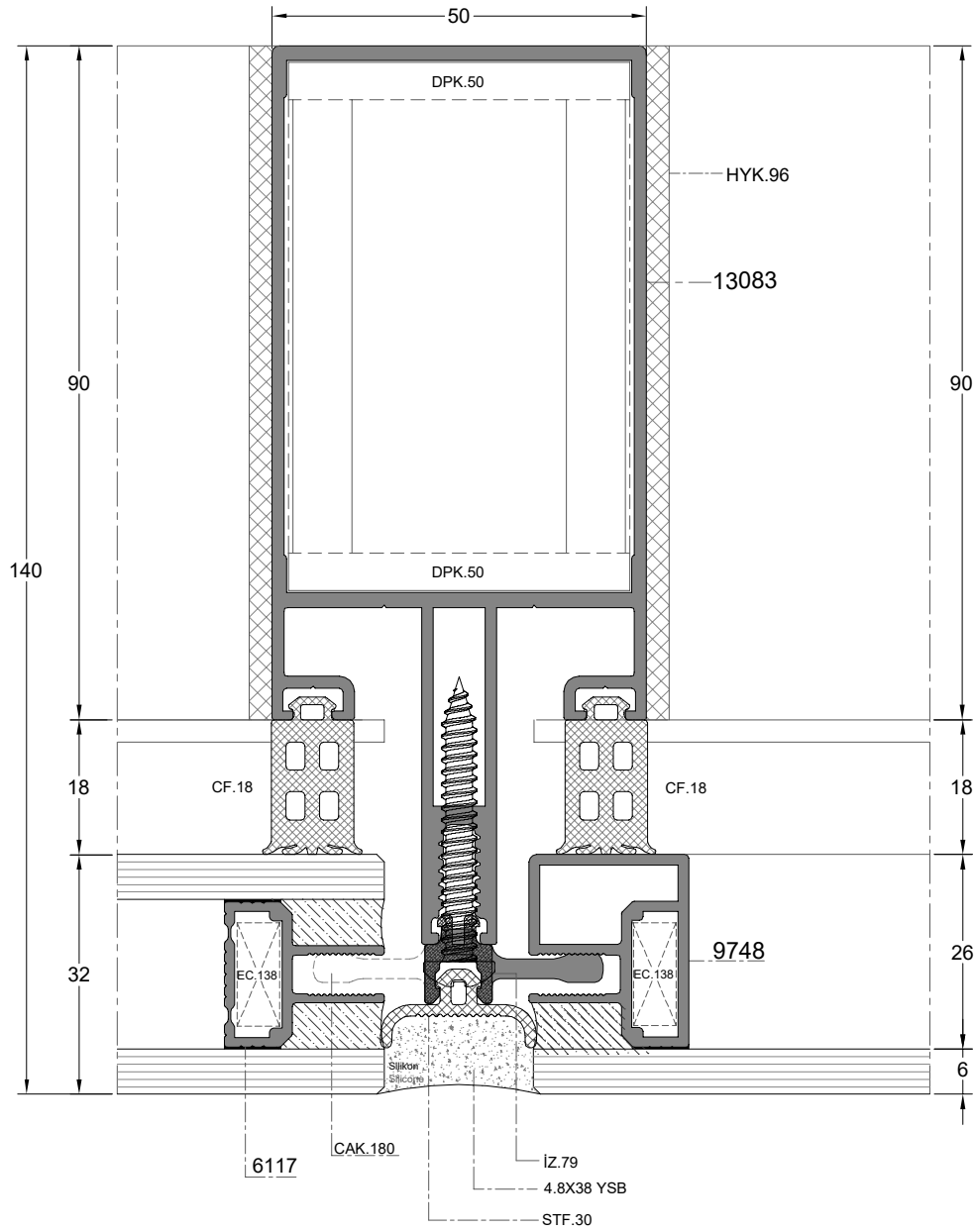
ENTEĞRE CEPHE SPANDREL BÖLGE YATAY DETAY
INTEGRATED FACADE SPANDREL SECTION HORIZONTAL DETAIL





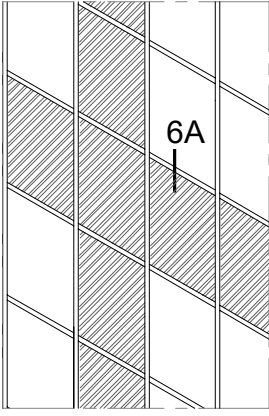
ENTEĞRE CEPHE SPANDREL BÖLGE DÜŞEY DETAY
INTEGRATED FACADE SPANDREL SECTION VERTICAL DETAIL

İÇ
(INSIDE)

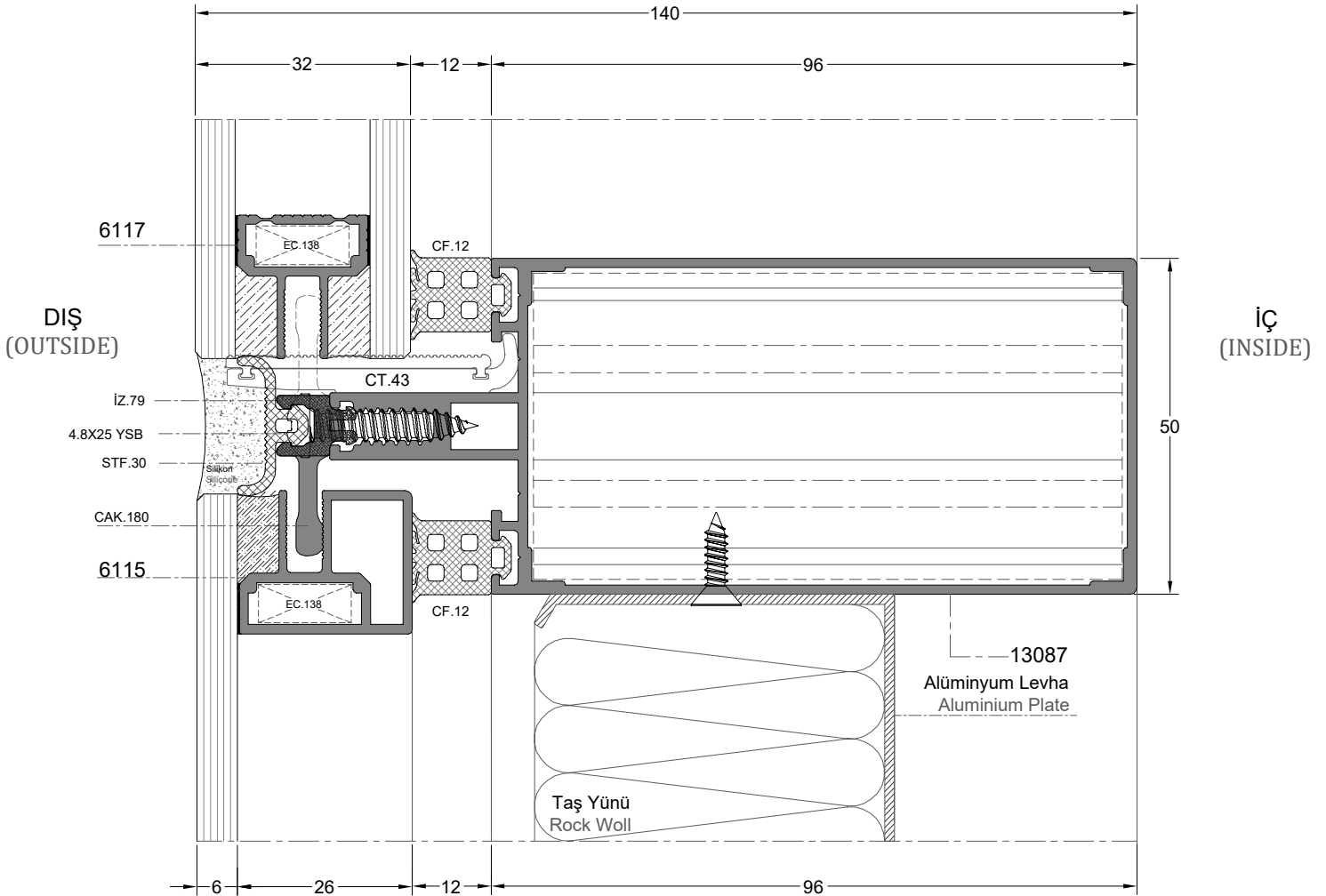


DIŞ
(OUTSIDE)

D-5A

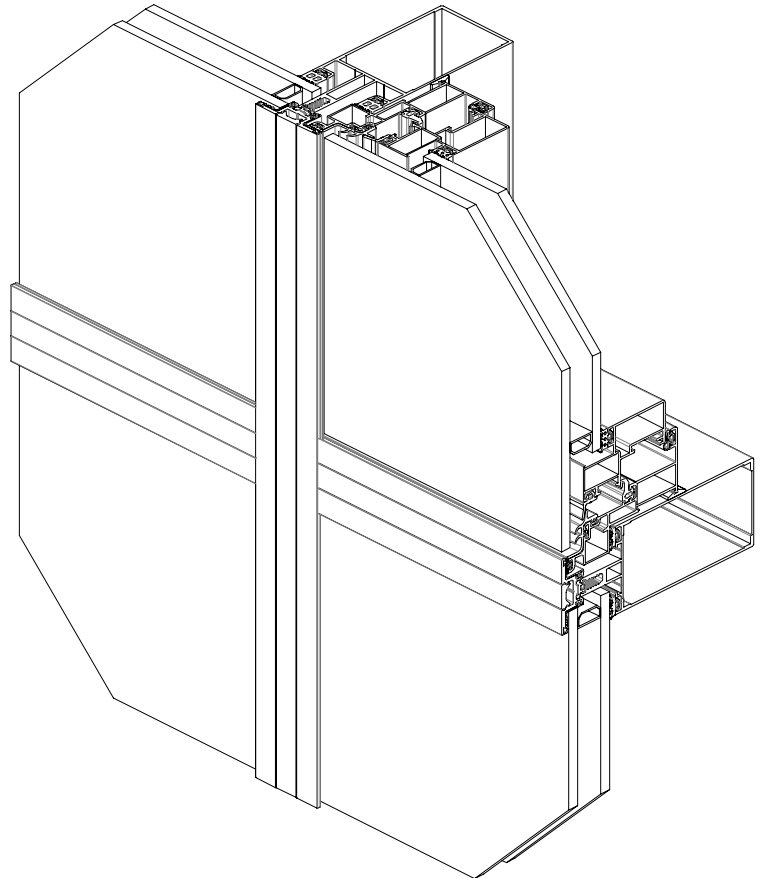


ENTEĞRE CEPHE SPANDREL BÖLGE YATAY DETAY
INTEGRATED FACADE SPANDREL SECTION HORIZONTAL DETAIL

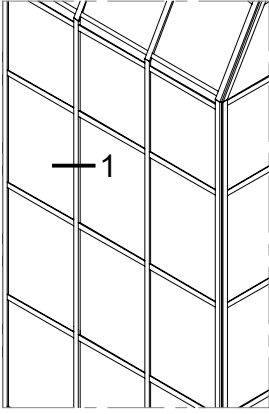


FS50 OMEGA KAPAK CEPHE

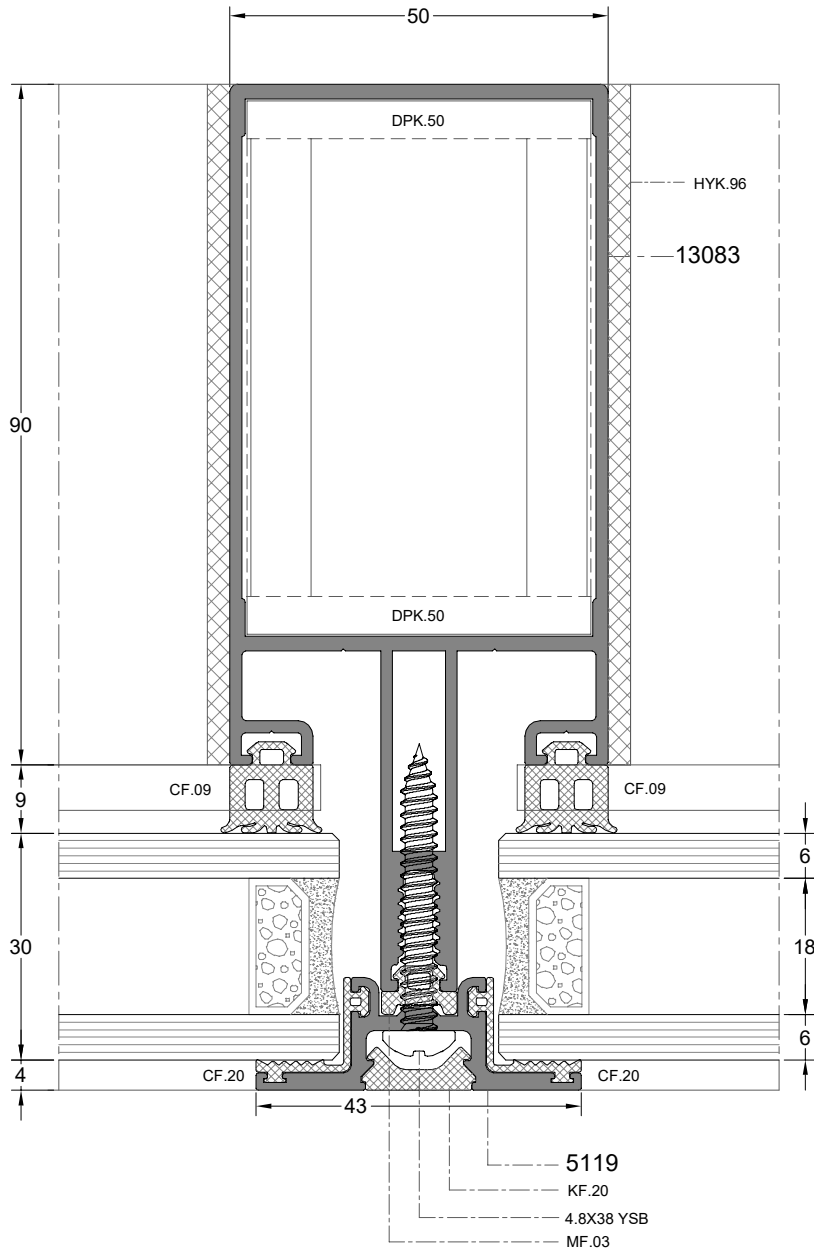
FS50 OMEGA
COVER FACADE



OMEGA KAPAKLI CEPHE DÜŞEY DETAYI
OMEGA COVERED FACADE VERTICAL DETAIL



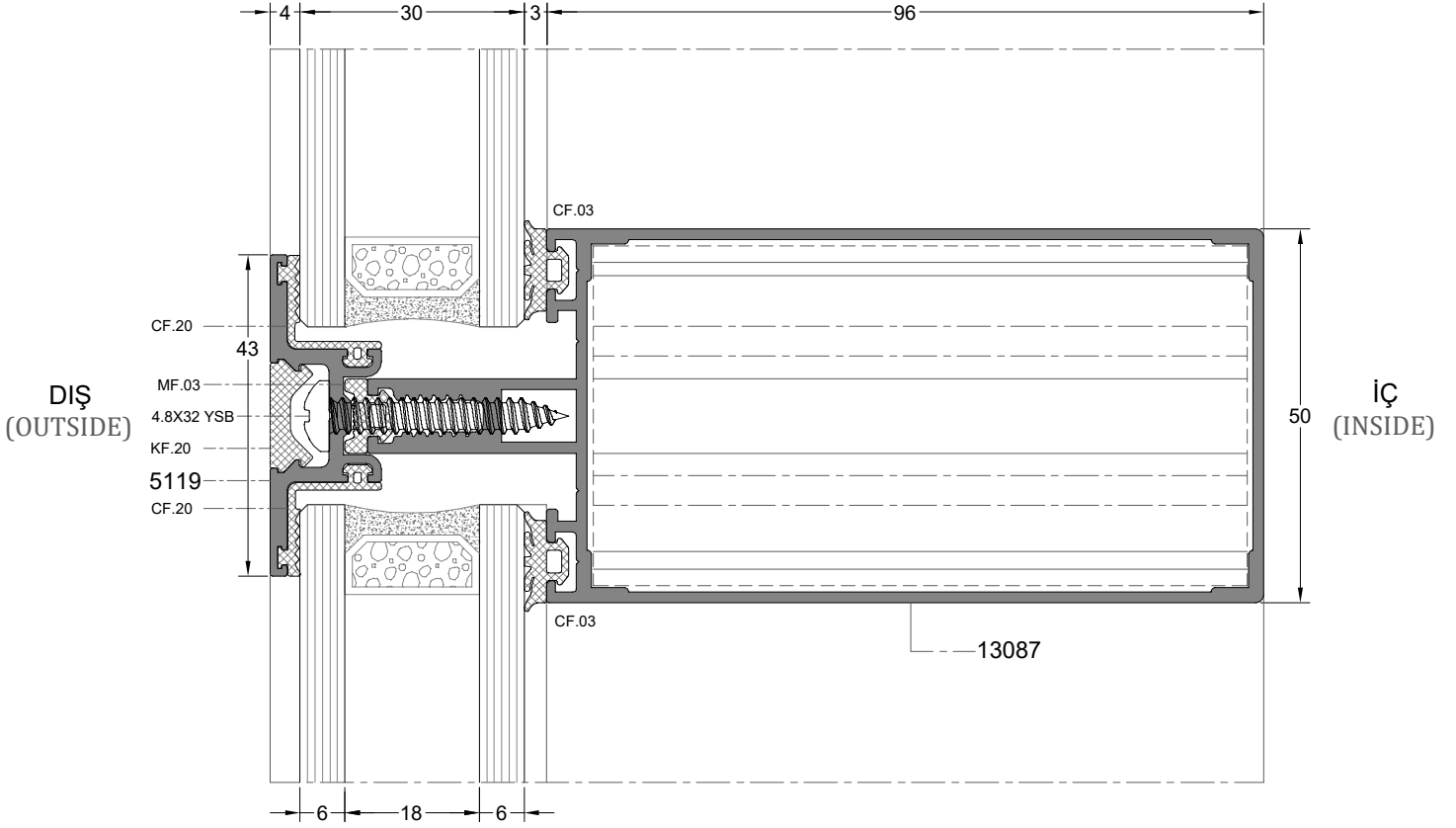
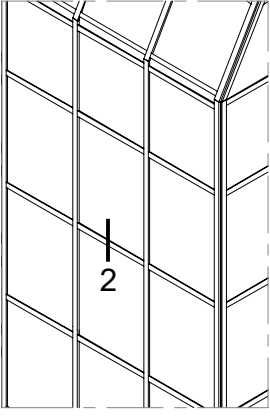
İÇ
(INSIDE)

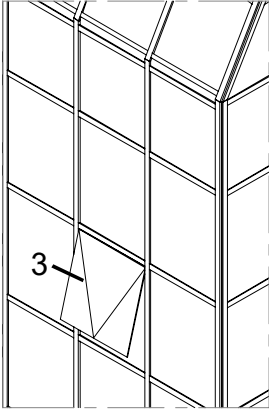


DIŞ
(OUTSIDE)

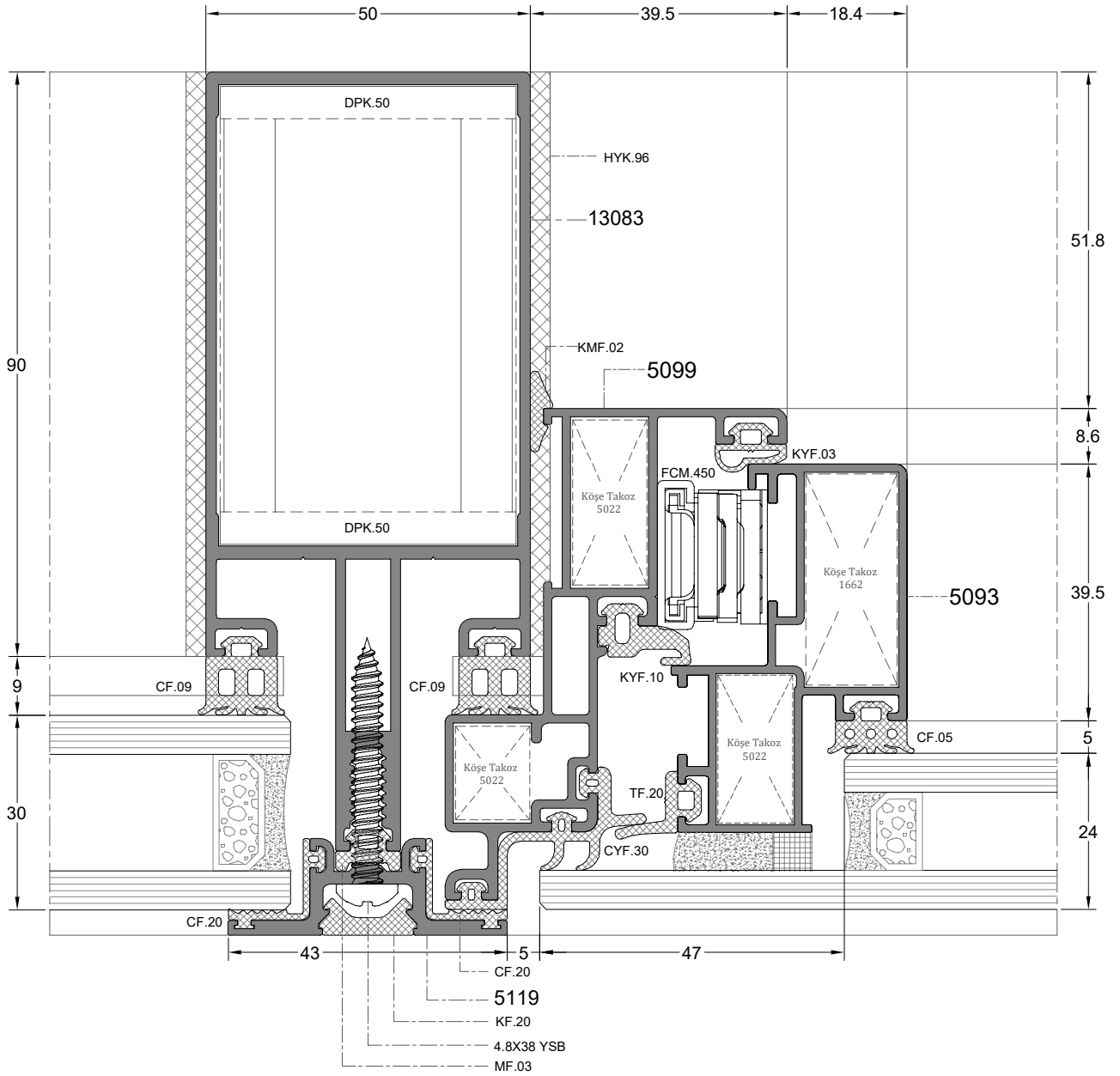
D-1

OMEGA KAPAKLI CEPHE YATAY DETAYI
OMEGA COVERED FACADE HORIZONTAL DETAIL

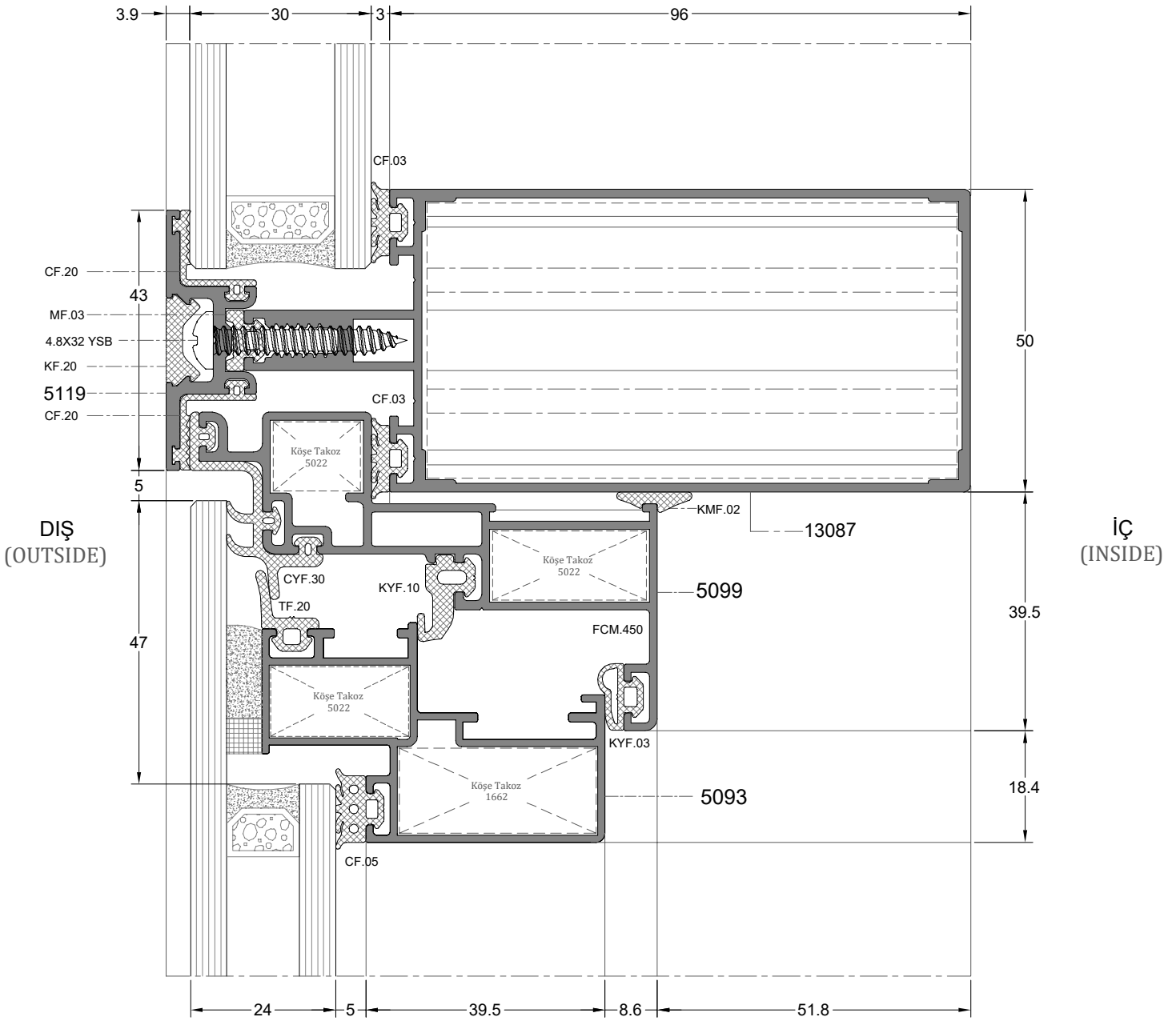
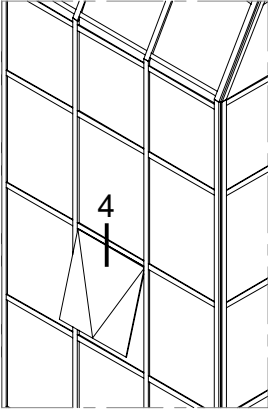




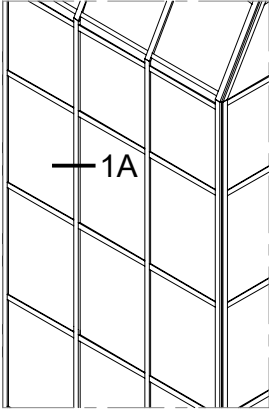
OMEGA KAPAKLI CEPHE AÇILIR KANAT DÜŞEY DETAYI
OMEGA COVERED FACADE OUTWARD OPENING SASH VERTICAL DETAIL



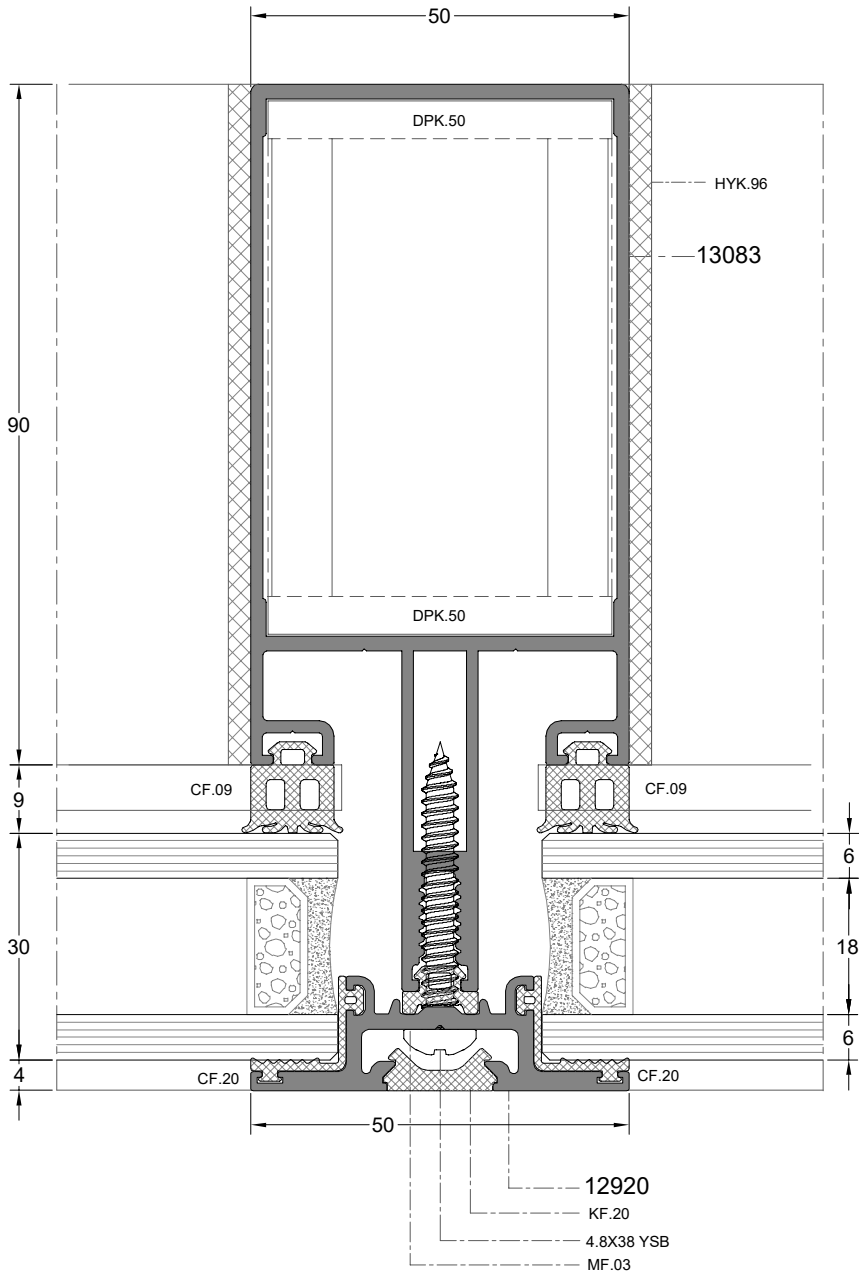
OMEGA KAPAKLI CEPHE AÇILIR KANAT YATAY DETAYI
OMEGA COVERED FACADE OUTWARD OPENING SASH HORIZONTAL DETAIL



OMEGA KAPAKLI CEPHE DÜŞEY DETAYI
OMEGA COVERED FACADE VERTICAL DETAIL



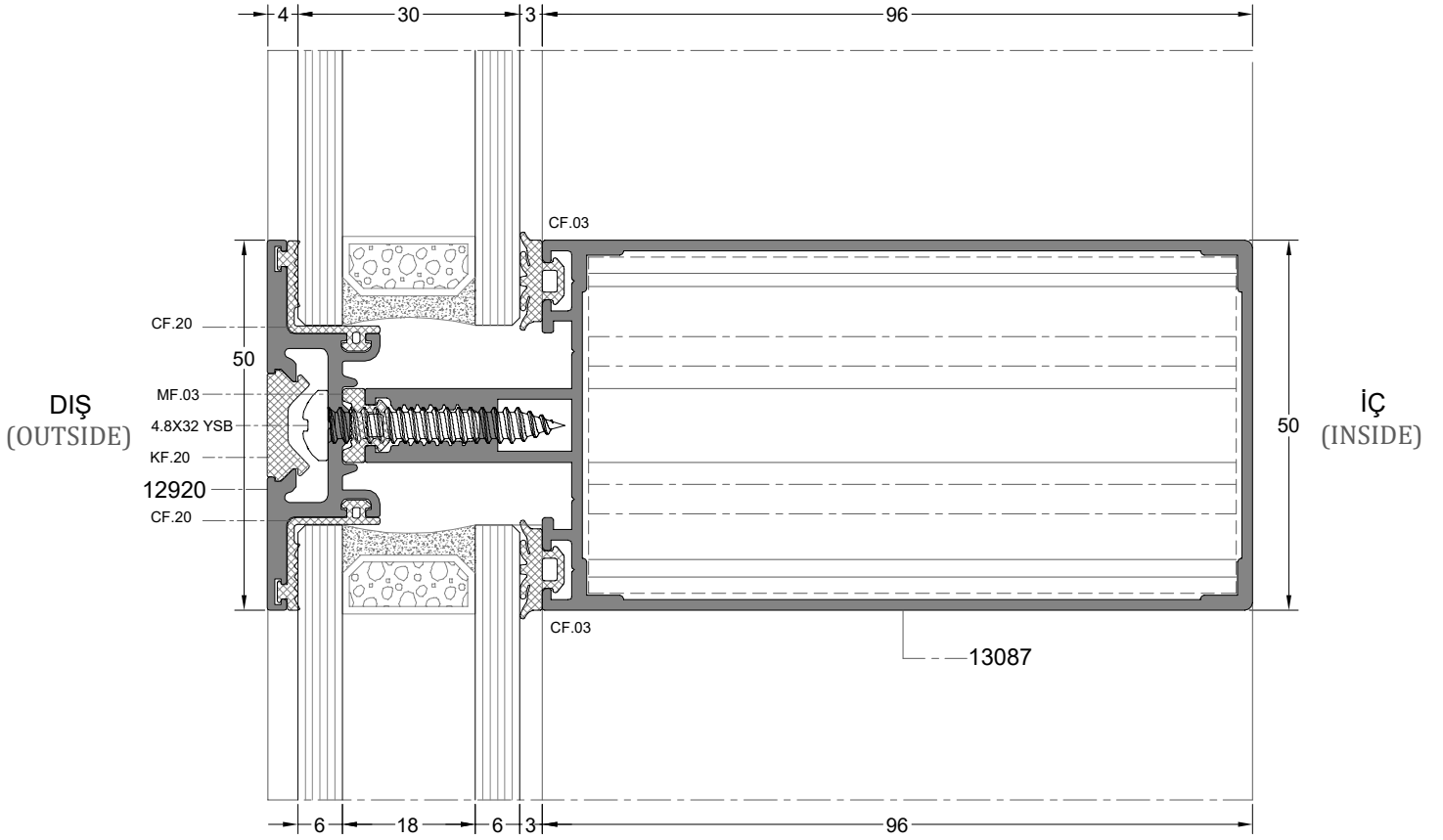
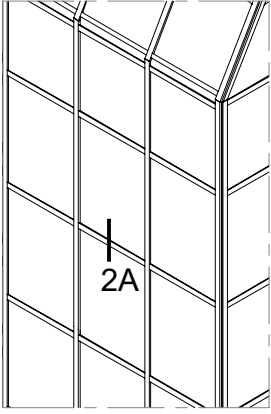
İÇ
(INSIDE)

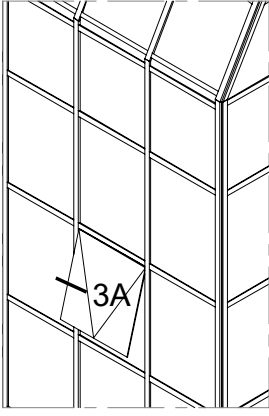


DIŞ
(OUTSIDE)

D-1A

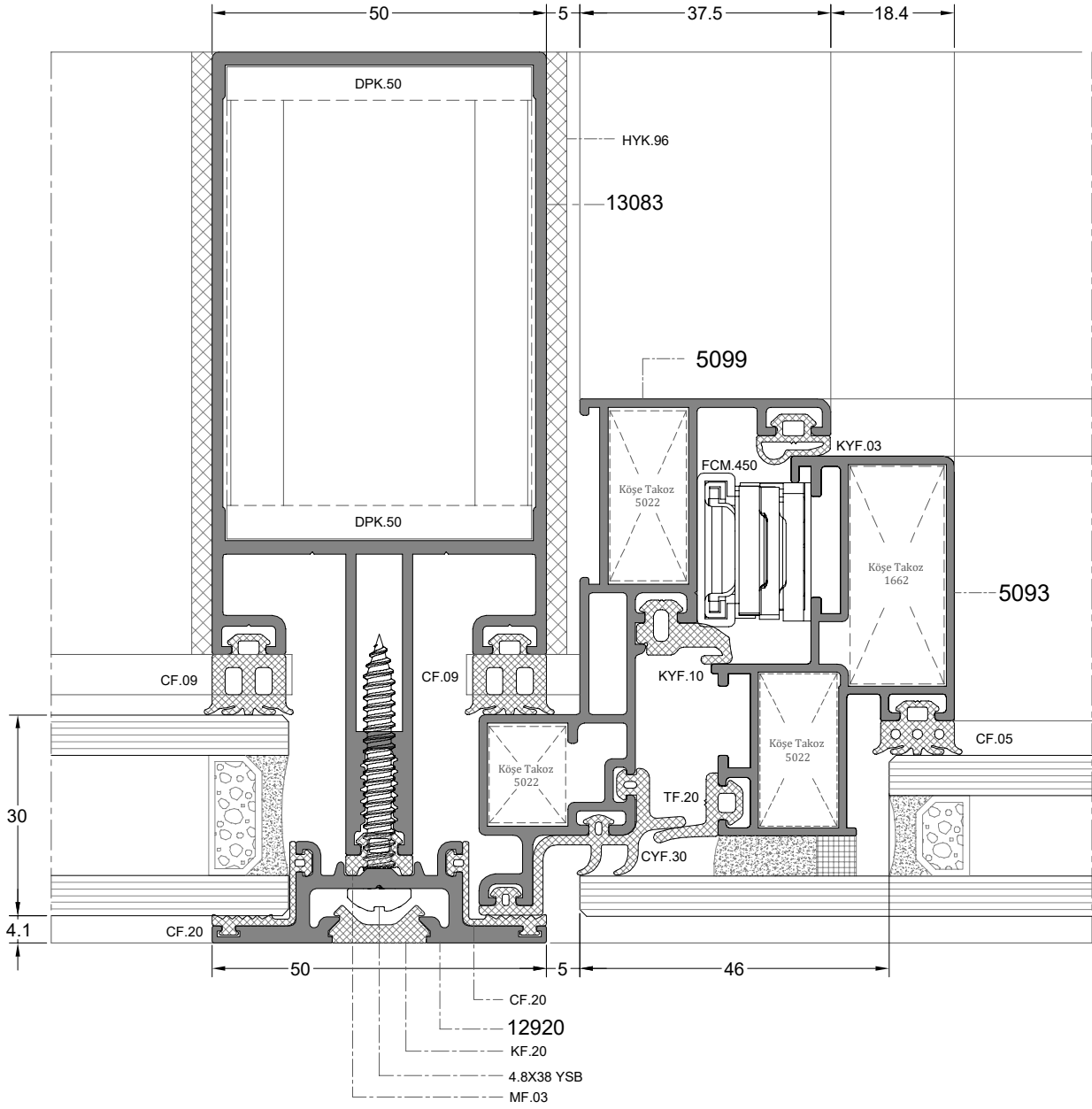
OMEGA KAPAKLI CEPHE YATAY DETAYI
OMEGA COVERED FACADE HORIZONTAL DETAIL





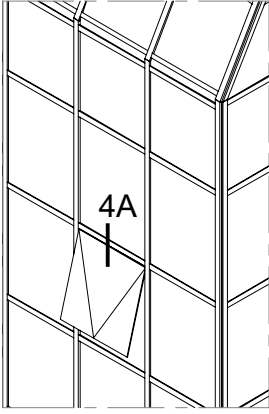
OMEGA KAPAKLI CEPHE AÇILIR KANAT DÜŞEY DETAYI
OMEGA COVERED FACADE OUTWARD OPENING SASH VERTICAL DETAIL

İÇ
(INSIDE)

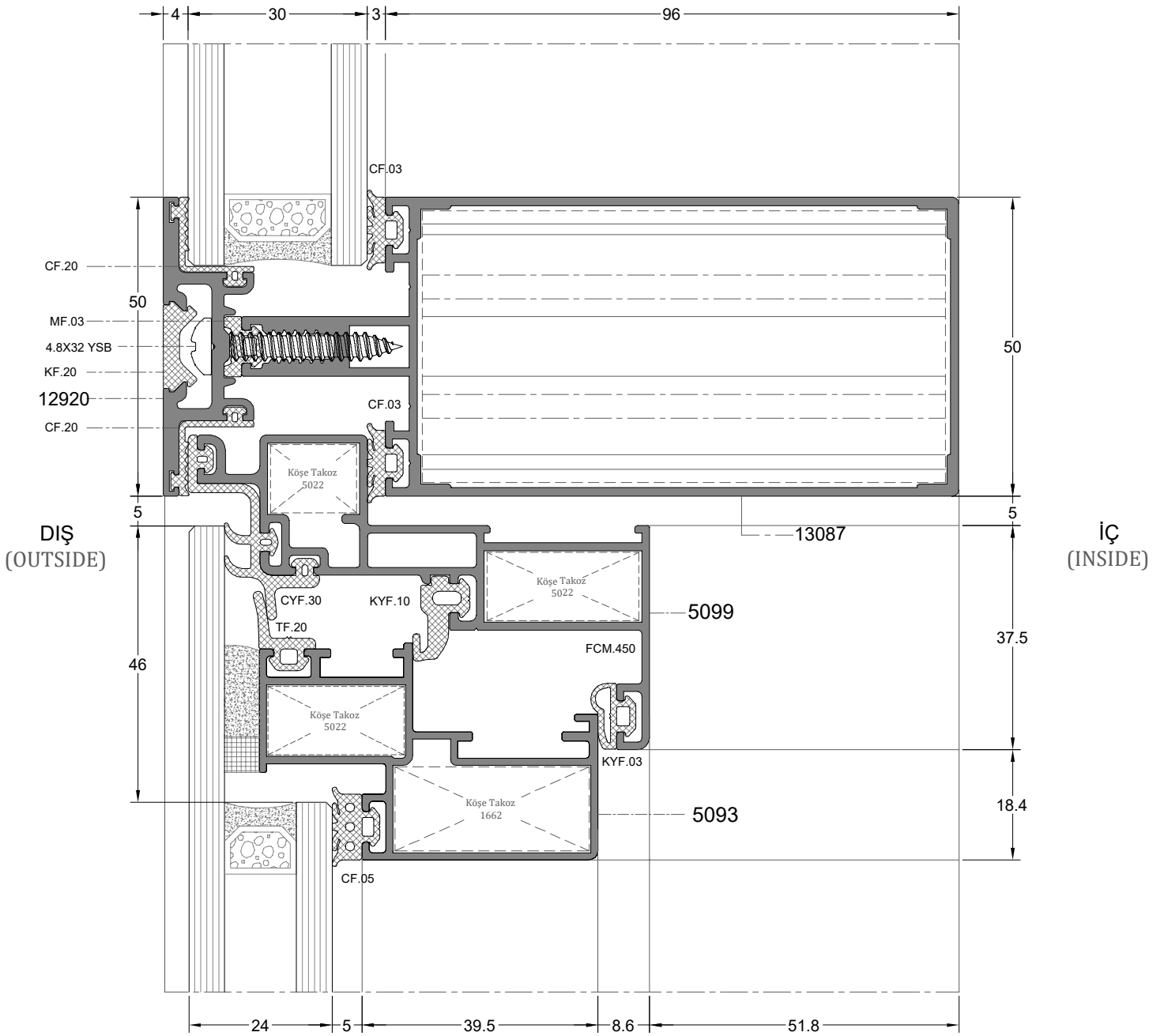


DIŞ
(OUTSIDE)

D-3A



OMEGA KAPAKLI CEPHE AÇILIR KANAT YATAY DETAYI
OMEGA COVERED FACADE OUTWARD OPENING SASH HORIZONTAL DETAIL



D-4A

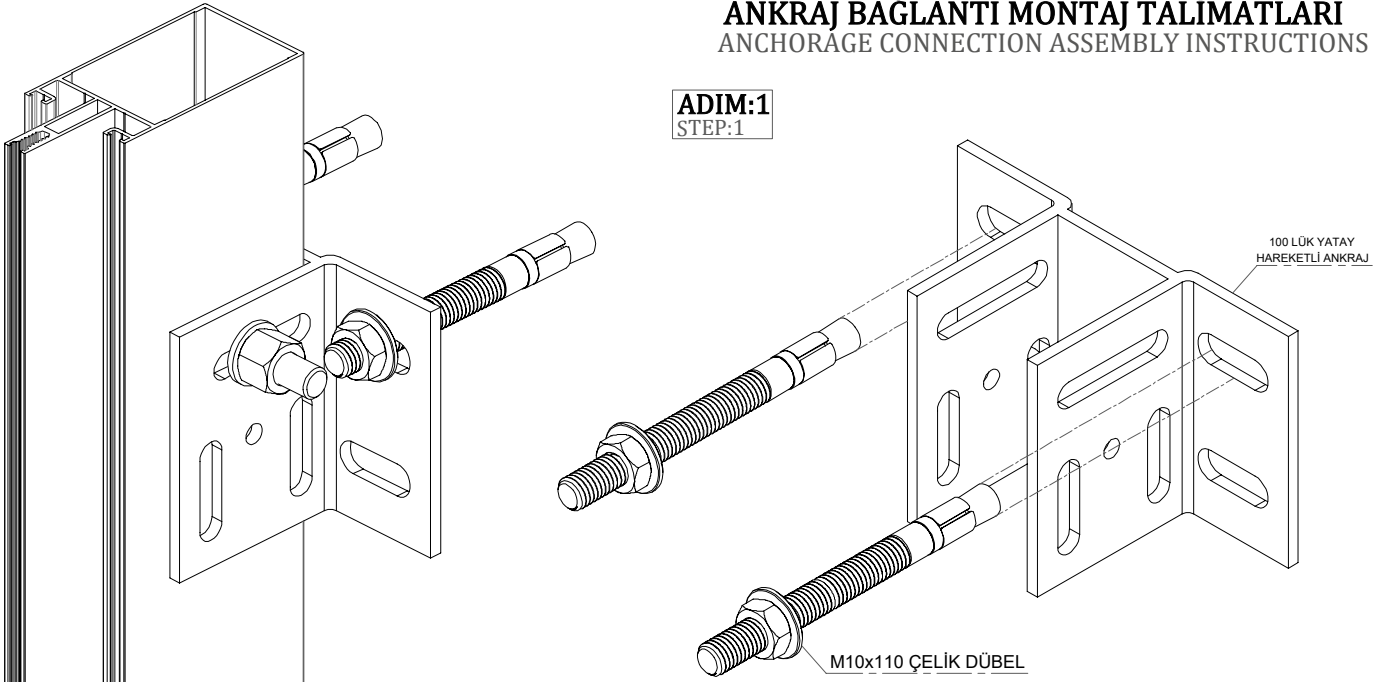
FS50 3D MONTAJ TALİMATLARI

FS50 3D
ASSEMBLY
INSTRUCTIONS

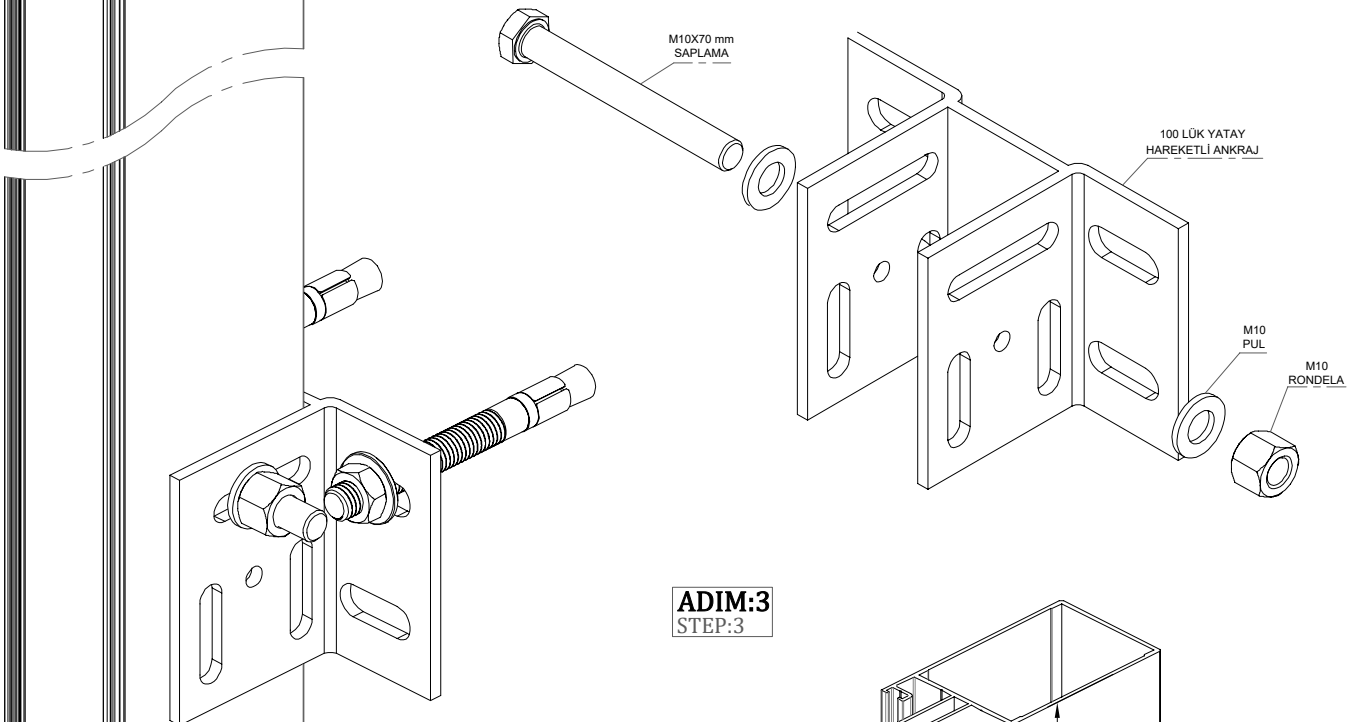


ANKRAJ BAĞLANTI MONTAJ TALİMATLARI
ANCHORAGE CONNECTION ASSEMBLY INSTRUCTIONS

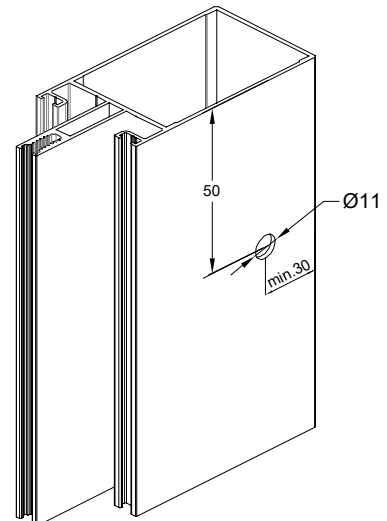
ADIM:1
STEP:1



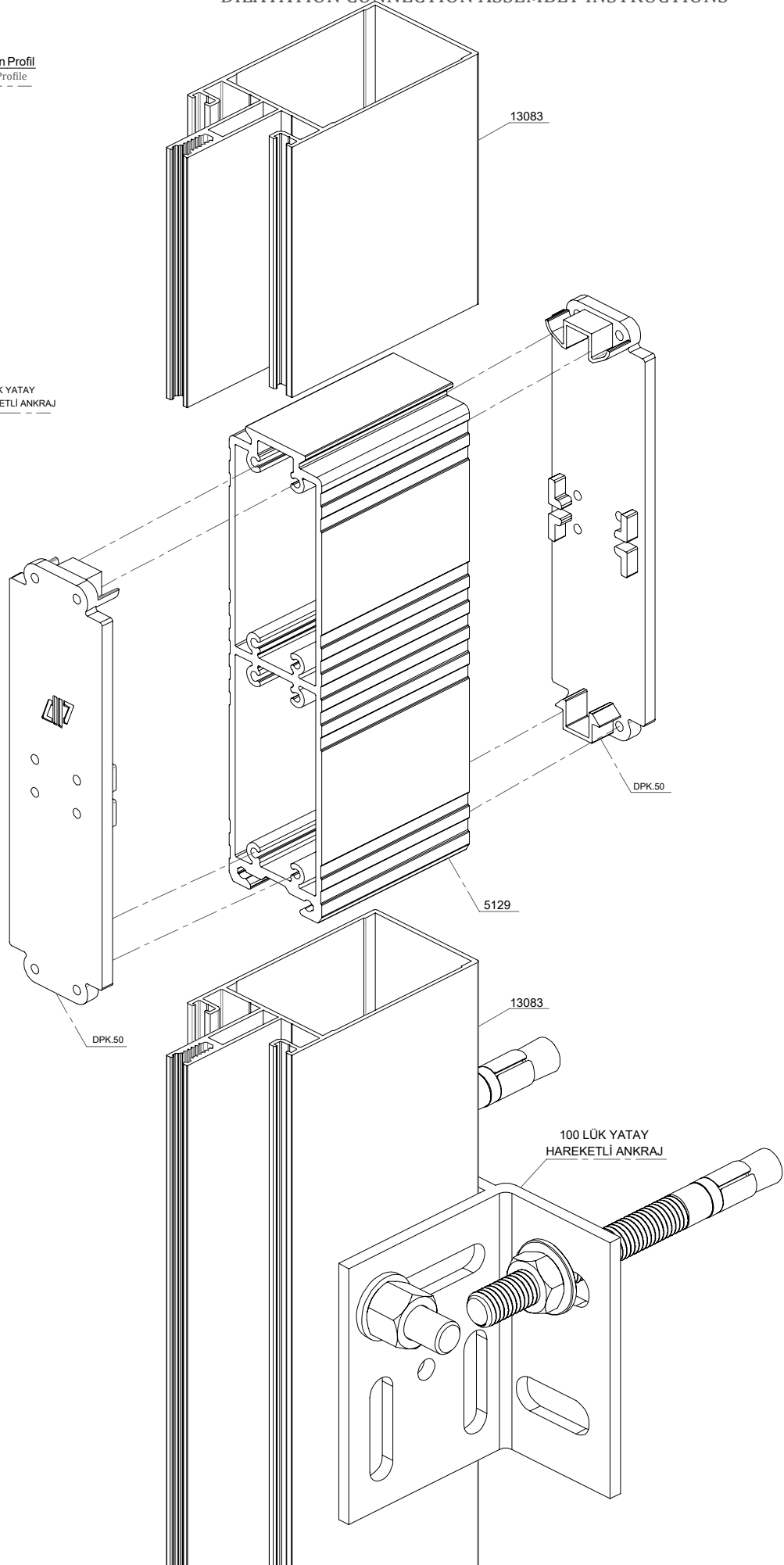

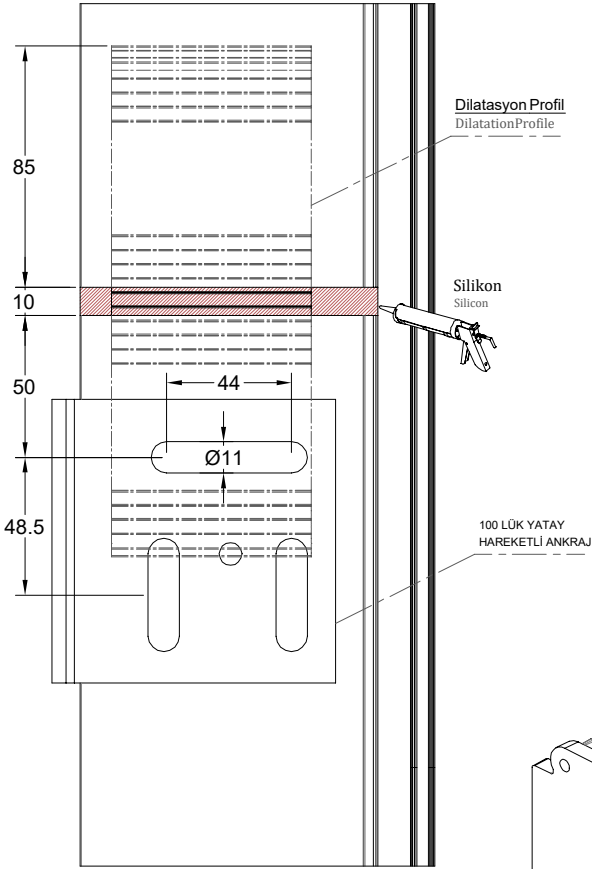
ADIM:2
STEP:2



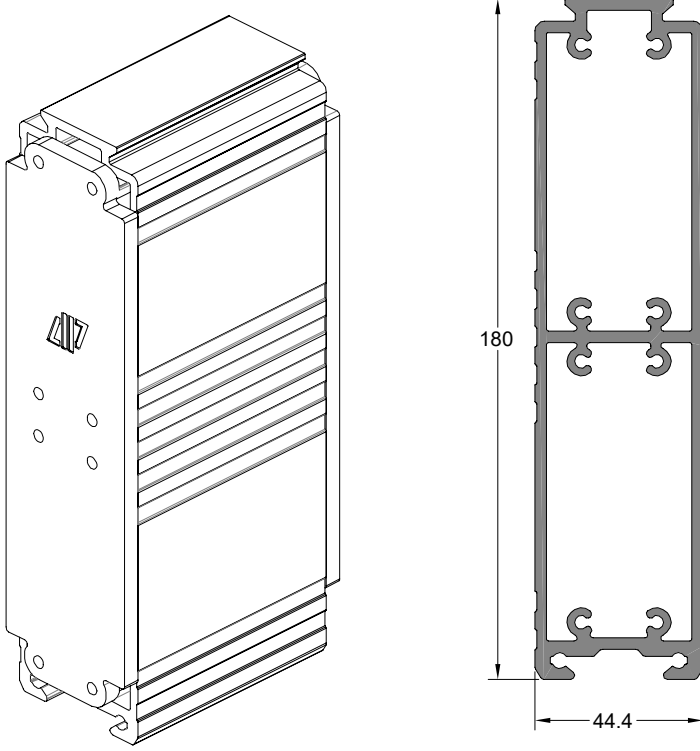
ADIM:3
STEP:3



DİLATASYON BAĞLANTI MONTAJ TALİMATLARI
DILATATION CONNECTION ASSEMBLY INSTRUCTIONS



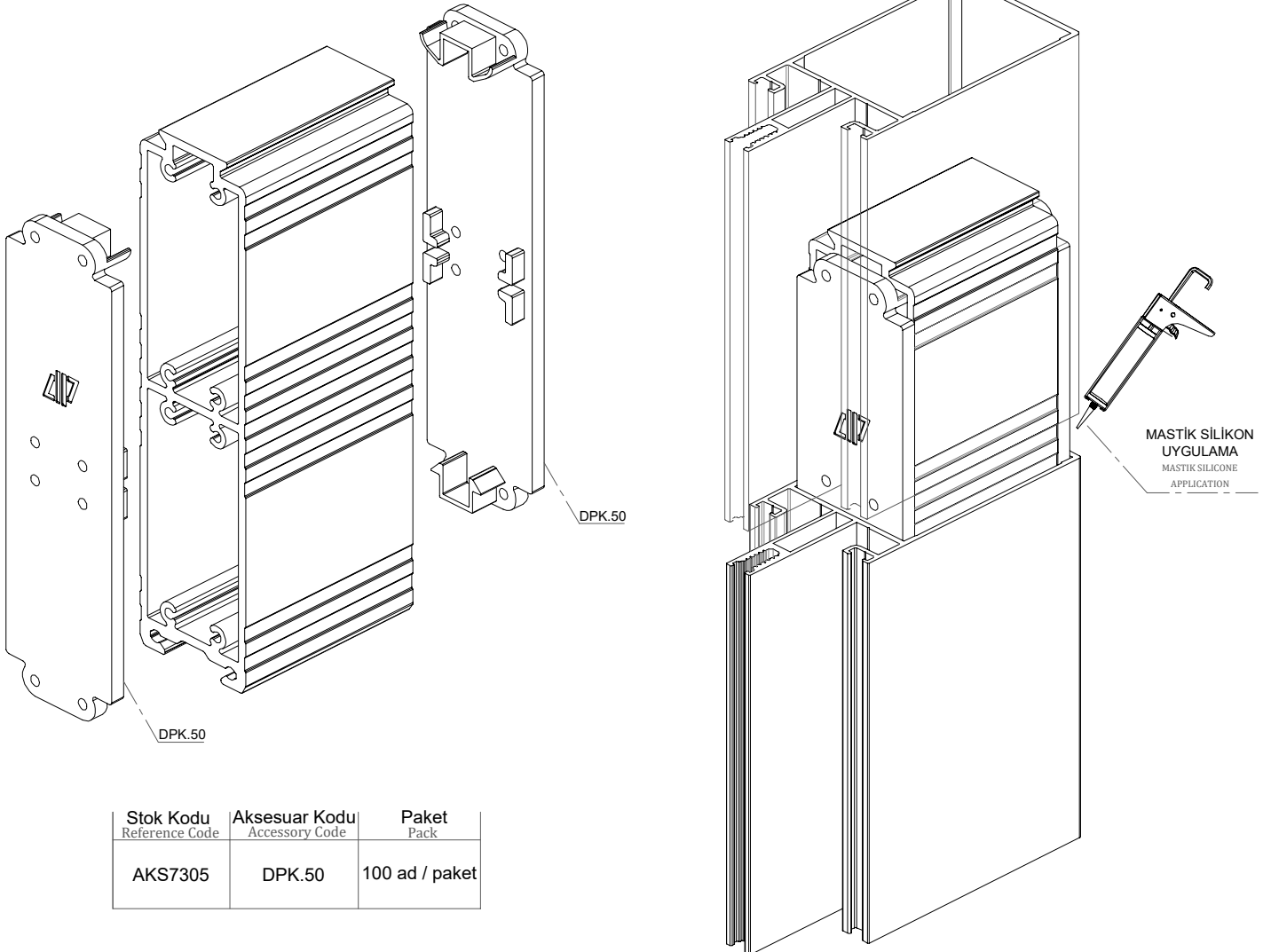
DİLATASYON BAĞLANTI MONTAJ TALİMATLARI
DILATATION CONNECTION ASSEMBLY INSTRUCTIONS



Kullanıldığı Profil (Düşey) Used Profile (Vertical)	Kesim Boyu (mm) Cutting Length (mm)
5115	14,50 mm
5008	20,50 mm
5009	20,50 mm
5006	50,50 mm
5007	50,50 mm
13083	60,50 mm
5004	70,50 mm
5127	70,50 mm
5005	68,50 mm
5002	90,50 mm
13085	88,50 mm
5003	90,50 mm
5000	105,50 mm
5001	105,50 mm
5078	120,00 mm
12264	125,50 mm
5090	119,50 mm
13084	120,00 mm

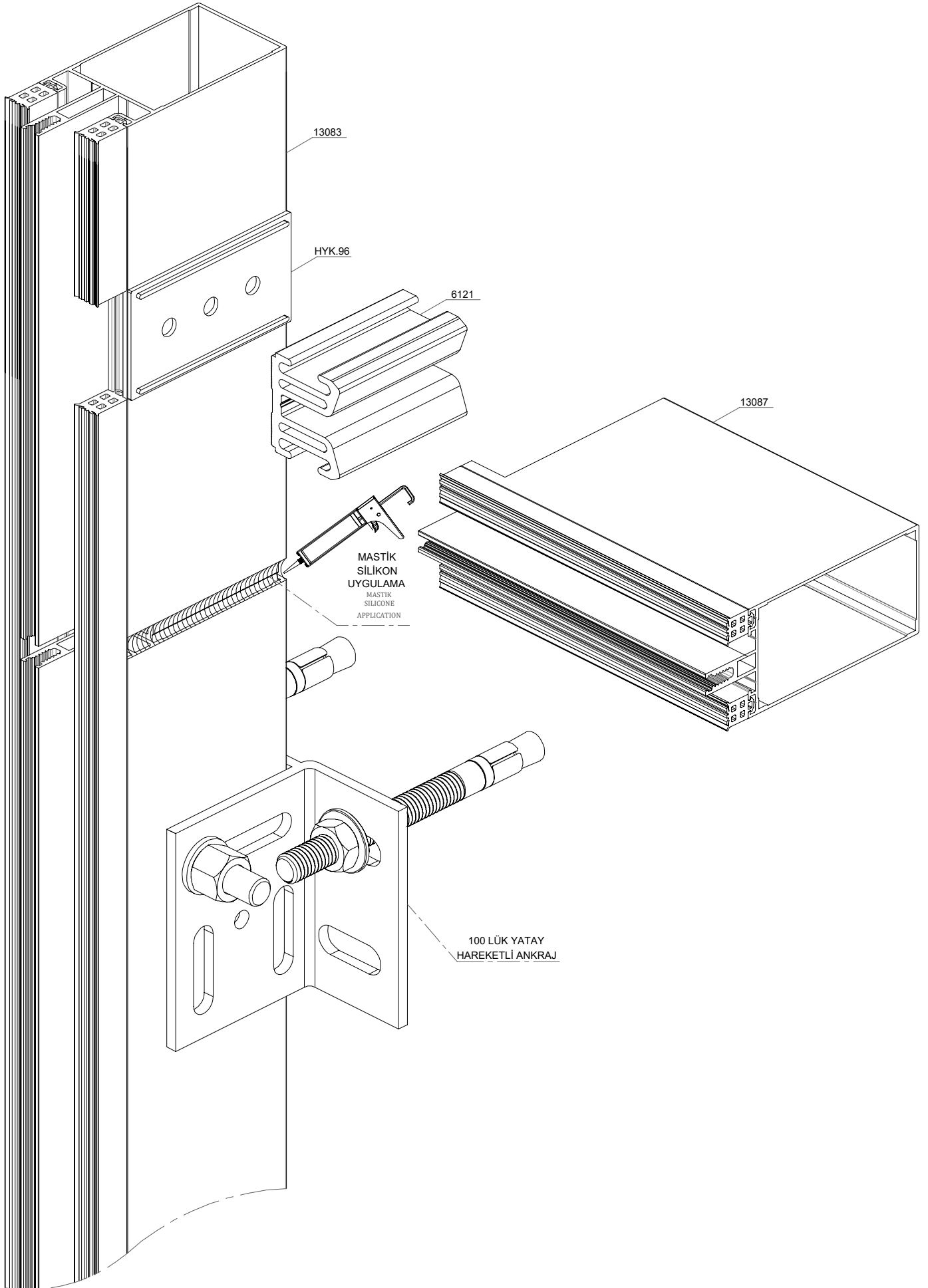
Dilatasyon Profili DILATATION PROFILE	Profil Kodu Profile Code	(kg/mt) Weight
	5129	4,656

!!! BÜTÜN DÜŞEY PROFİLLERLE UYUMLU ÇALIŞIR

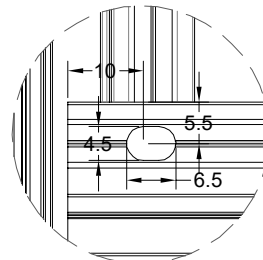
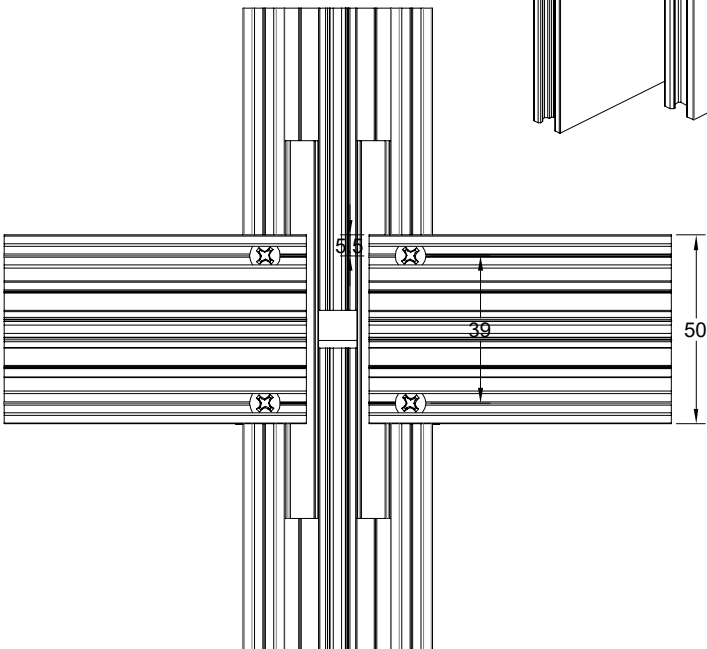
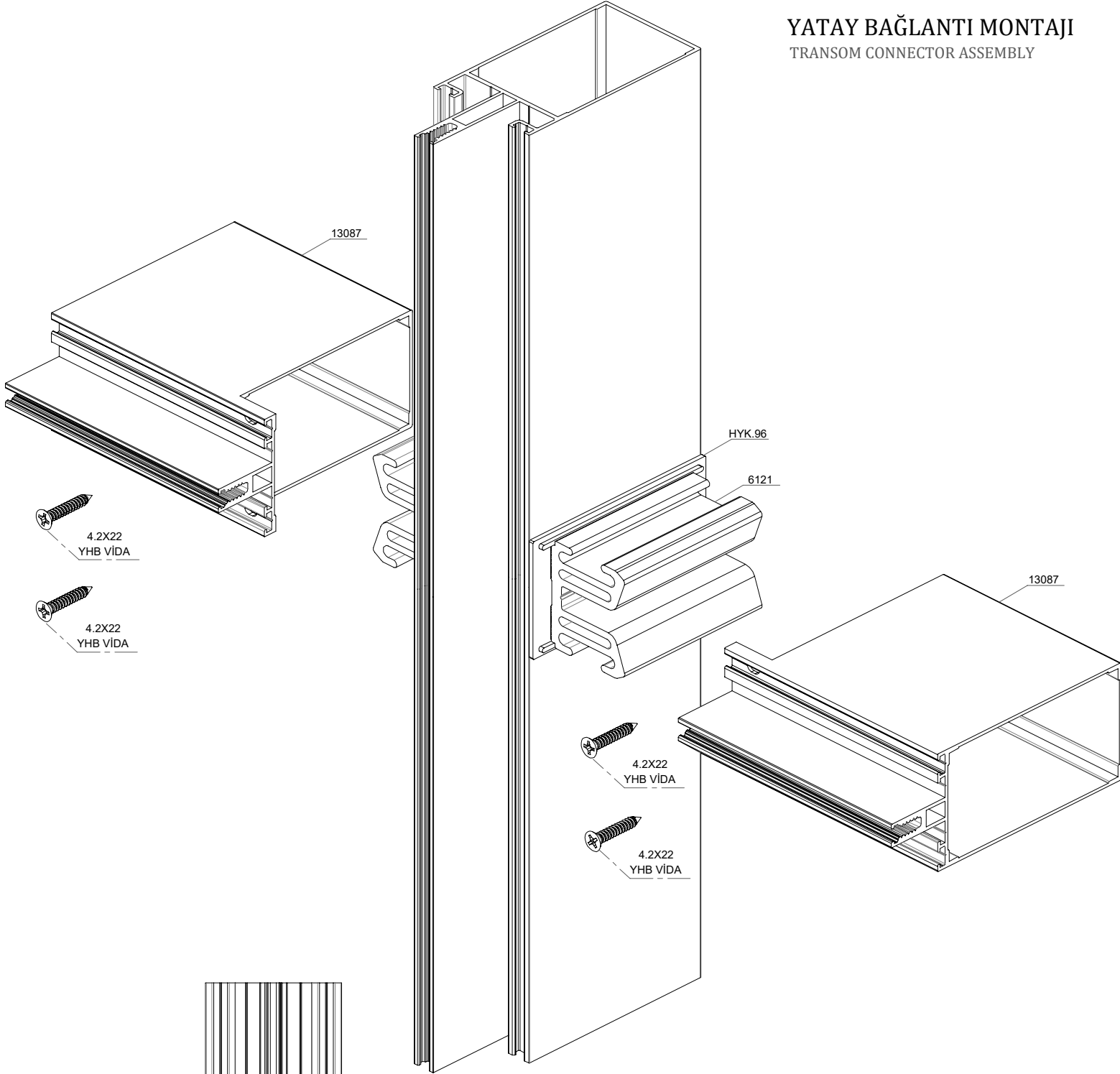


Stok Kodu Reference Code	Aksesuar Kodu Accessory Code	Paket Pack
AKS7305	DPK.50	100 ad / paket

YATAY BAĞLANTI MONTAJI
TRANSOM CONNECTOR ASSEMBLY

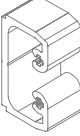


YATAY BAĞLANTI MONTAJI
TRANSOM CONNECTOR ASSEMBLY

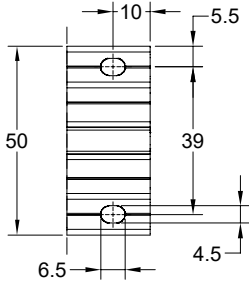


ÖLÇEK : 1/1
SCALE : 1/1

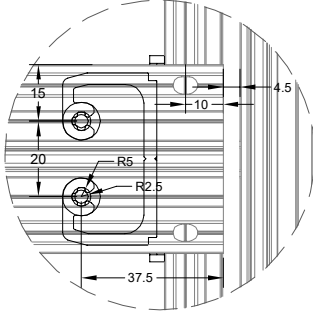
U BAĞLANTI
MONTAJ TALİMATLARI
U CONNECTION
ASSEMBLY INSTRUCTIONS

Bağlantı Profil Kodu Connection Profile Code	Aksesuar Kodu Accessory Code	Kesim Boyu (mm) Cutting Length (mm)	Yatay Profil Kod Horizontal Profile Code	Kullanılacak Vida Adeti Screw
 5042	5042-013	21,50 mm	30 mm - 5013	2 Adet
	5042-015	42,70 mm	50mm - 5122	2 Adet
	5042-025	56,50 mm	65 mm - 5015	3 Adet
	5042-019	69,00 mm	80 mm - 5120	3 Adet
	5042-027	71,50 mm	80mm - 5010,9650, 5126,5125	3 Adet
	5042-021	77,50 mm	86 mm - 5121	3 Adet
		87,50 mm	96 mm - 13087	3 Adet
	5042-024	89,00 mm	100 mm - 8454	4 Adet
	5042-029	97,50 mm	106 mm - 5096 , 9733	4 Adet
	5042-010	117,50 mm	126 mm - 5095	5 Adet
	5042-012	137,50 mm	146 mm - 13086	5 Adet
	5042-030	157,50 mm	166 mm - 12263	5 Adet

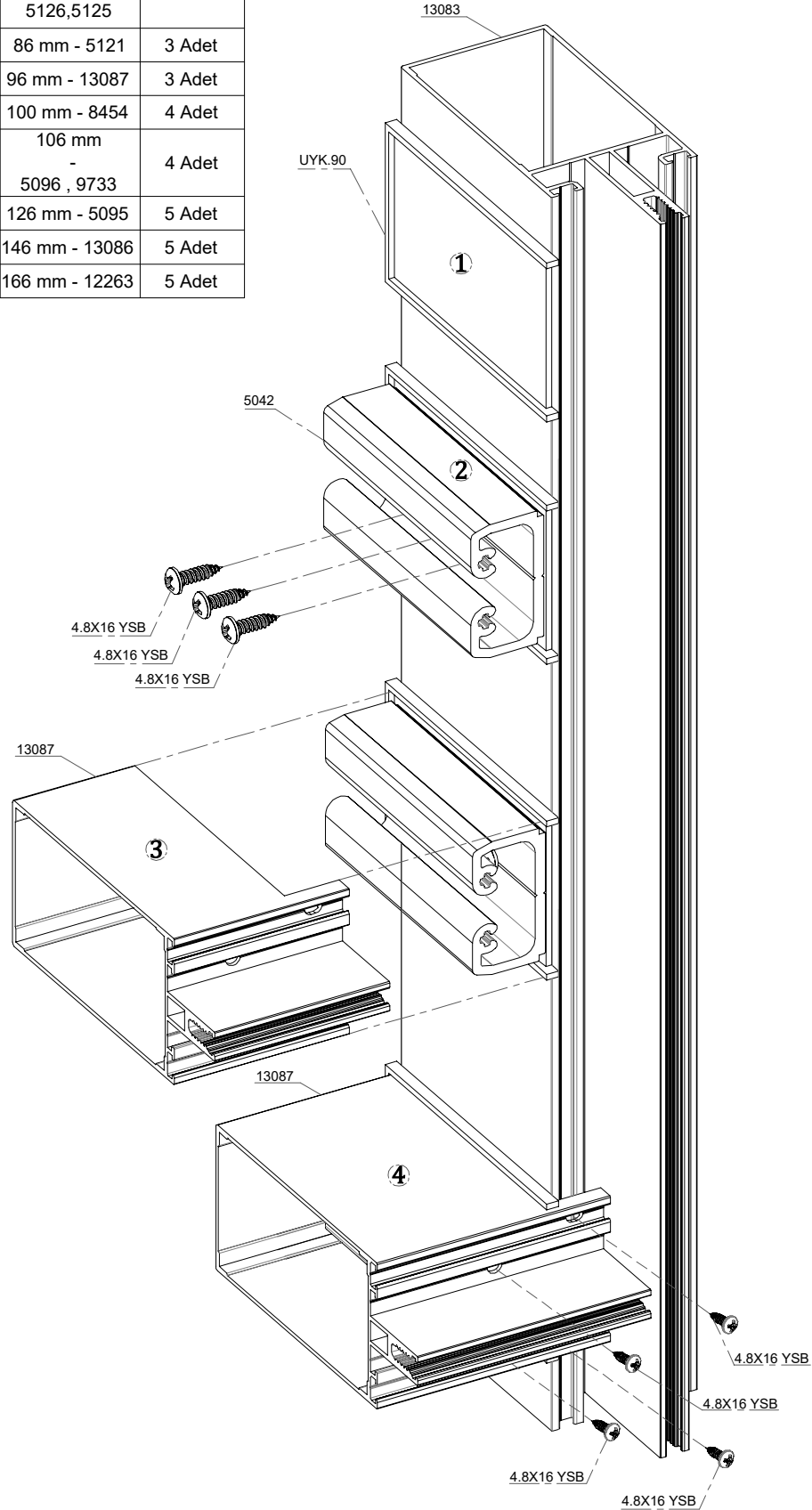
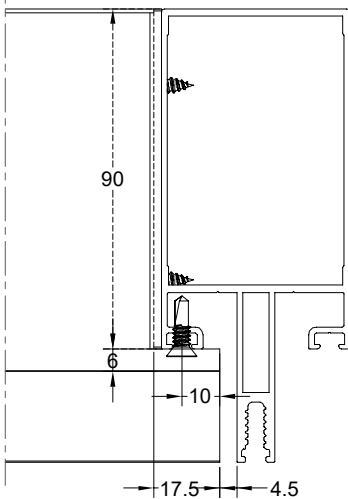
★ Yatay Profil Slot Kesim Ölçüsü
Horizontal Profile Cutting Dimension



★ U Profil Vida Kesim Ölçüsü
U Profile Screw Cutting Dimension

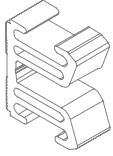


★ Yatay Profil Kertme Ölçüsü
Horizontal Profile Cutting Dimension



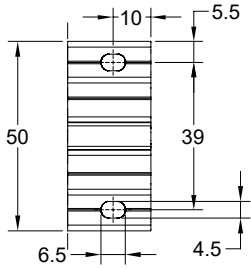
HEMİYÜZ BAĞLANTI
MONTAJ TALİMATLARI
SYMMETRICAL CONNECTION
ASSEMBLY INSTRUCTIONS

Bağlantı Profil Kodu Connection Profile Code	Aksesuar Kodu Accessory Code	Kesim Boyu (mm) Cutting Length (mm)	Yatay Profil Kod Horizontal Profile Code	Kullanılacak Vida Adeti Screw
6121	6121-011	21,50 mm	30 mm - 5013	2 Adet
	6121-013	42,70 mm	50mm - 5122	2 Adet
	6121-014	56,50 mm	65 mm - 5015	3 Adet
	6121-017	69,00 mm	80 mm - 5120	3 Adet
	6121-018	71,50 mm	80mm - 5010,9650, 5126,5125	3 Adet
	6121-019	77,50 mm	86 mm - 5121	3 Adet
		87,50 mm	96 mm - 13087	3 Adet
	6121-003	89,00 mm	100 mm - 8454	4 Adet
	6121-005	97,50 mm	106 mm - 5096 , 9733	4 Adet
	6121-008	117,50 mm	126 mm - 5095	5 Adet
	6121-022	137,50 mm	146 mm - 13086	5 Adet
	6121-010	157,50 mm	166 mm - 12263	5 Adet

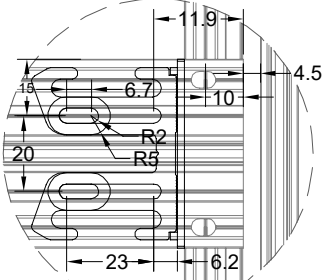


6121

★ Yatay Profil Kesim Ölçüsü
Horizontal Profile Cutting Dimension

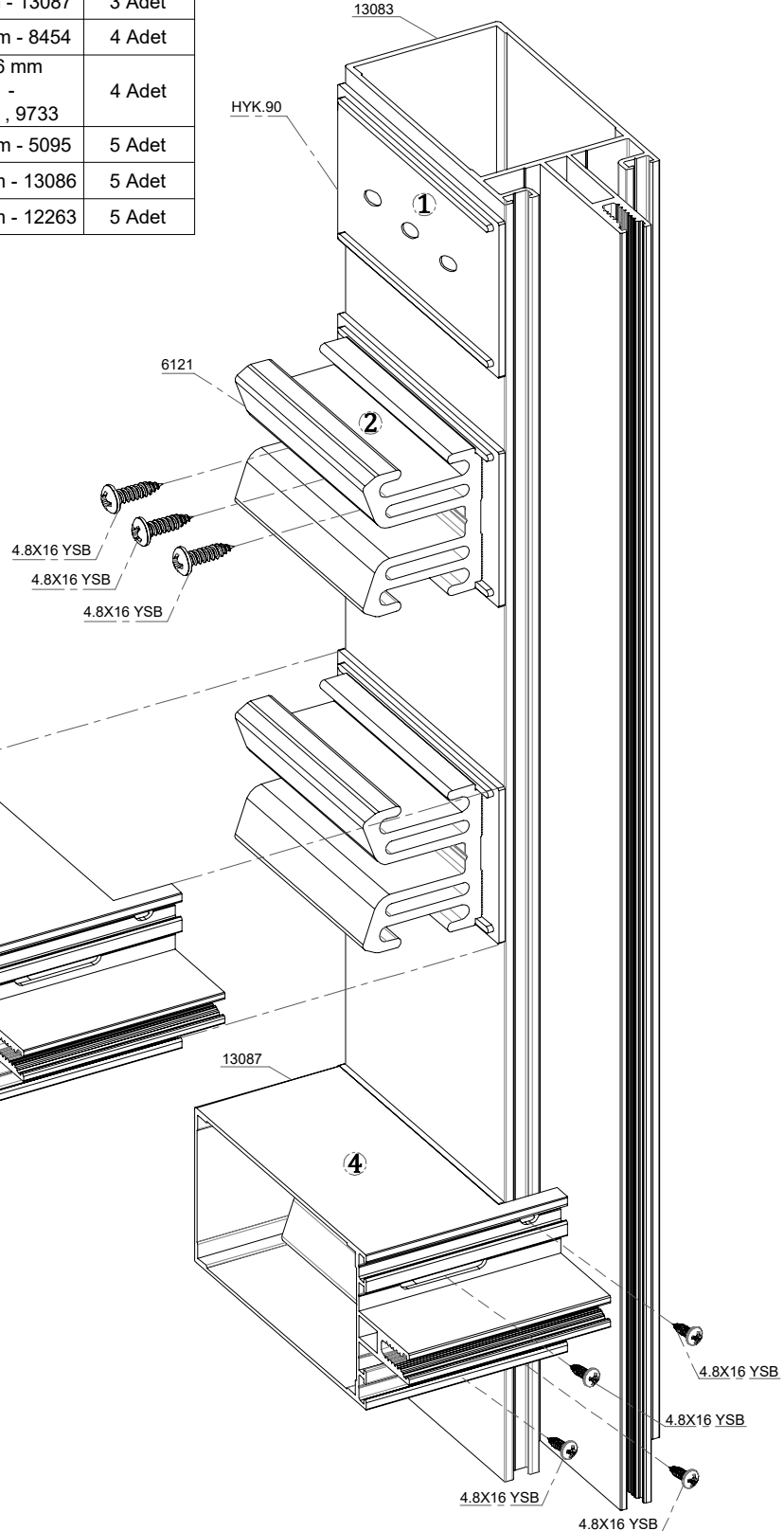
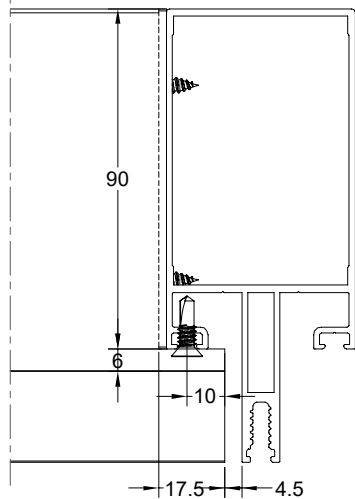


★ Bağlantı Profil Vida Kesim Ölçüsü
Connection Profile Screw Cutting Dimension

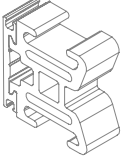


6.2-23 mm aralığında vida deliği açılabilir.
6.2-23 mm

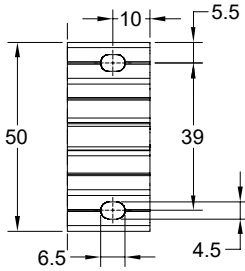
★ Yatay Profil Kertme Ölçüsü
Horizontal Profile Cutting Dimension



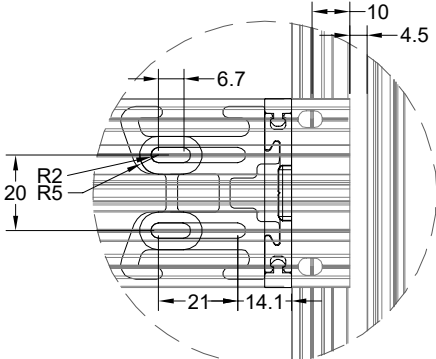
KIRLANGIÇ BAĞLANTI
MONTAJ TALİMATLARI
DOVETAIL CONNECTION
ASSEMBLY INSTRUCTIONS

Bağlantı Profil Kodu Connection Profile Code	Aksesuar Kodu Accessory Code	Kesim Boyu (mm) Cutting Length (mm)	Yatay Profil Kod Horizontal Profile Code	Kullanılacak Vida Adeti Screw
 5040-5041	5040-005	21,50 mm	30 mm - 5013	2 Adet
	5040-007	42,70 mm	50mm - 5122,	2 Adet
	5040-018	56,50 mm	65 mm - 5015	3 Adet
	5040-019	69,00 mm	80 mm - 5120	3 Adet
	5040-011	71,50 mm	80mm - 5010,9650, 5126,5125	3 Adet
	5040-020	77,50 mm	86 mm - 5121	3 Adet
		87,50 mm	96 mm - 13087	3 Adet
	5040-021	89,00 mm	100 mm - 8454	4 Adet
	5040-014	97,50 mm	106 mm - 5096 , 9733	4 Adet
	5040-003	117,50 mm	126 mm - 5095	5 Adet
	5040-016	137,50 mm	146 mm - 13086	5 Adet
	5040-004	157,50 mm	166 mm - 12263	5 Adet

★ Yatay Profil Kesim Ölçüsü
Horizontal Profile Cutting Dimension

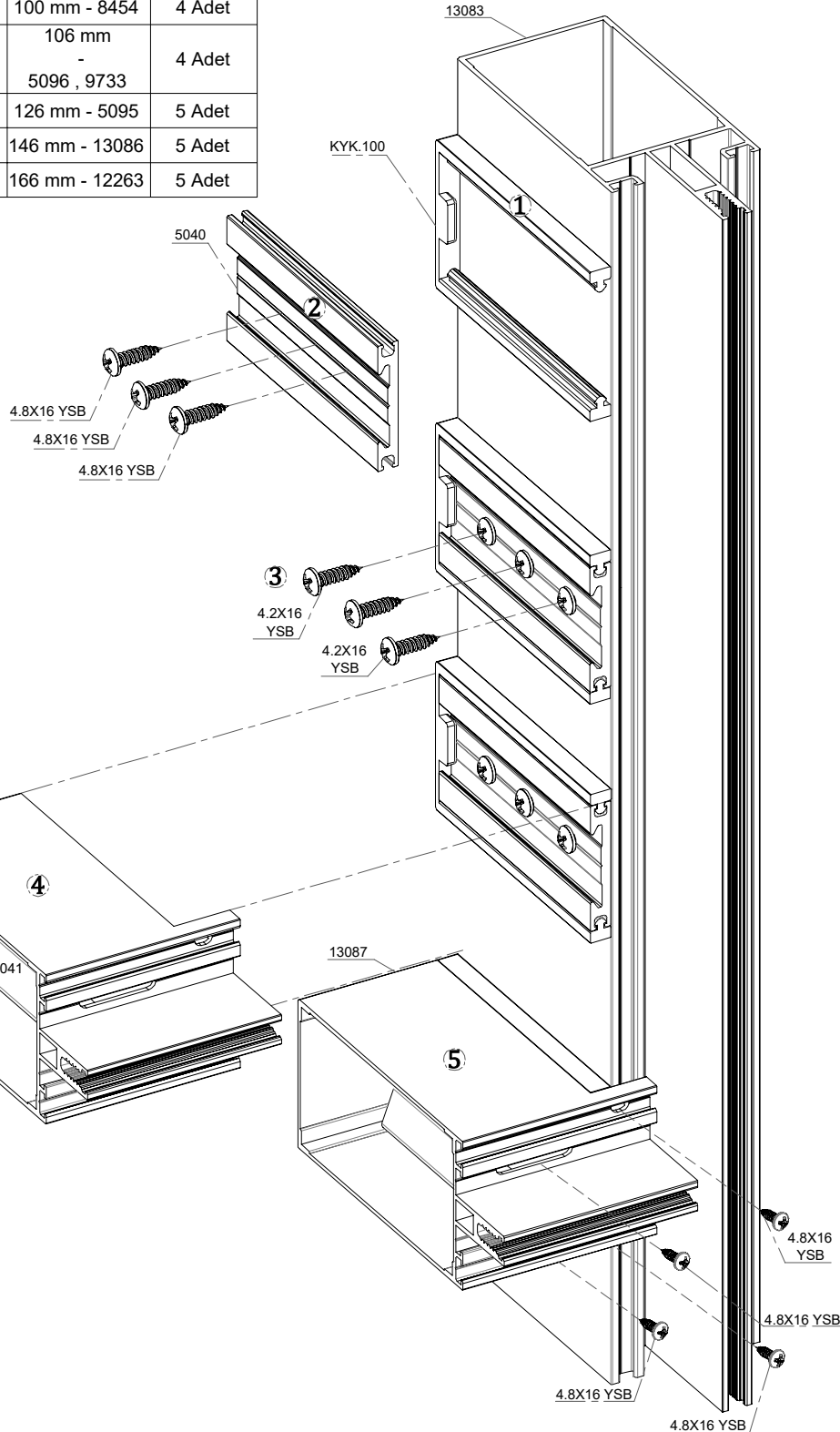
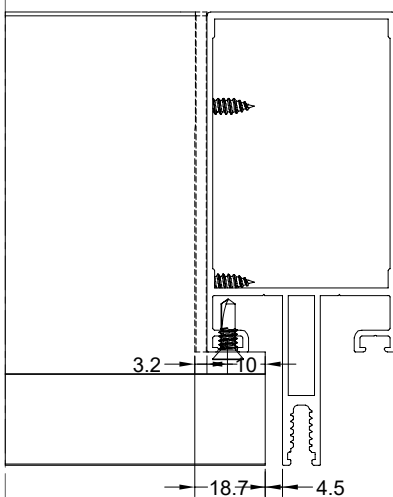


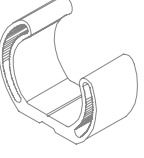
★ Kırlangıç Bağlantı Vida Kesim Ölçüsü
Connection Screw Cutting Dimension



14.1-21 mm aralığında vida deliği açılabilir.
14.1-21 mm

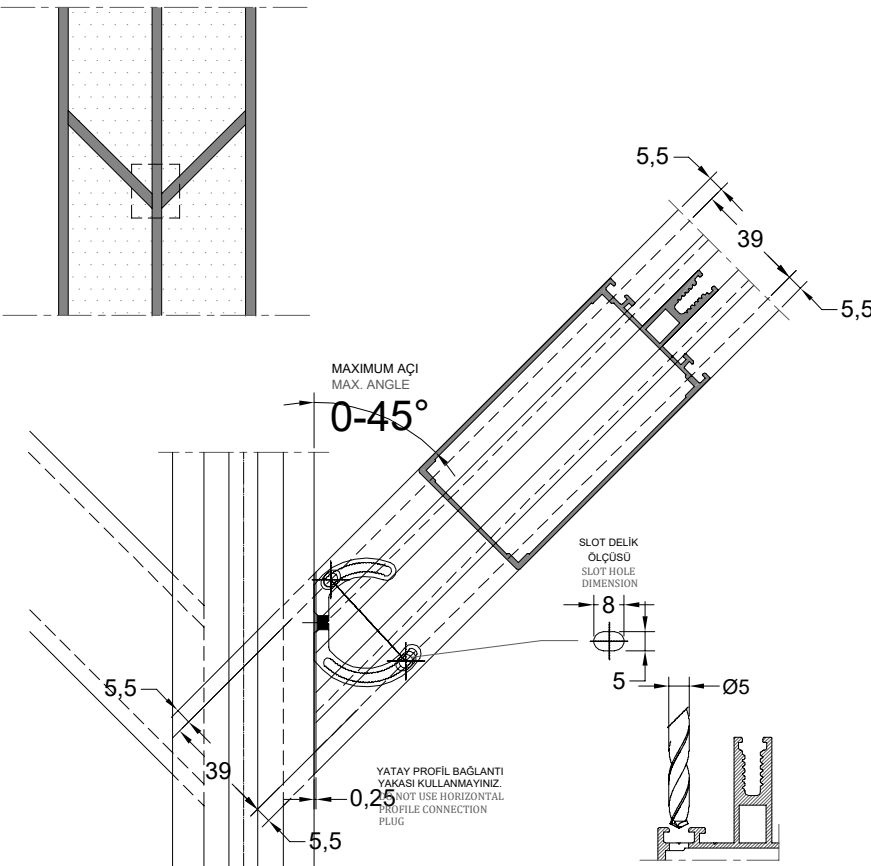
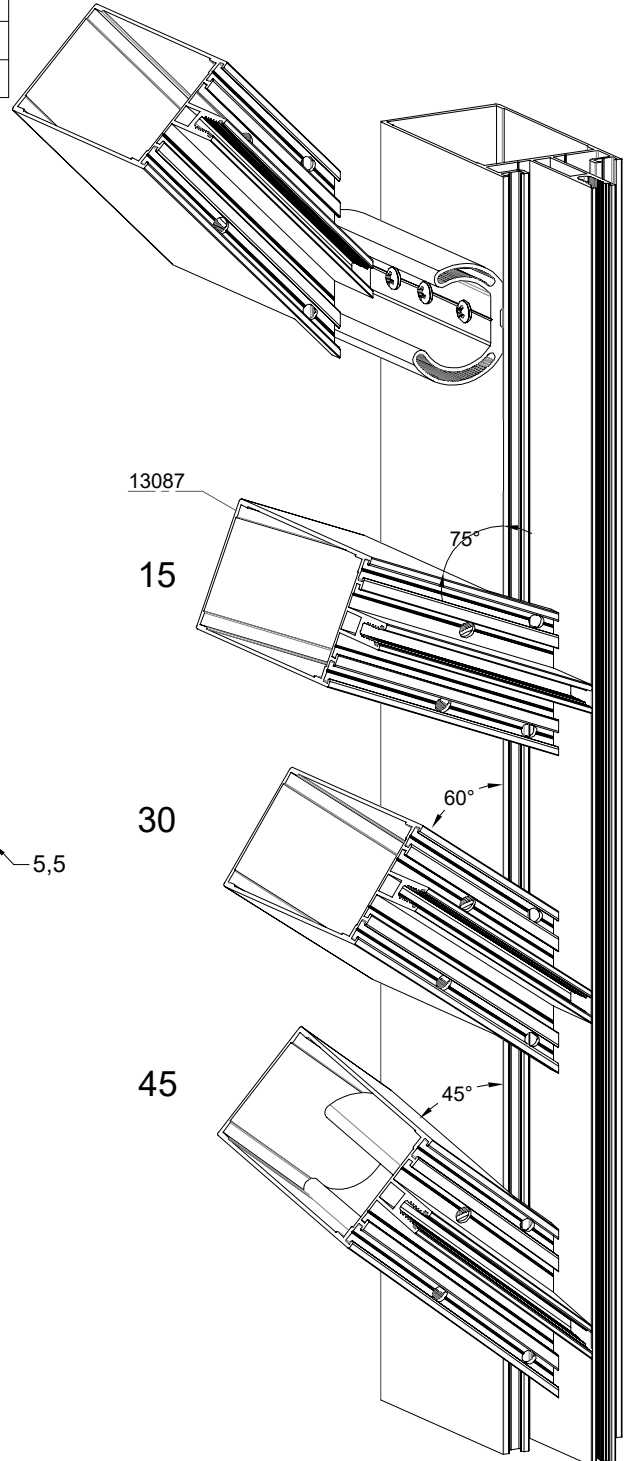
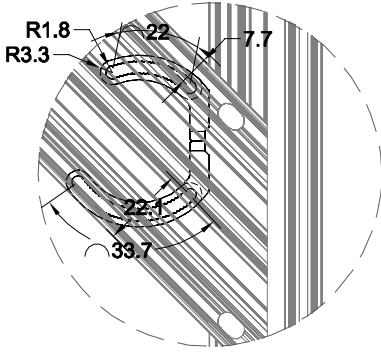
★ Yatay Profil Kertme Ölçüsü
Horizontal Profile Cutting Dimension



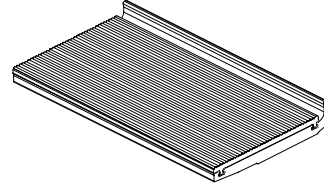
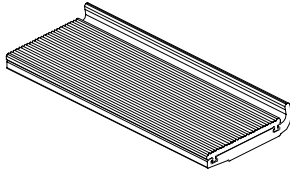
Bağlantı Profil Kodu Connection Profile Code	Aksesuar Kodu Accessory Code	Kesim Boyu (mm) Cutting Length (mm)	Yatay Profil Kod Horizontal Profile Code	Kullanılacak Vida Adeti Screw
 13090	13090-008	21,50 mm	30 mm - 5013	2 Adet
	13090-011	42,70 mm	50mm - 5122,	2 Adet
	13090-012	56,50 mm	65 mm - 5015	3 Adet
	13090-015	69,00 mm	80 mm - 5120	3 Adet
	13090-021	71,50 mm	80mm - 5010,9650, 5126,5125	3 Adet
	13090-017	77,50 mm	86 mm - 5121	3 Adet
		87,50 mm	96 mm - 13087	3 Adet
	13090-019	89,00 mm	100 mm - 8454	4 Adet
	13090-020	97,50 mm	106 mm - 5096 , 9733	4 Adet
	13090-005	117,50 mm	126 mm - 5095	5 Adet
	13090-006	137,50 mm	146 mm - 13086	5 Adet
	13090-007	157,50 mm	166 mm - 12263	5 Adet

AÇILI U BAĞLANTI
MONTAJ TALİMATLARI
ANGLE U CONNECTION
ASSEMBLY INSTRUCTIONS

★ C Bağlantı Vida Kesim Ölçüsü
C Connection Screw Cutting Dimension

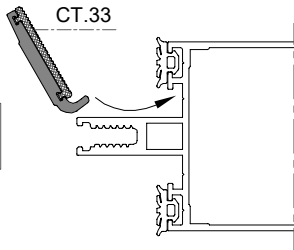


CAM ALTI TAKOZ ŞEMASI
SUB-GLAZING WEDGE DIAGRAM

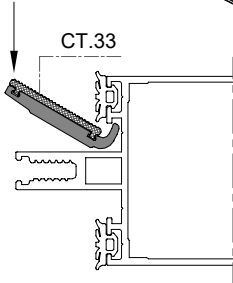


Profil Kodu Profile Code	Stok Kodu Reference Code	Aksesuar Kodu Accessory Code
12333-50mm	AKS681	
12333-75mm	AKS685	CT.33
12333-90mm	AKS682	

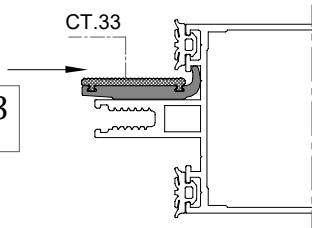
Profil Kodu Profile Code	Stok Kodu Reference Code	Aksesuar Kodu Accessory Code
12332-50mm	AKS681	
12332-75mm	AKS686	CT.43
12332-90mm	AKS684	



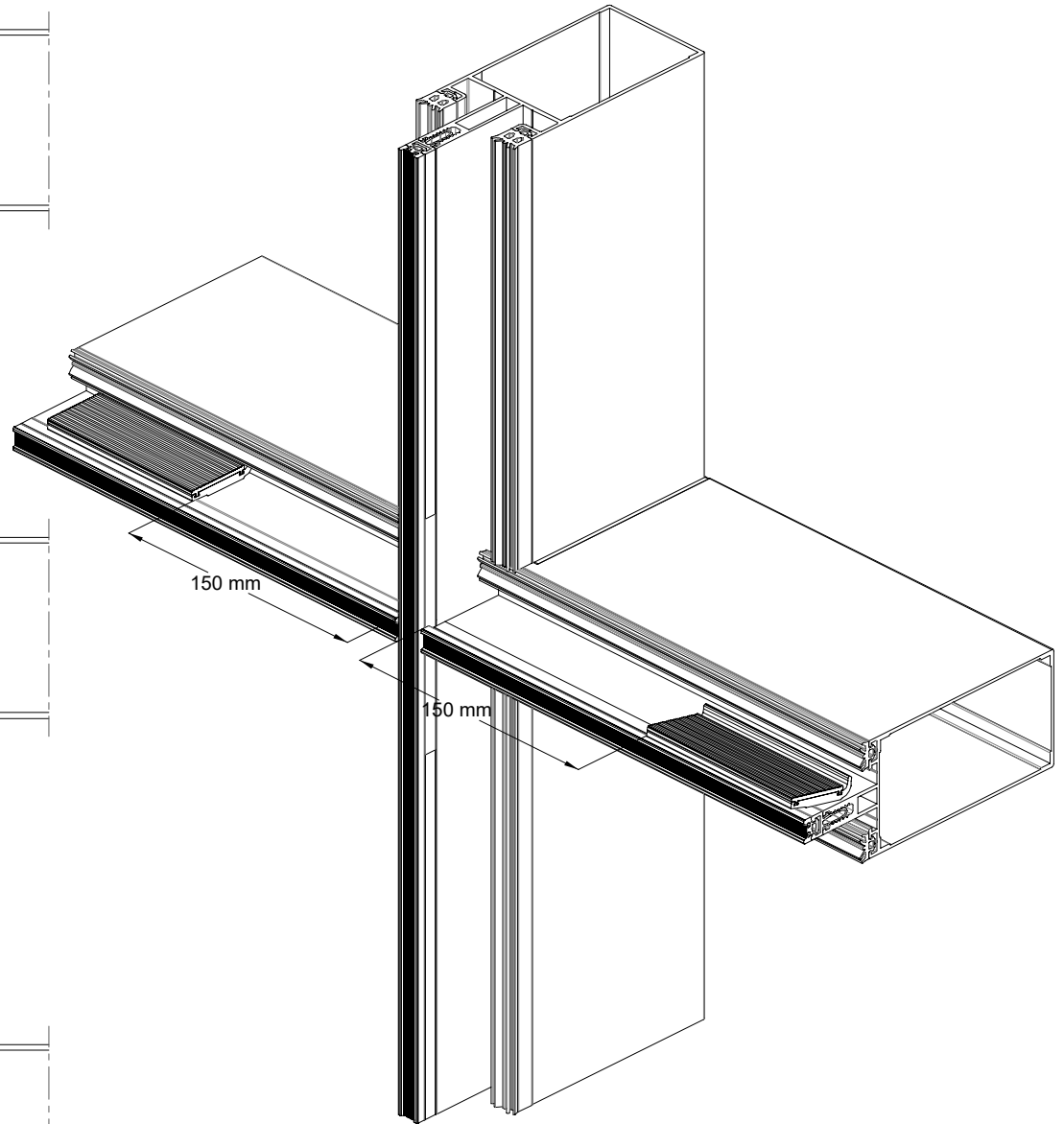
ADIM.1
STEP.1



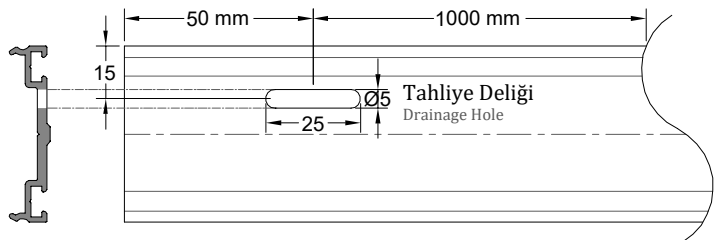
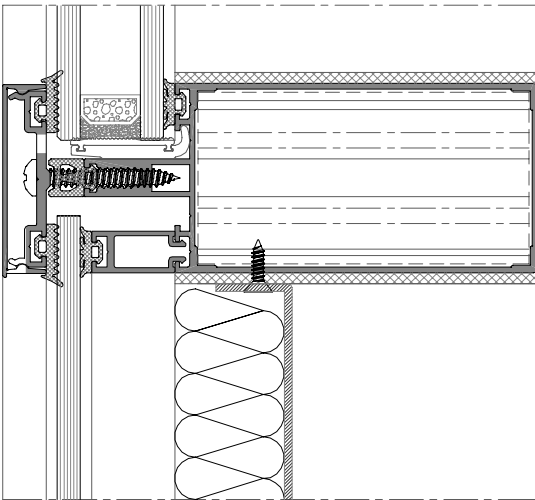
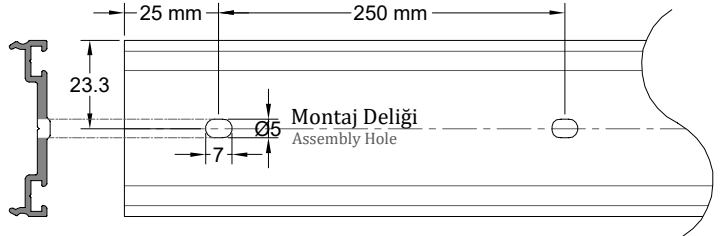
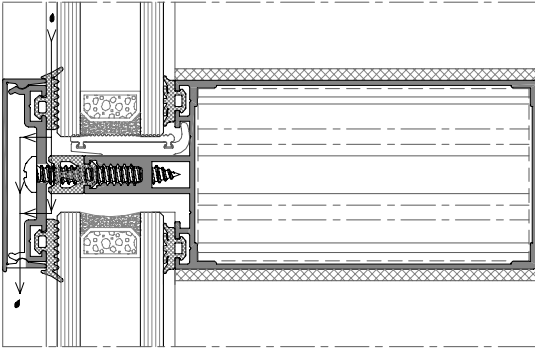
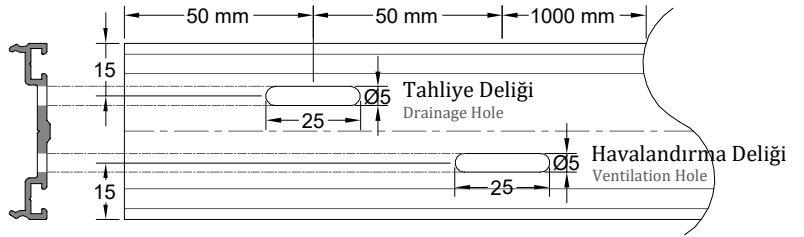
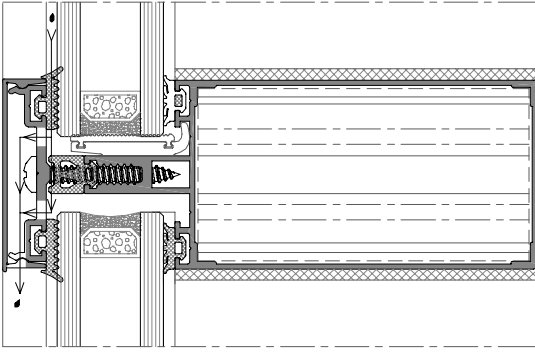
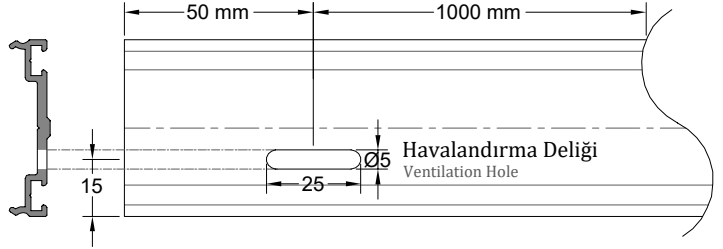
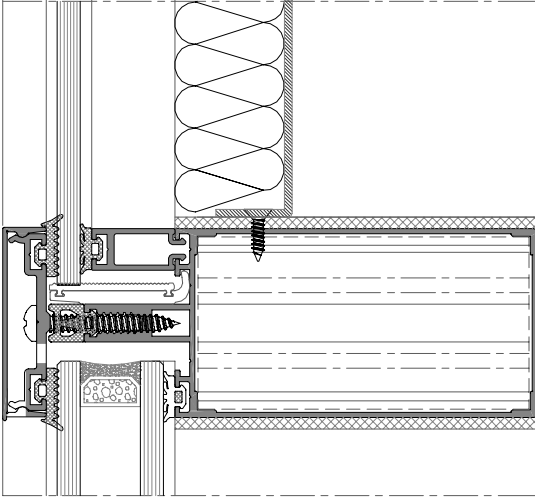
ADIM.2
STEP.2



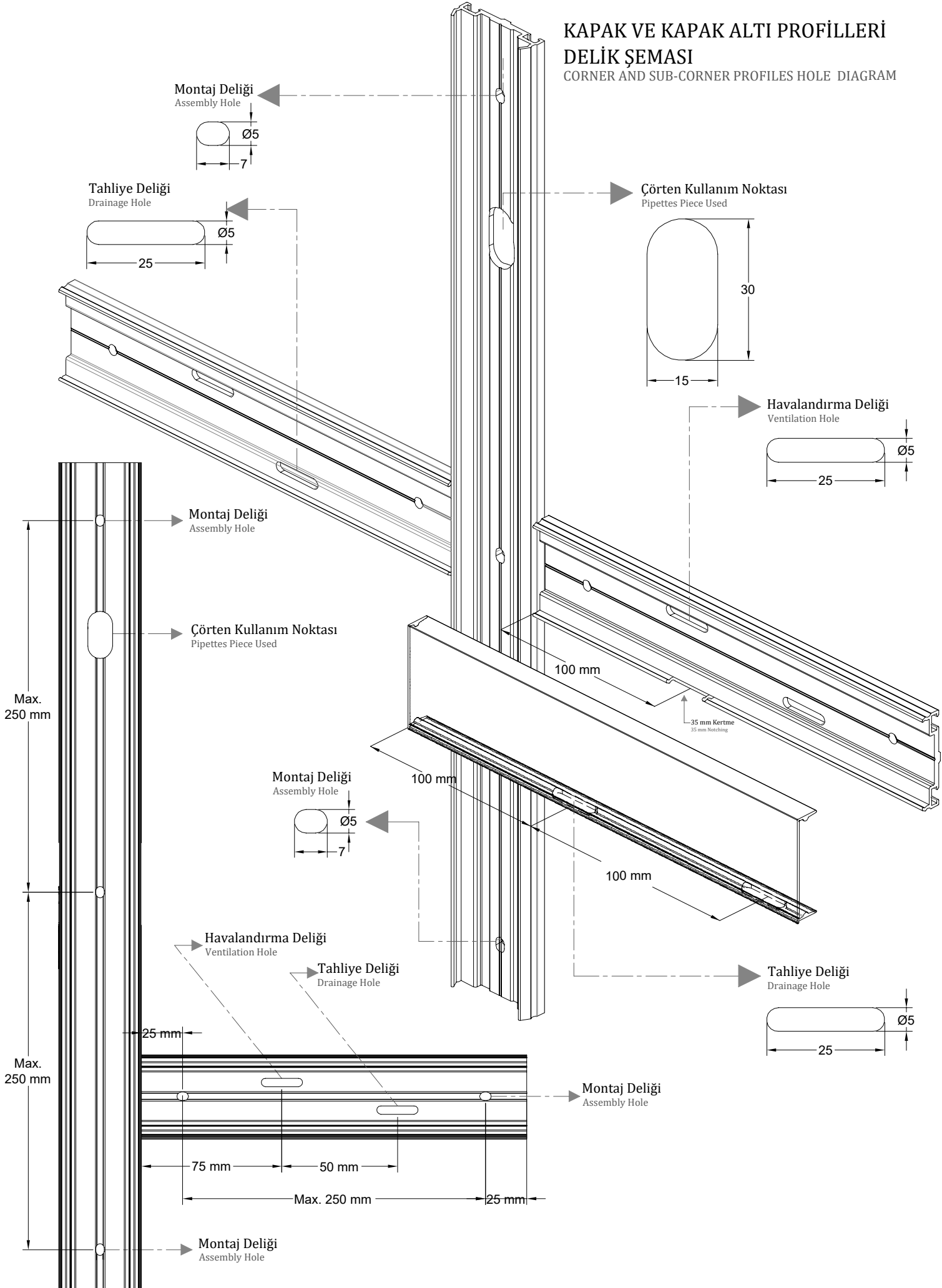
ADIM.3
STEP.3

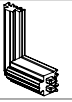









KAPAK VE KAPAK ALTI
PROFİLLERİ DELİK İŞLEMLERİ
CORNER AND SUB-CORNER PROFILES
HOLE PHASE

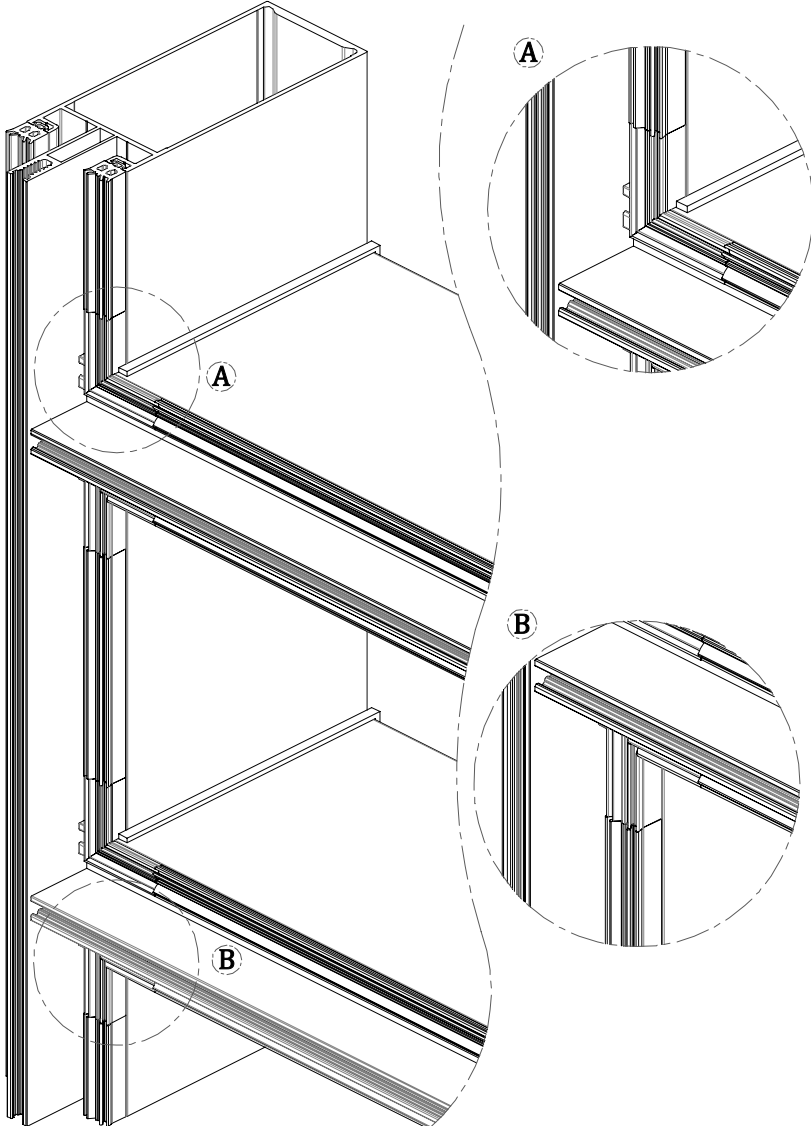
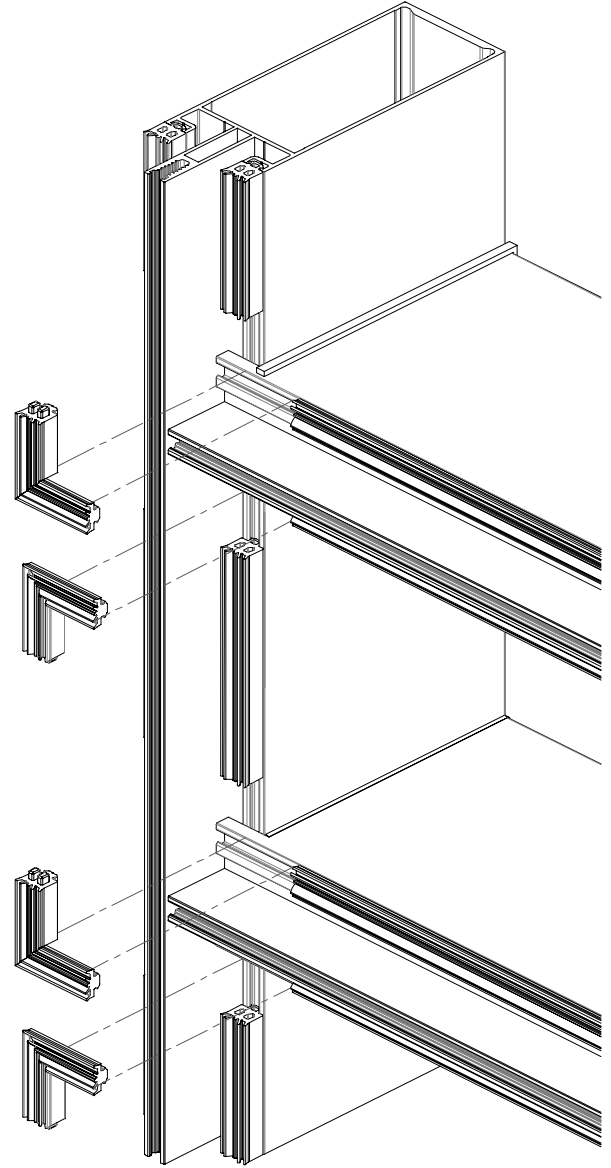


**KAPAK VE KAPAK ALTI PROFİLLERİ
DELİK ŞEMASI**
CORNER AND SUB-CORNER PROFILES HOLE DIAGRAM

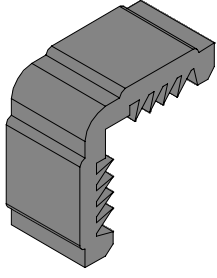



AKSESUAR STOK KODU ACCESSORY	AKSESUAR KODU REFERENCE CODE	AKSESUAR KODU PRODUCT CODE	PAKET PACK
	AKS1483	FS50-CVK.93 (CF.09+CF.03)	40 tk / paket
	AKS1484	FS50-CVK.104 (CF.10+CF.04)	40 tk / paket
	AKS1485	FS50-CVK.115 (CF.11+CF.05)	40 tk / paket
	AKS1486	FS50-CVK.126 (CF.12+CF.06)	40 tk / paket
	AKS1487	FS50-CVK.137 (CF.13+CF.07)	40 tk / paket
	AKS1488	FS50-CVK.148 (CF.14+CF.08)	40 tk / paket
	AKS1489	FS50-CVK.159 (CF.15+CF.09)	40 tk / paket
	AKS7288	FS50-CVK.1812 (CF.18+CF.12)	40 tk / paket

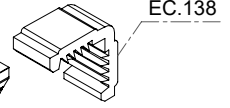
VULKANİZE KÖŞE MONTAJ ŞEMASI
VULCANIZE CORNER ASSEMBLY DIAGRAM



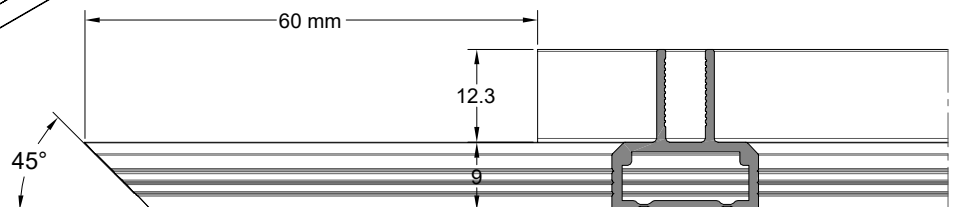
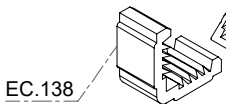
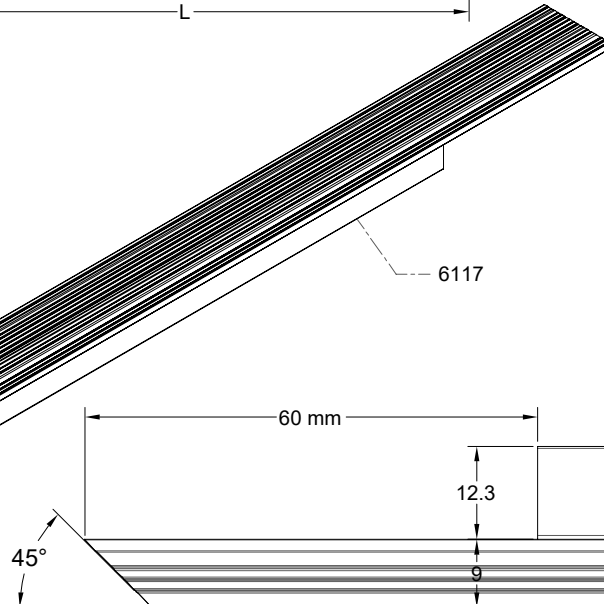
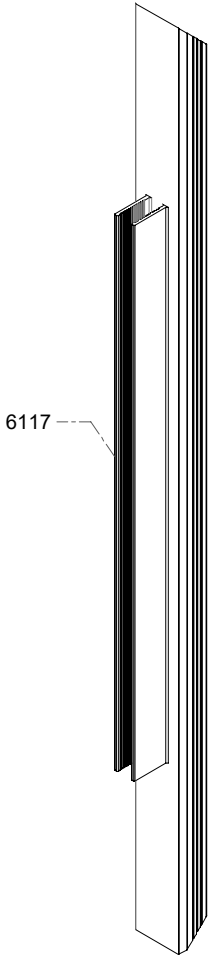
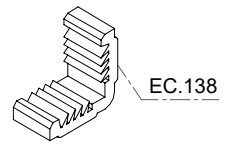
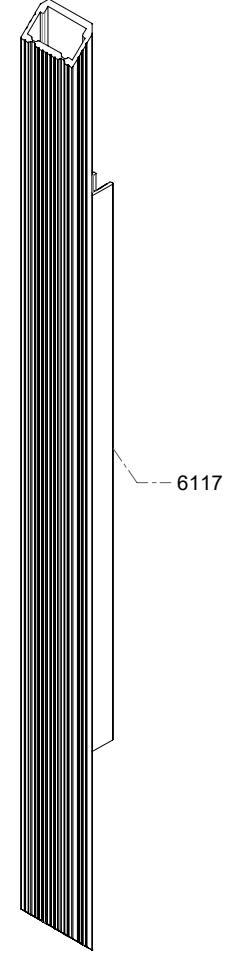
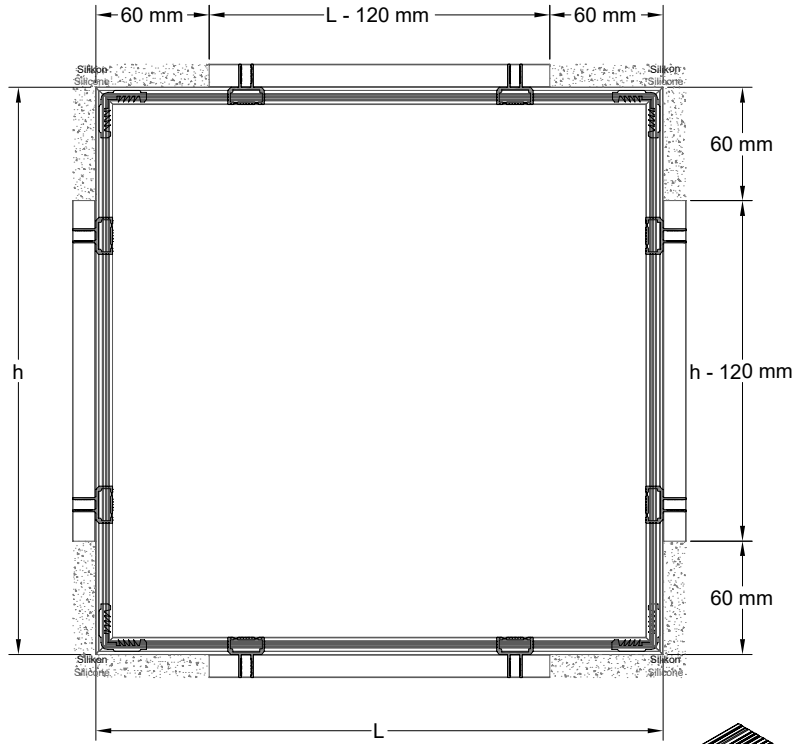
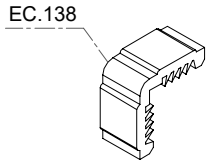
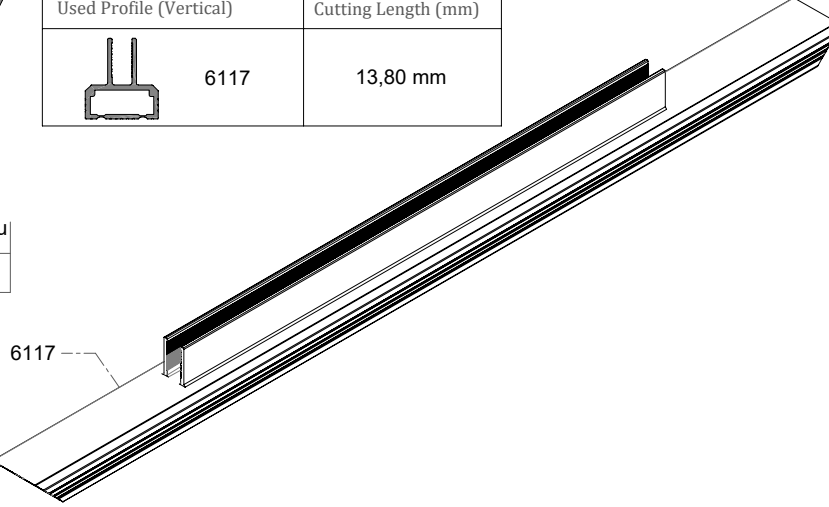
20 mm CAM ÇİTASI İÇİN 45° KÖŞE BAĞLANTI MONTAJ TALİMATI
20 mm GLAZING BEAD FOR 45° CORNER CONNECTION ASSEMBLY INSTRUCTIONS



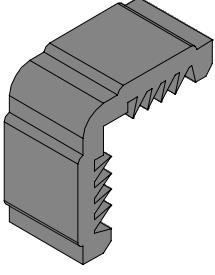
Kullanıldığı Profil (Düsey) Used Profile (Vertical)	Kesim Boyu (mm) Cutting Length (mm)
 6117	13,80 mm




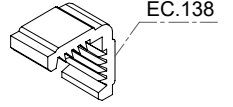
Stok Kodu Reference Code	Aksesuar Kodu Accessory Code
AKS810	EC.138



20 mm CAM ÇİTASI İÇİN 90° KÖŞE BAĞLANTI MONTAJI
20 mm GLAZING BEAD FOR 90° CORNER CONNECTION ASSEMBLY



Kullanıldığı Profil (Düsey) Used Profile (Vertical)	Kesim Boyu (mm) Cutting Length (mm)
 6117	13,80 mm



Stok Kodu Reference Code	Aksesuar Kodu Accessory Code
AKS810	EC.138

