


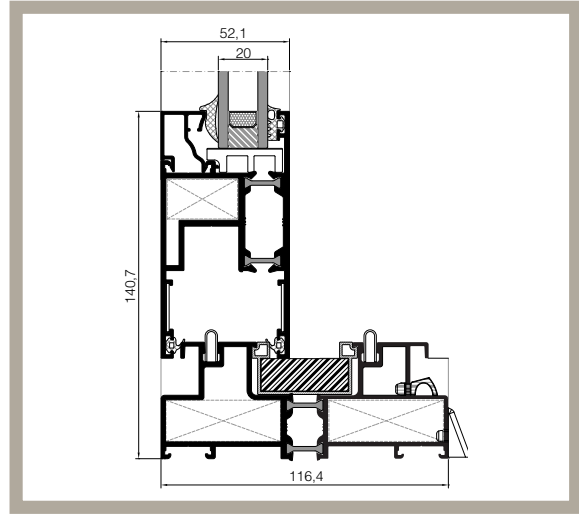

# MİMARİ KATALOG

## ARCHITECTURAL CATALOGUE

Alüminyum Kapı Pencere ve Giydirme Cephe Sistemleri  
Aluminium Door Window and Facade Systems



# RST116



## TEKNİK ÖZELLİKLER / TECHNICAL PROPERTIES

KASA DERİNLİĞİ / FRAME DEPTH	min 116,4 mm - max 180,8 mm
KANAT DERİNLİĞİ / VENT DEPTH	52,1 mm
PROFİL ET KALINLIĞI / PROFILE WALL THICKNESS	1,6 / 1,8 / 2 mm
CAM KALINLIĞI / GLASS THICKNESS	min 5 mm-max 33 mm
ISI BARIYERLERİ / THERMAL INSULATION BARS	14,8 mm

## KULLANIM SEÇENEKLERİ / APPLICATION ALTERNATIVES

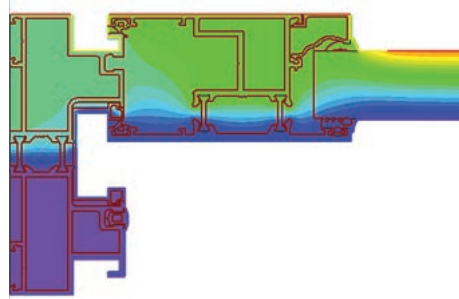
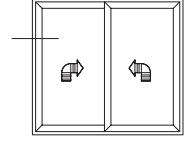
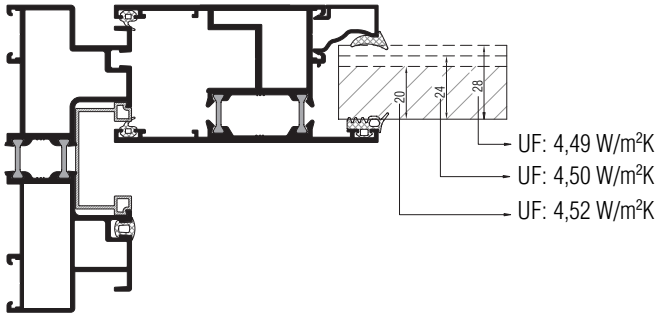
	KAPI DOOR	PENCERE WINDOW
KALDIR SÜR / LIFT & SLIDE	•	•
BASİT SÜRME / SLIDING	•	•
45° KANAT BİRLEŞİMİ / 45° VENT COMBINATION	•	•
CAM ÇITALI KANAT / VENT WITH GLAZING BEAD	•	•
MONO RAYLI KASA / MONO RAILED FRAME	•	•
3 RAYLI KASA / THREE RAILED FRAME	•	•
SABİT KASA / FIXED FRAME	•	•

## PERFORMANS DEĞERLERİ / PERFORMANCE VALUES


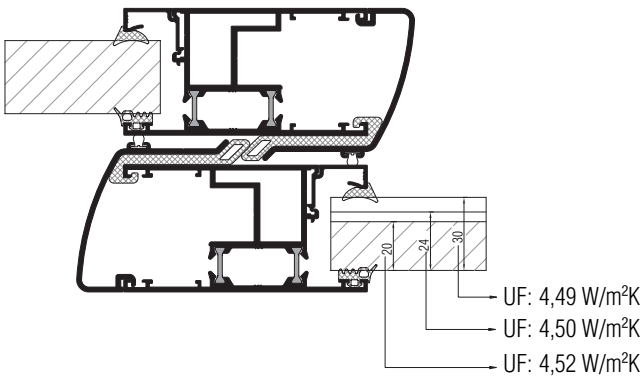
HAVA GEÇİRGENLİĞİ - EN 12207 AIR PERMEABILITY	1 (150 Pa)	2 (300 Pa)	1 (450 Pa)	4 (600 Pa)						
SU SIZDIRMAZLIĞI - EN 12208 WATERTIGHTNESS	2A (50 Pa)	3A (100 Pa)	4A (150 Pa)	5A (200 Pa)	6A (250 Pa)	7A (300 Pa)	8A (450 Pa)	9A (600 Pa)	E... (600+ Pa)	E1200 (1200 Pa)
RÜZGAR YÜKÜNE DAYANIM - EN 12210 RESISTANCE TO WIND LOAD	1 (400 Pa)	2 (800 Pa)	3 (1200 Pa)	4 (1600 Pa)	5 (2000 Pa)	E... (2000+ Pa)				
SEHİM KRİTERİ - EN 12210 DEFLECTION CRITERIA	A (L/150)	B (L/200)	C (L/300)							
SİSTEM UF DEĞERİ - EN 10077-2 THERMAL INSULATION VALUE							3,89 ~ 4,52 W/m²K			
SİSTEM SES YALITIMI - EN 10140-2 ACOUSTIC PERFORMANCE VALUE							30 Db			

## ISI YALITIM DEĞERLERİ (UF) / Thermal Insulation Value (UF)

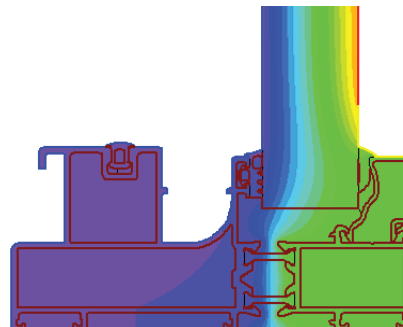
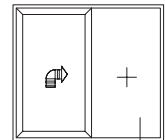
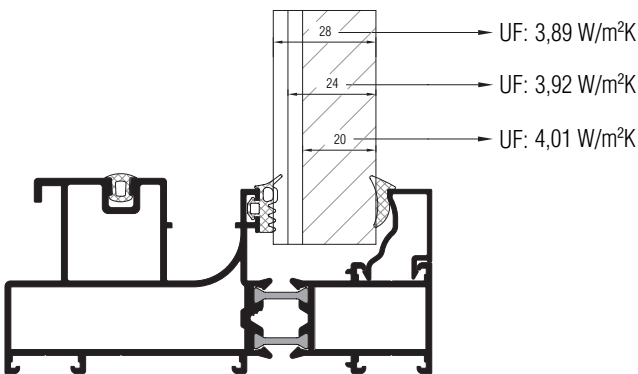
Cam Kalınlıkları : 5 mm - max. 33 mm  
Glass Thickness



Cam Kalınlıkları : 5 mm - max. 33 mm  
Glass Thickness



Cam Kalınlıkları : 5 mm - max. 33 mm  
Glass Thickness



01

02

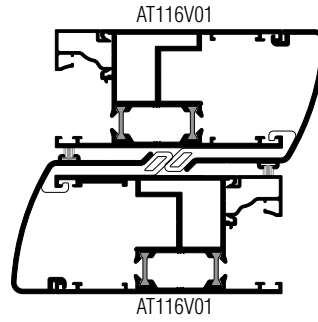
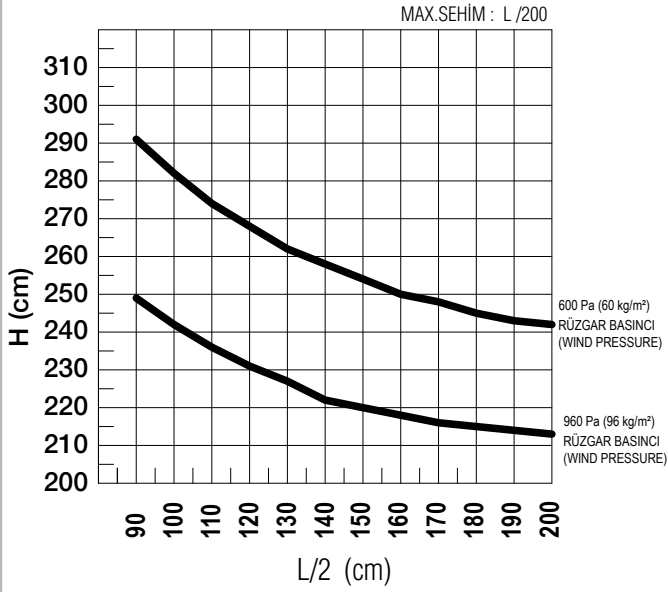
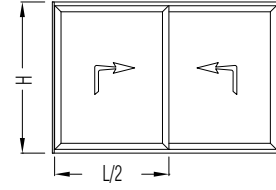
03

04

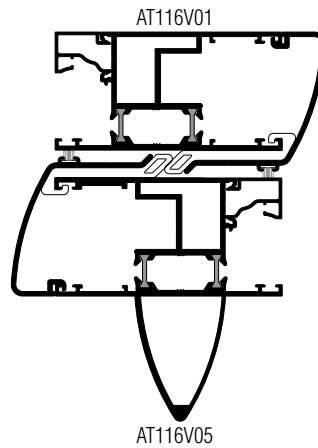
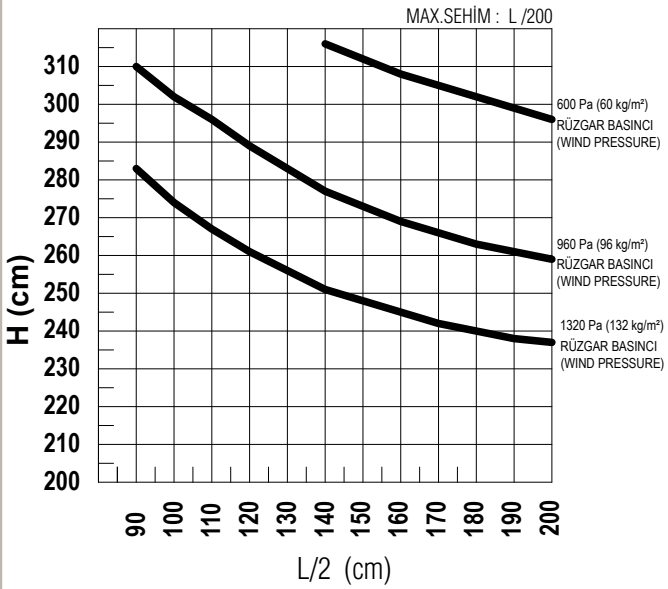
05

06

## RÜZGAR YÜKÜNE GÖRE KULLANIM LİMİTLERİ GRAFİĞİ USAGE DIAGRAM FOR THE WIND LOAD

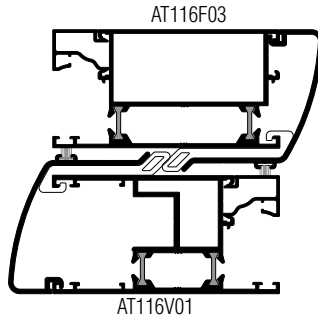
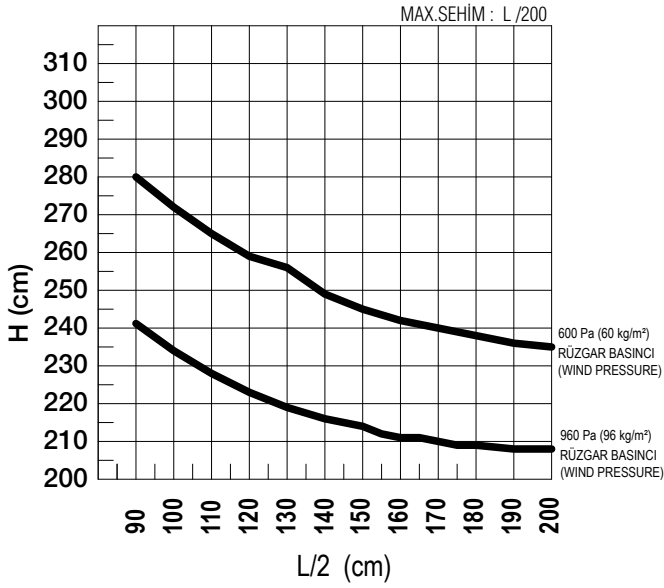
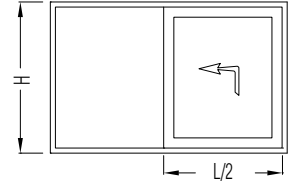


AT116V01 Jx: 23,765 cm<sup>4</sup>  
AT116V01 Jx: 23,765 cm<sup>4</sup>  
TOPLAM Jx: 47,530 cm<sup>4</sup>

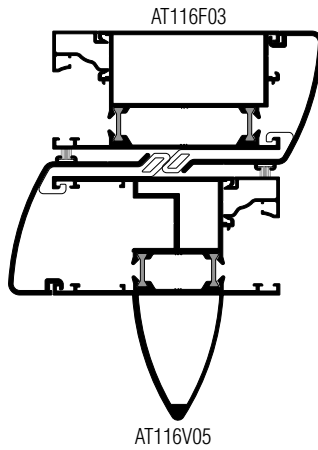
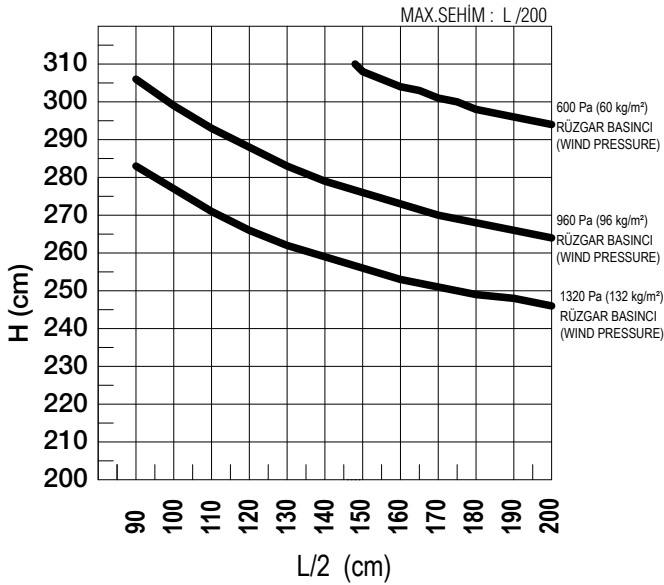


AT116V01 Jx: 23,765 cm<sup>4</sup>  
AT116V05 Jx: 72,920 cm<sup>4</sup>  
TOPLAM Jx: 96,685 cm<sup>4</sup>

RÜZGAR YÜKÜNE GÖRE KULLANIM LİMİTLERİ GRAFİĞİ  
USAGE DIAGRAM FOR THE WIND LOAD



AT116F03 Jx: 18,966 cm<sup>4</sup>  
AT116V01 Jx: 23,765 cm<sup>4</sup>  
TOPLAM Jx: 42,731 cm<sup>4</sup>



AT116F03 Jx: 18,966 cm<sup>4</sup>  
AT116V05 Jx: 72,920 cm<sup>4</sup>  
TOPLAM Jx: 91,886 cm<sup>4</sup>

01

02

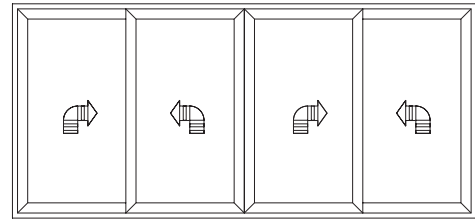
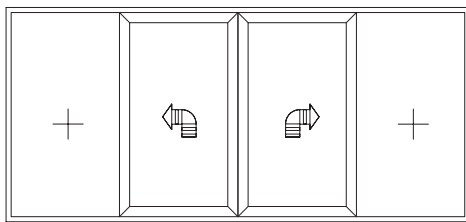
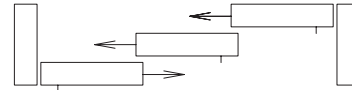
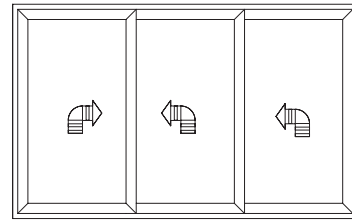

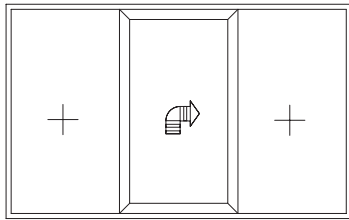
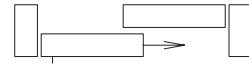
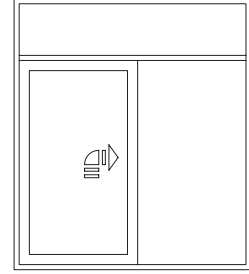
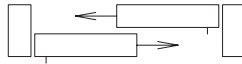
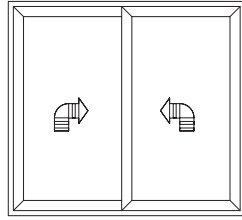
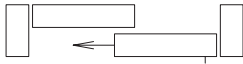
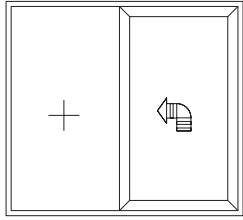
03

04

05

06

SİSTEM TİPOLOJİSİ  
SYSTEM TYPOLOGY



01

02

03

04

05

06

**MİMARİ KATALOG**  
**ARCHITECTURAL CATALOGUE**

Alüminyum Kapı Pencere ve Giydirme Cephe Sistemleri  
Aluminium Door Window and Facade Systems

# RST116

**PROFİLLER**

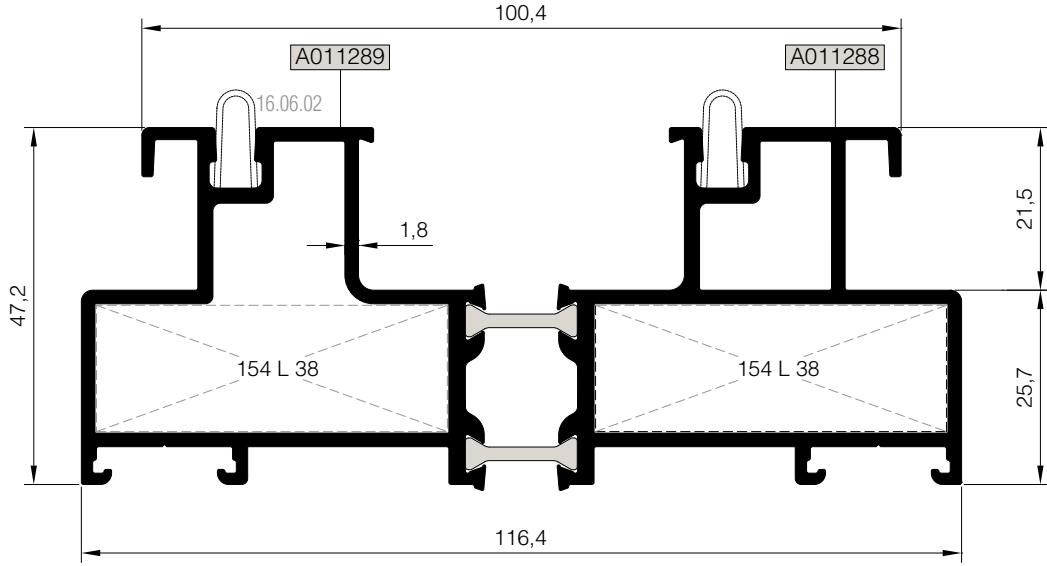
**PROFILES**

ÇİFT RAYLI KASA PROFİLLERİ  
DOUBLE RAILED FRAME PROFILES

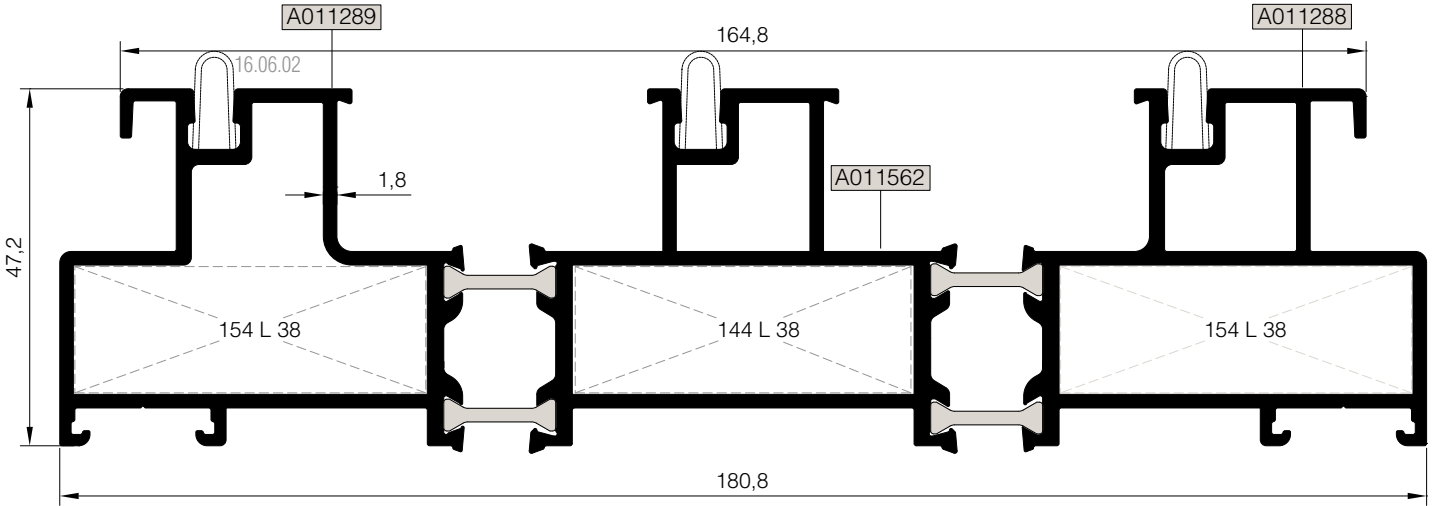
# RST116

KOD / CODE	AĞIRLIK (kg/m) / WEIGHT	Jxx cm <sup>4</sup>	Jyy cm <sup>4</sup>	L m	
AT116F05	2,525	85,379	20,419	6	
AT116F07	4,031	301,944	29,758	6	

## AT116F05



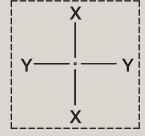
## AT116F07



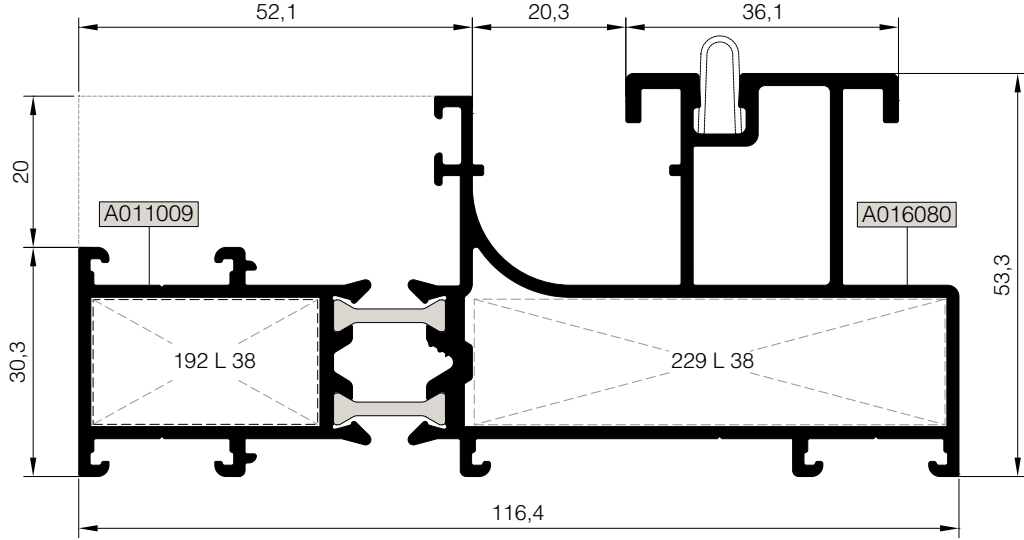
Nr		L m	KESİM ÖLÇÜSÜ CUTTING SIZE	AKS. KODU ACS. CODE
AT116F05	A011289	25 L 38(A002074)	46,5 mm	154 L 38
	A011288	25 L 38(A002074)		
AT116F07	A011289	25 L 38(A002074)	46,5 mm	154 L 38
	A011562	25 L 38(A002074)	44,4 mm	144 L 38
	A011288	25 L 38(A002074)	46,5 mm	154 L 38



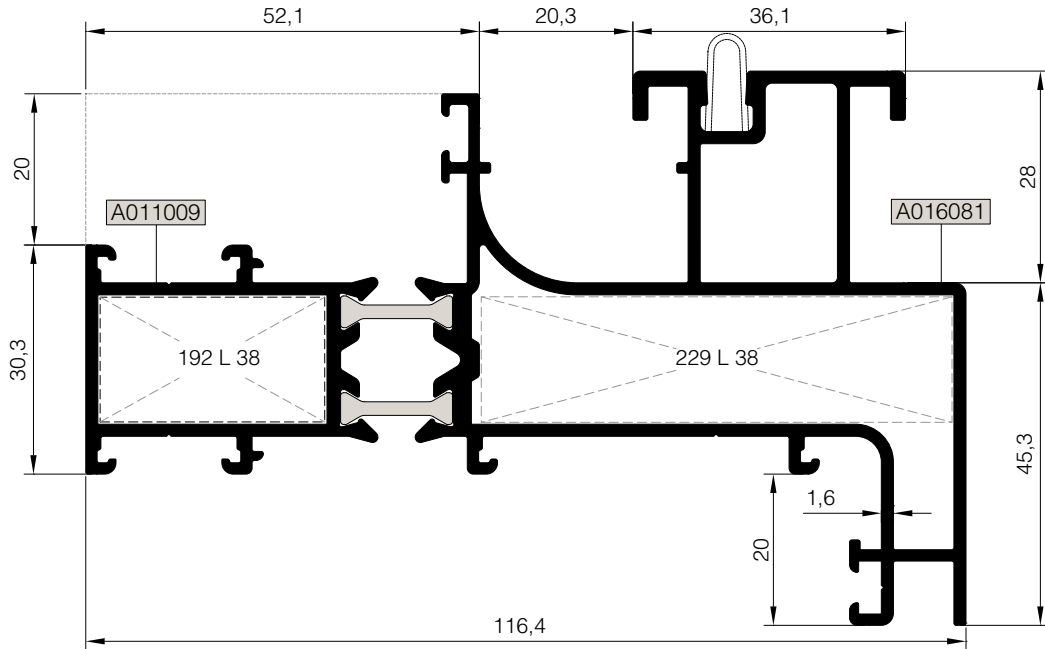
KOD / CODE	AĞIRLIK (kg/m) / WEIGHT	Jxx cm <sup>4</sup>	Jyy cm <sup>4</sup>	L m
AT116F16	2,406	75,455	21,582	6
AT116F17	2,625	87,871	31,177	6



AT116F16



AT116F17



01

02

03

04

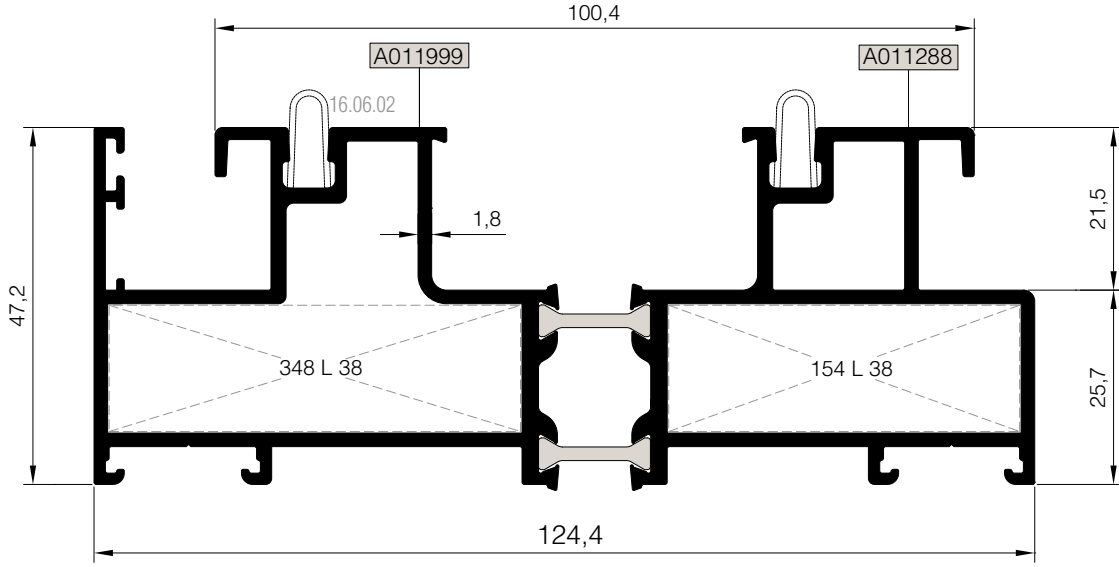
05

06

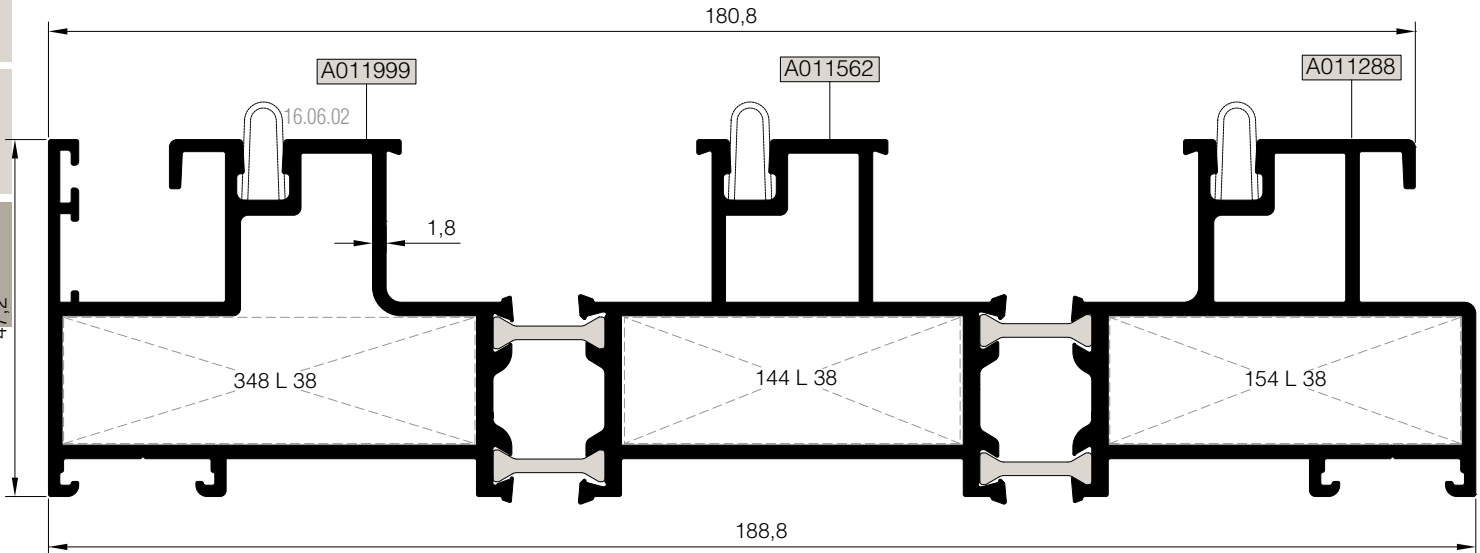
Nr		L m	KESİM ÖLÇÜSÜ CUTTING SIZE	AKS. KODU ACS. CODE
AT116F16	A011009	25 L 38 (A002074)	29,9 mm	192 L 38
	A016080	25 L 38 (A002074)	62,4 mm	229 L 38
AT116F17	A011009	25 L 38 (A002074)	29,9 mm	192 L 38
	A016081	25 L 38 (A002074)	62,4 mm	229 L 38

KOD / CODE	AĞIRLIK (kg/m) / WEIGHT	Jxx cm <sup>4</sup>	Jyy cm <sup>4</sup>	L m	
AT116F13	2,729	110,526	22,034	6	
AT116F14	4,031	357,787	31,403	6	

AT116F13

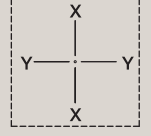


AT116F14

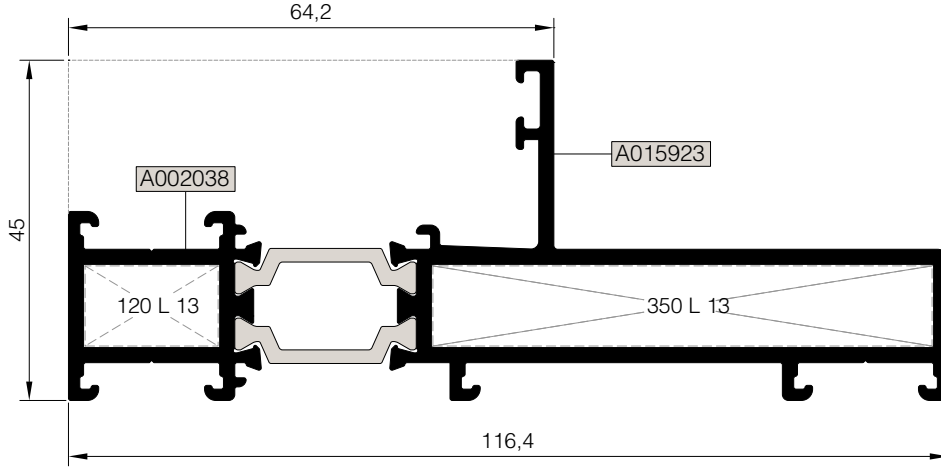


Nr		L m	KESİM ÖLÇÜSÜ CUTTING SIZE	AKS. KODU ACS. CODE
AT116F13	A011999	25 L 38 (A002074)	54,1 mm	348 L 38
	A011288	25 L 38 (A002074)	46,5 mm	154 L 38
AT116F14	A011999	25 L 38 (A002074)	54,1 mm	348 L 38
	A011562	25 L 38 (A002074)	44,4 mm	144 L 38
	A011288	25 L 38 (A002074)	46,5 mm	154 L 38

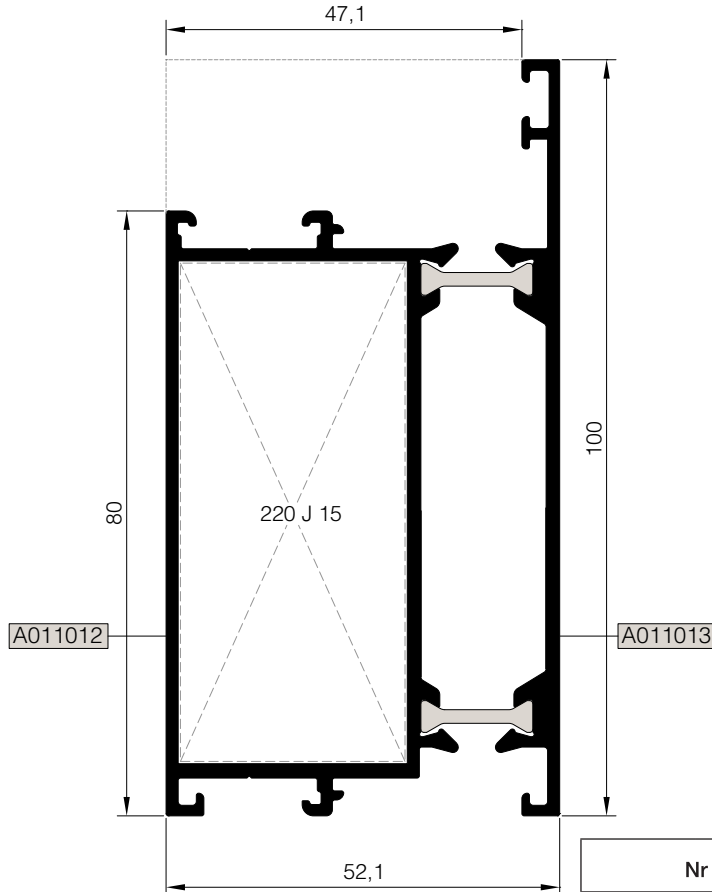
KOD / CODE	AĞIRLIK (kg/m) / WEIGHT	Jxx cm <sup>4</sup>	Jyy cm <sup>4</sup>	L m
AT116F03	1,935	18,966	57,332	6
AT116F15	1,950	63,460	5,755	6





AT116F15



AT116F03



Nr	 L m	KESİM ÖLÇÜSÜ CUTTING SIZE	 AKS. KODU ACS. CODE	
AT116F15	A002038	25 L 13 (A002058)	17,7 mm	120 L 13
	A015923	25 L 13 (A002058)	66,1 mm	350 L 13
AT116F03	A011012	25 J 15 (A011015)	66,2 mm	220 J 15
	A011013	---	---	---

01

02

03

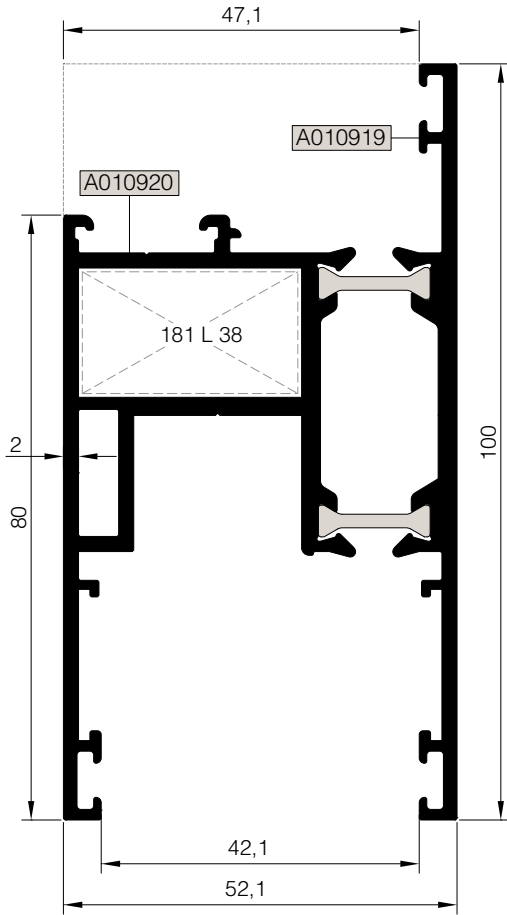
04

05

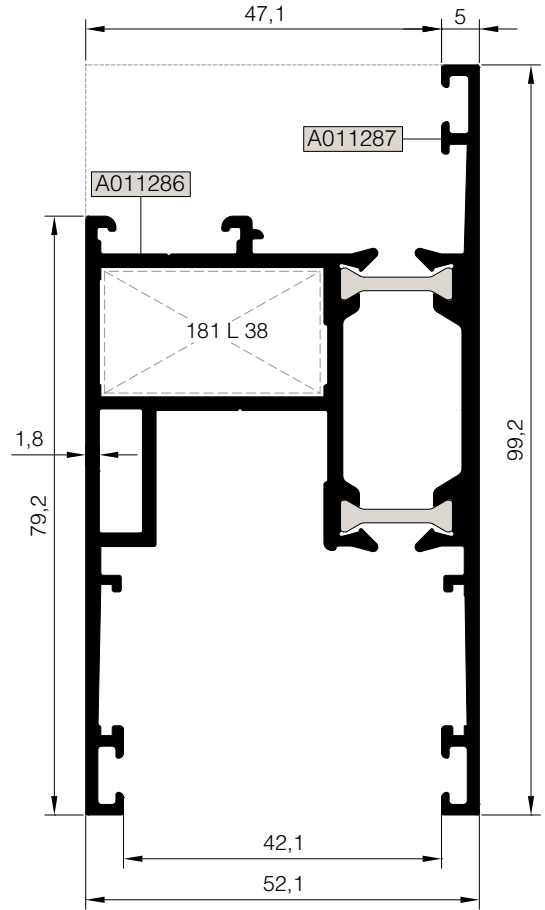
06

KOD / CODE	AĞIRLIK (kg/m) / WEIGHT	Jxx cm <sup>4</sup>	Jyy cm <sup>4</sup>	L m	
AT116V01	2,220	23,765	43,220	6	
AT116V02	2,036	21,988	39,156	6	

AT116V01



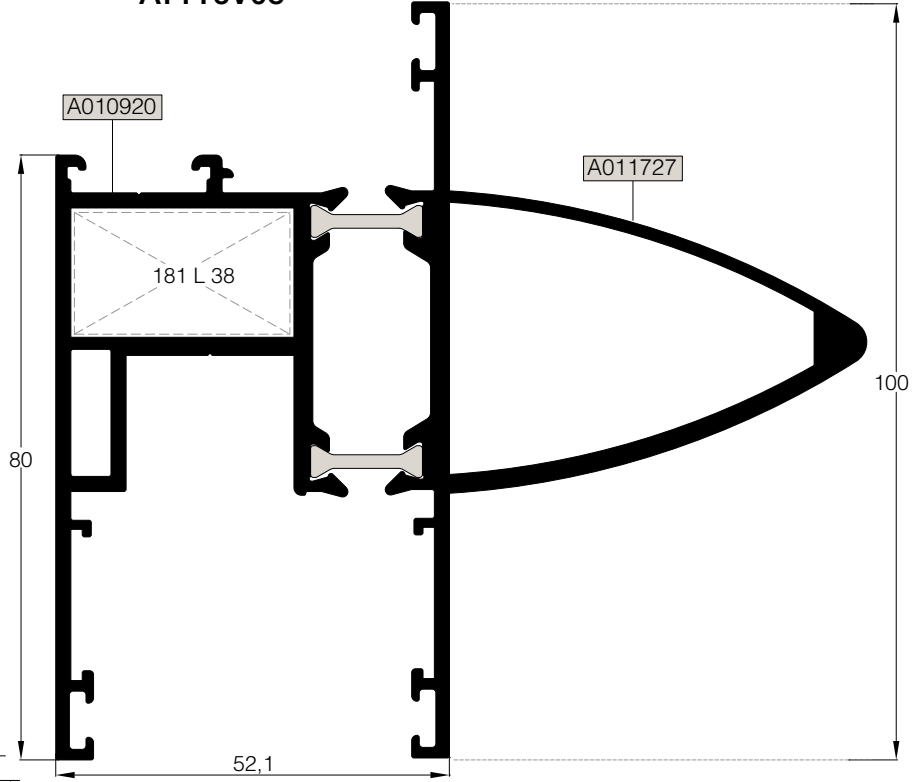
AT116V02



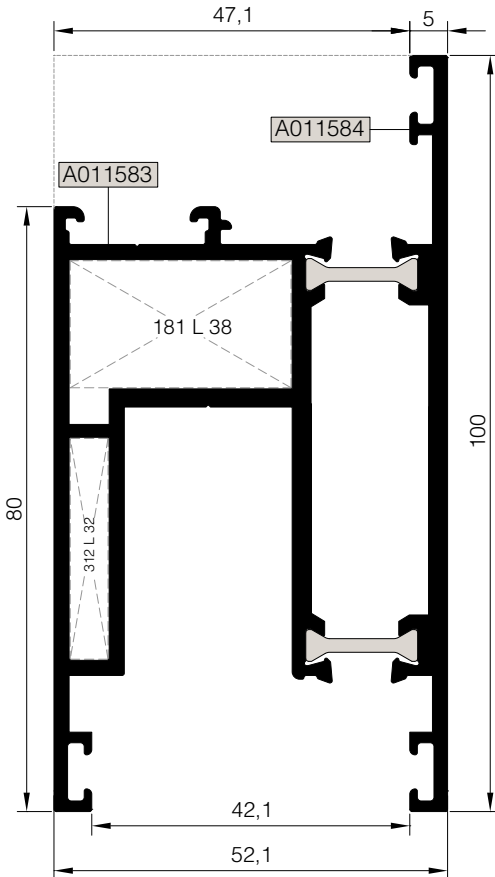
Nr		L m	KESİM ÖLÇÜSÜ CUTTING SIZE	AKS. KODU ACS. CODE
AT116V01	A010920	25 L 38(A002074)	29,1 mm	181 L 38
	A010919	---	---	---
AT116V02	A011286	25 L 38(A002074)	29,1 mm	181 L 38
	A011287	---	---	---

KOD / CODE	AĞIRLIK (kg/m) / WEIGHT	Jxx cm <sup>4</sup>	Jyy cm <sup>4</sup>	L m	
AT116V03	2,394	24,951	49,417	6	
AT116V05	2,912	72,9291	45,8558	6	

AT116V05



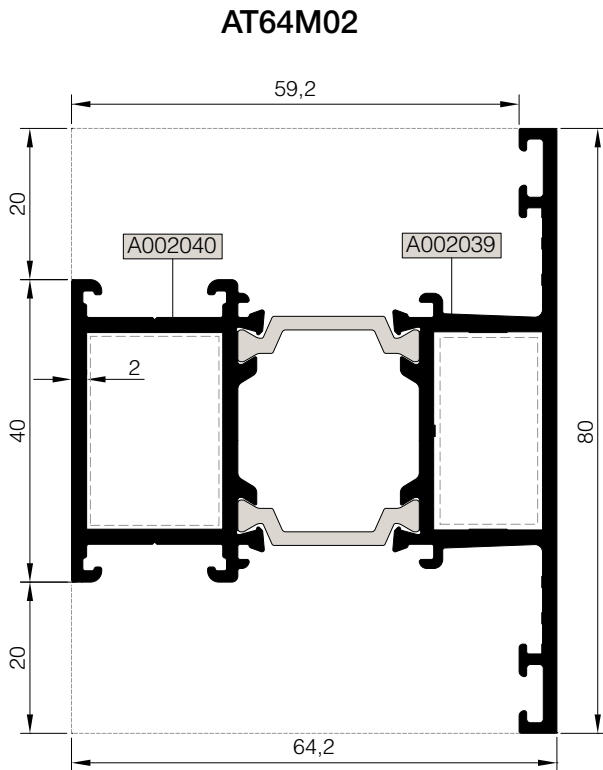
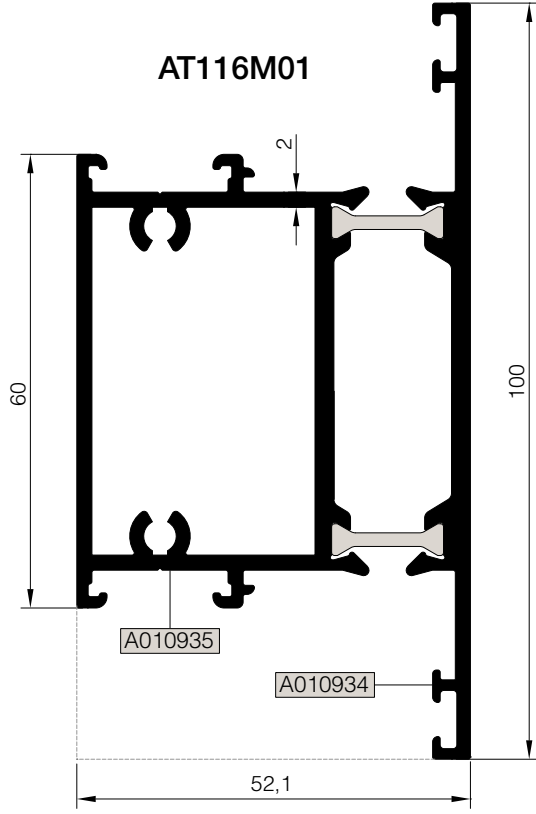
\*AT116V03



\* AT116V03 PROFİLİ AT116A04 PROFİLİ İLE BİRLİKTE KULLANILMALIDIR.  
PROFILE AT116V03 SHOULD BU USED WITH AT116A04 VENT PROFILE.

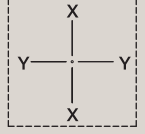
Nr		L m	KESİM ÖLÇÜSÜ CUTTING SIZE	AKS. KODU ACS. CODE
AT116V03	A011583	25 L 38 (A002074)	29,1 mm	181 L 38
	A011584	25 L 32 (A002430)	5,0 mm	312 L 32
AT116V05	A010920	25 L 38 (A002074)	29,1 mm	181 L 38
	A011727	-----	-----	-----

KOD / CODE	AĞIRLIK (kg/m) / WEIGHT	Jxx cm <sup>4</sup>	Jyy cm <sup>4</sup>	L m	
AT116M01	2,157	20,673	42,515	6	
AT64M02	1,797	25,170	17,981	6	

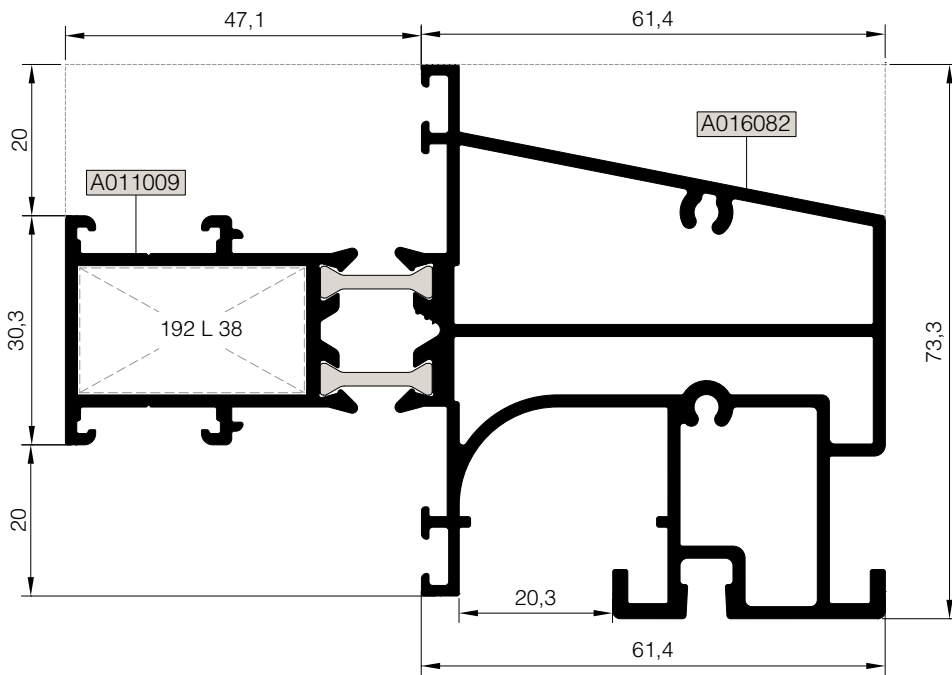


Nr		L m	KESİM ÖLÇÜSÜ CUTTING SIZE	AKS. KODU ACS. CODE
AT64M02	A002039	25 J 40 (A011871)	25,5 mm	135 J 40
(Kasa ve orta kayıt içinde kullanılırsa)	A002040	25 J 04 (A010567)	25,5 mm	135 J 04

KOD / CODE	AĞIRLIK (kg/m) / WEIGHT	Jxx cm <sup>4</sup>	Jyy cm <sup>4</sup>	L m	
AT116M03	2,768	73,795	30,900	6	



AT116M03



01

02

03

04

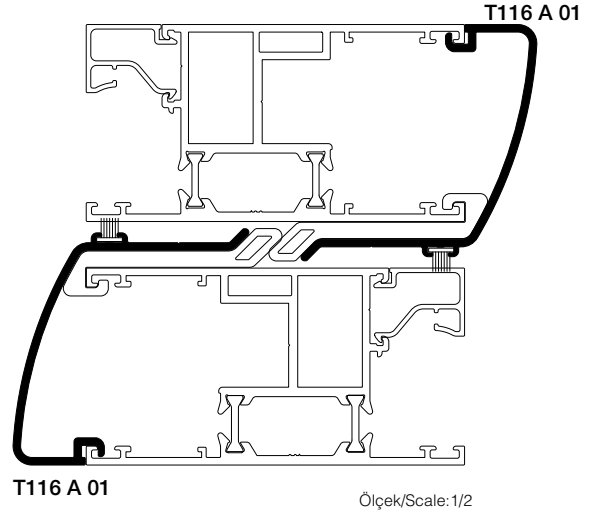
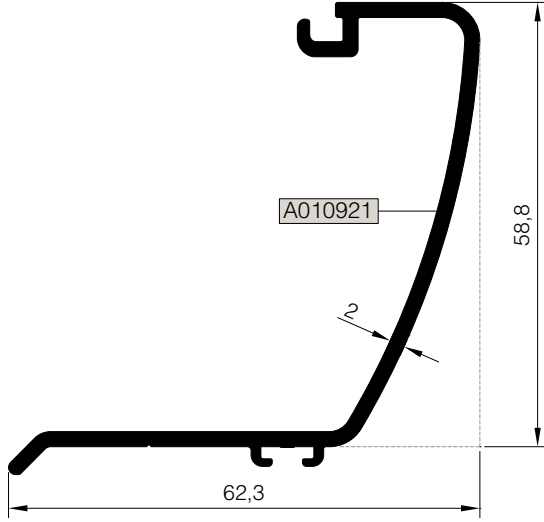
05

06

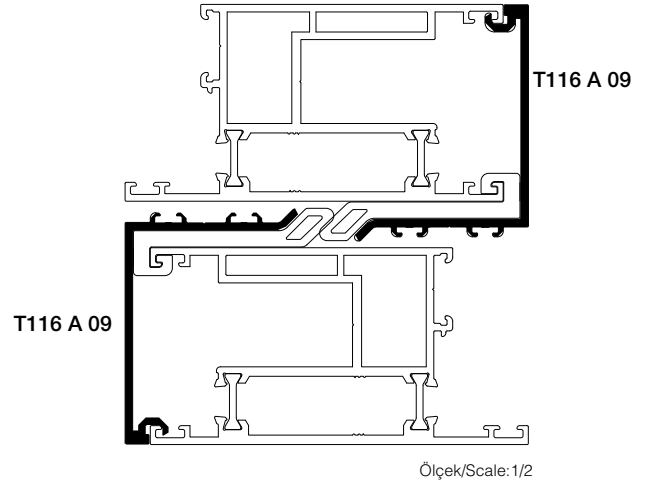
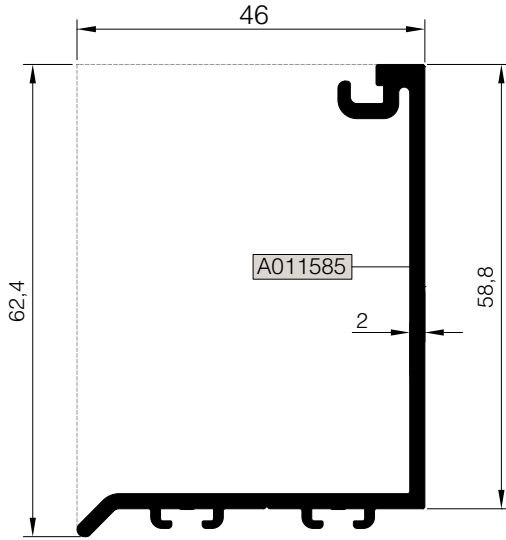
Nr		KESİM ÖLÇÜSÜ CUTTING SIZE	AKS. KODU ACS. CODE
AT116M03	A011009	25 J 15 (A011015)	214 J 15
	A016082	---	---

KOD / CODE	AĞIRLIK (kg/m) / WEIGHT	Jxx cm <sup>4</sup>	Jyy cm <sup>4</sup>	L m	
T116 A 01	0,755	----	----	6	
T116 A 09	0,728	----	----	6	
TS58 A 06	0,467	----	----	6	

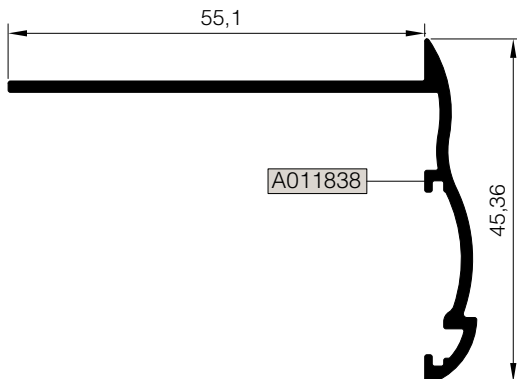
**T116 A 01**



**T116 A 09**



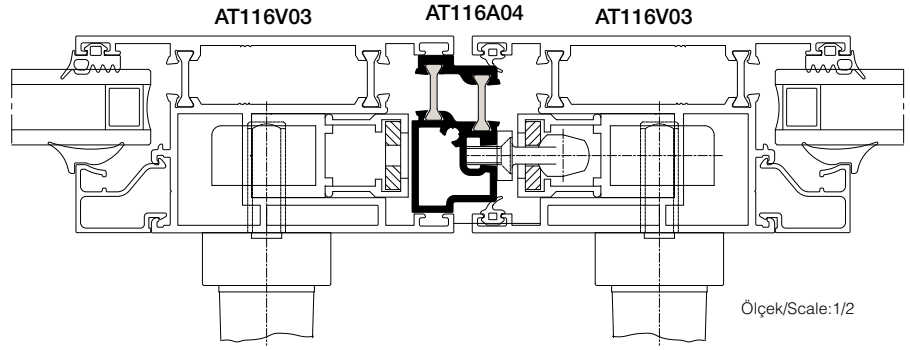
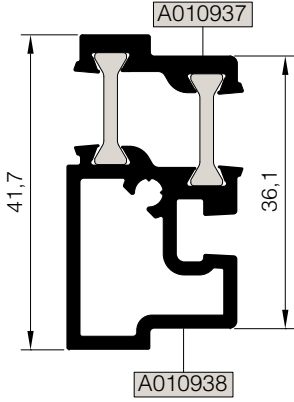
**TS58 A 06**



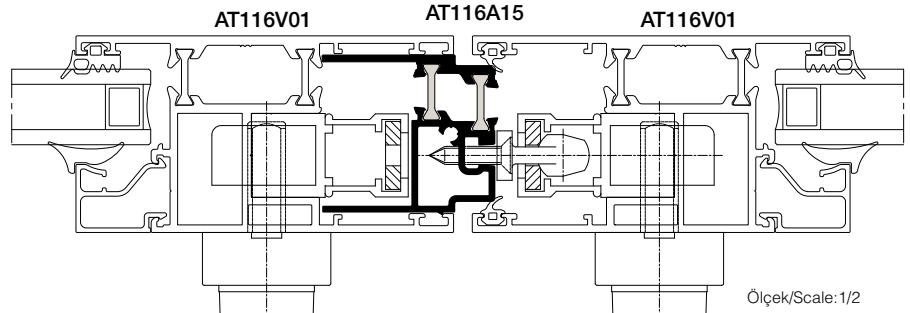
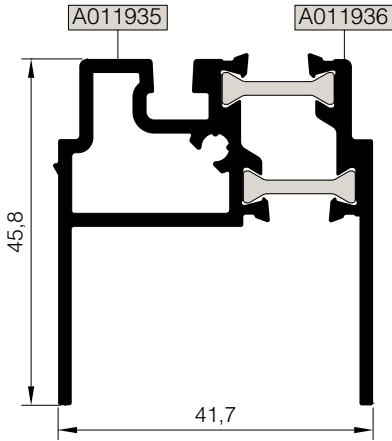


KOD / CODE	AĞIRLIK (kg/m) / WEIGHT	Jxx cm <sup>4</sup>	Jyy cm <sup>4</sup>	L m	
AT116A04	0,867	----	----	6	
T116 A 05	0,940	----	----	6	
AT116A15	1,117	----	----	6	

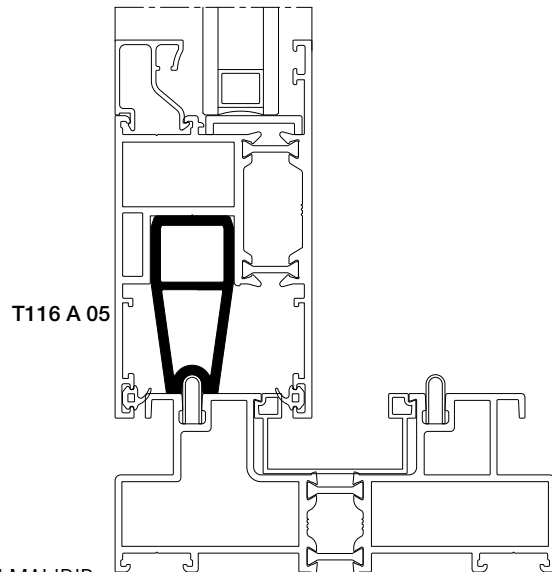
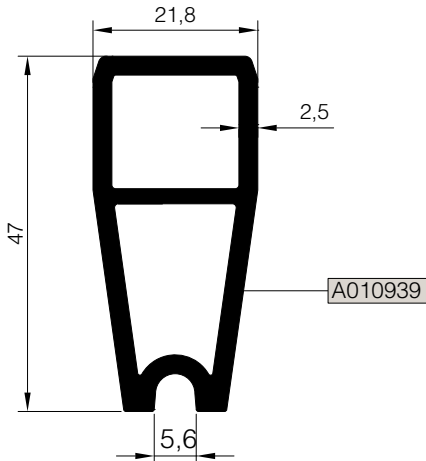
### \*AT116A04



### AT116A15



### T116 A 05



\* AT116A04 PROFİLİ AT116V03 PROFİLİ İLE BİRLİKTE KULLANILMALIDIR.  
AT116A04 PROFILE SHOULD BU USED WITH AT116V03 VENT PROFILE.

Ölçek/Scale:1/2

01

02

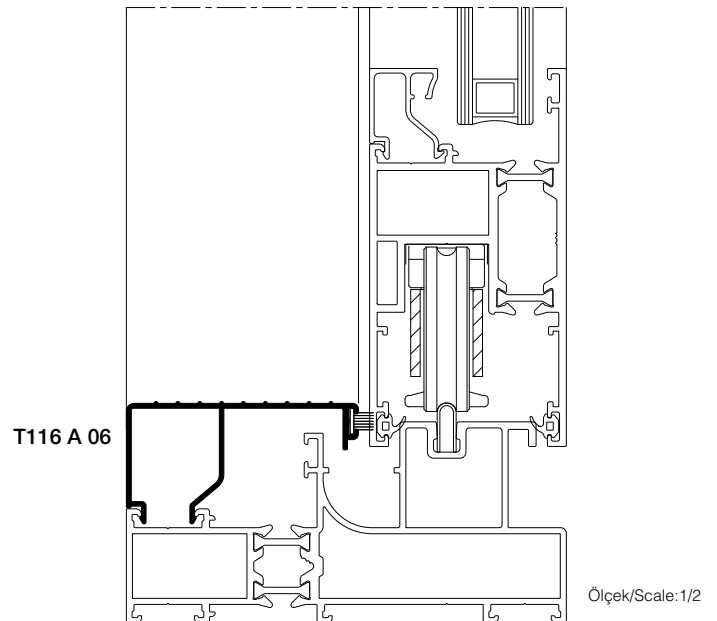
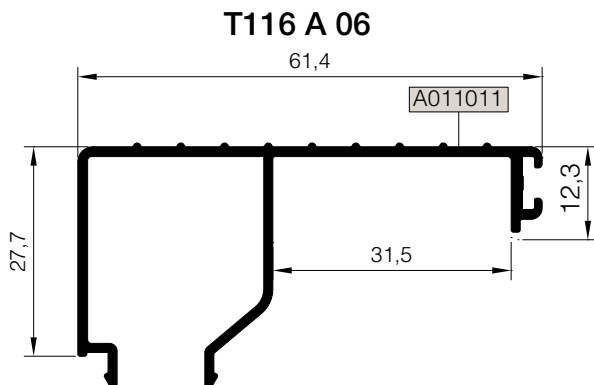
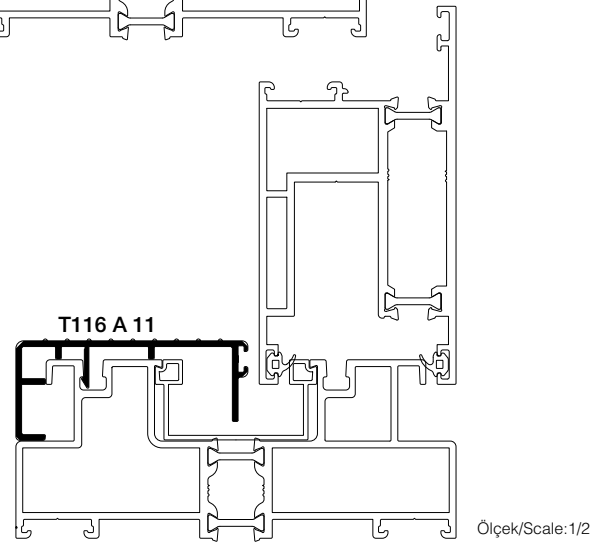
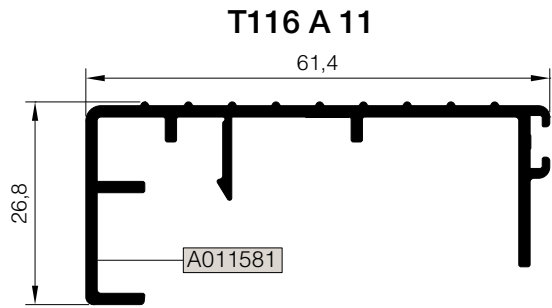
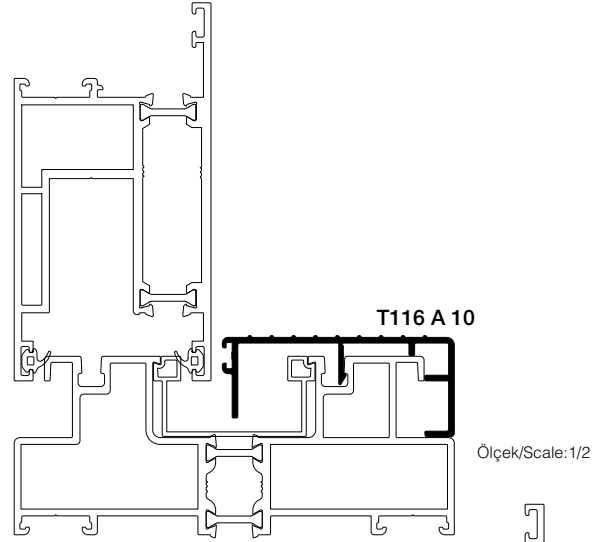
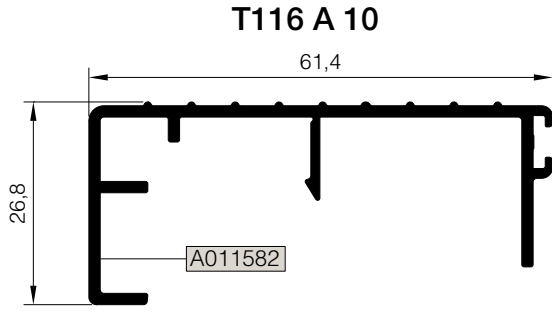
03

04

05

06

KOD / CODE	AĞIRLIK (kg/m) / WEIGHT	Jxx cm <sup>4</sup>	Jyy cm <sup>4</sup>	L m	
AT116A10	0,553	----	----	6	
AT116A11	0,567	----	----	6	
T116 A 06	0,512	----	----	6	



01

02

03

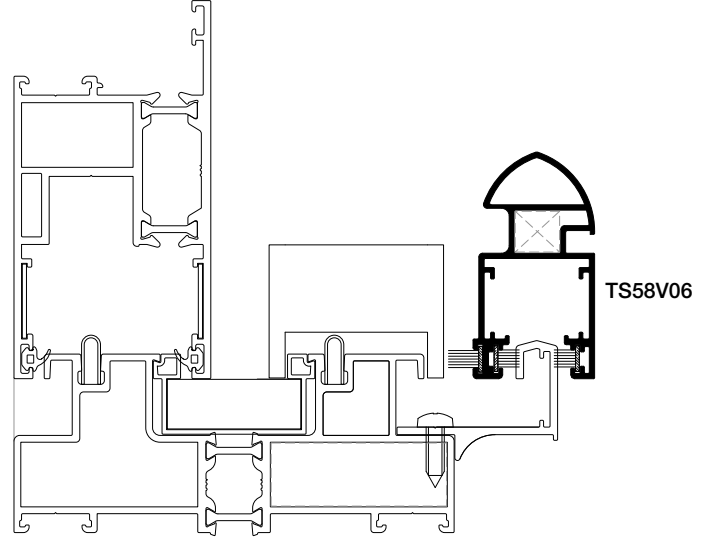
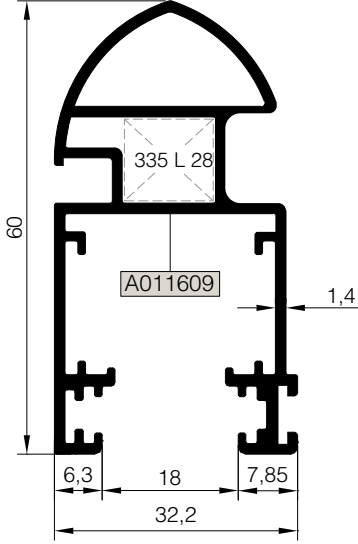
04

05

06

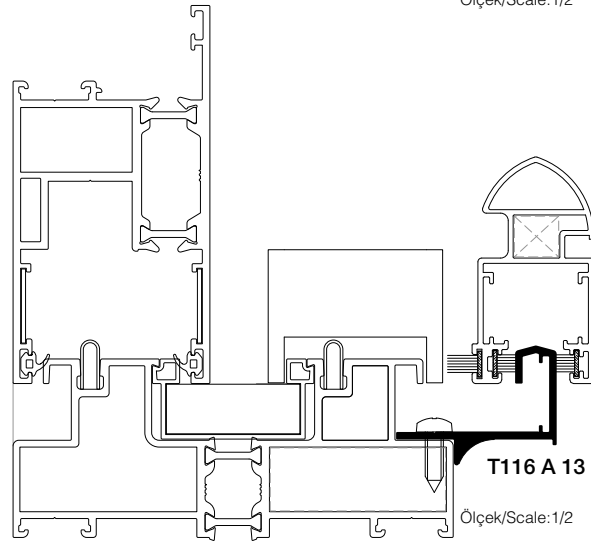
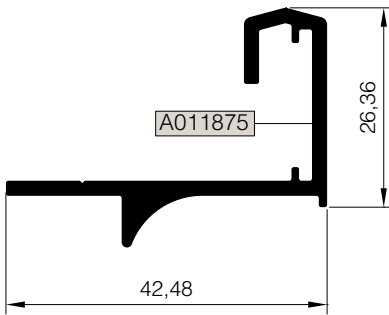
KOD / CODE	AĞIRLIK (kg/m) / WEIGHT	Jxx cm <sup>4</sup>	Jyy cm <sup>4</sup>	L m	
TS58 V 06	0,917	4,270	10,506	6	
T116 A 13	0,519	----	----	6	
T116 A 14	0,566	----	----	6	

**TS58 V 06**



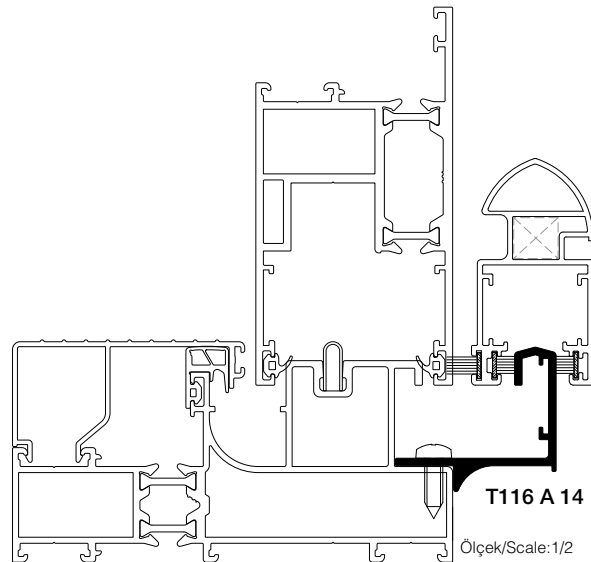
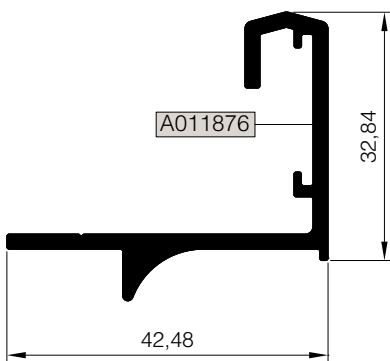
Ölçek/Scale:1/2

**T116 A 13**



Ölçek/Scale:1/2

**T116 A 14**



Ölçek/Scale:1/2

01

02

03

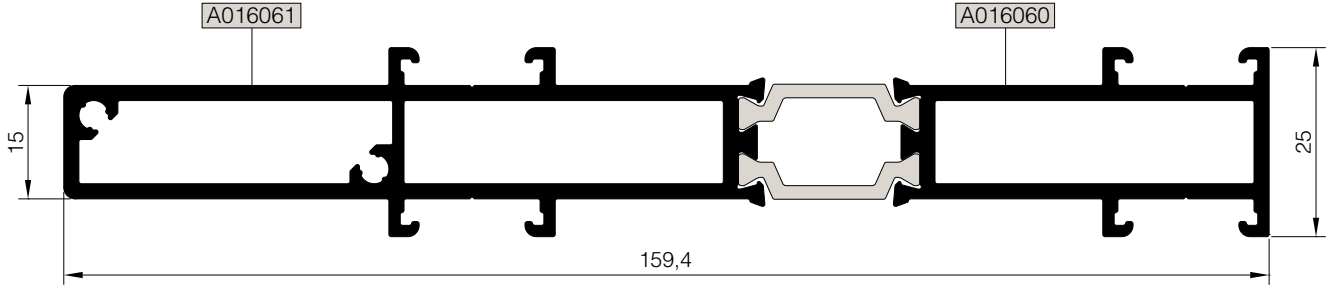
04

05

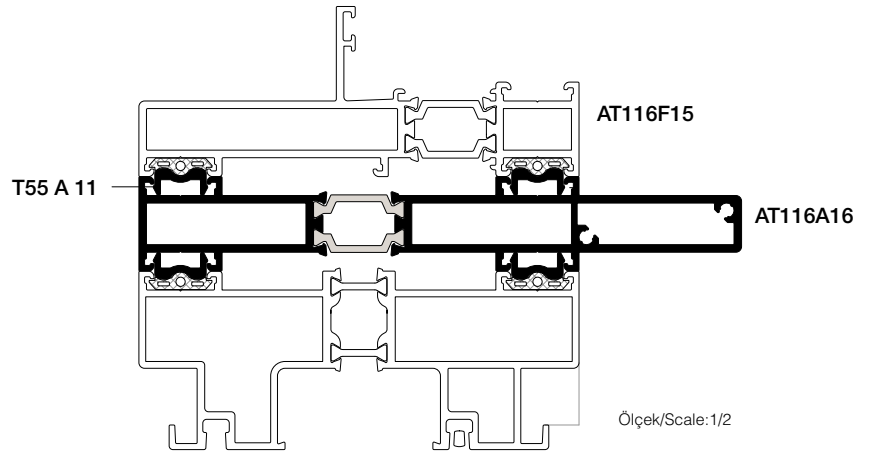
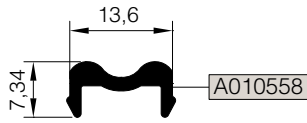
06

KOD / CODE	AĞIRLIK (kg/m) / WEIGHT	Jxx cm <sup>4</sup>	Jyy cm <sup>4</sup>	L m	
AT116A16	2,348	148,376	3,636	6	
T116 A 17	0,342	----	----	6	
T55 A 11	0,127	----	----	6	

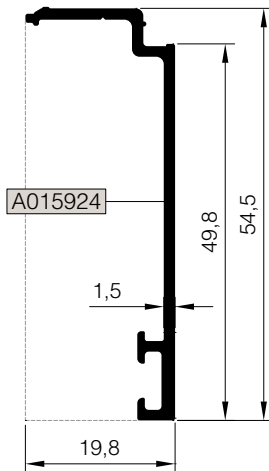
## AT116A16



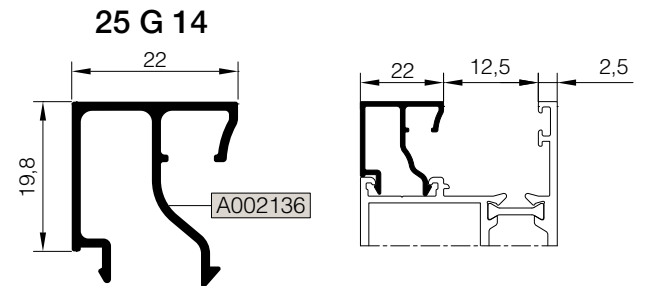
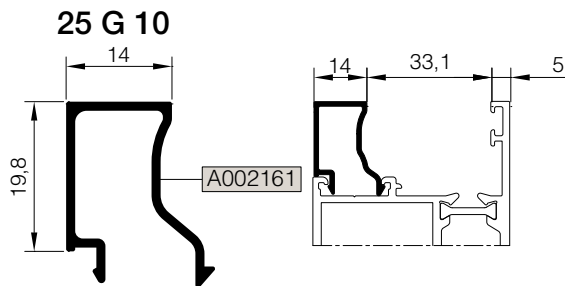
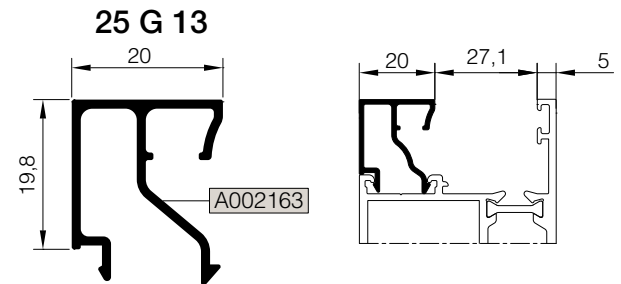
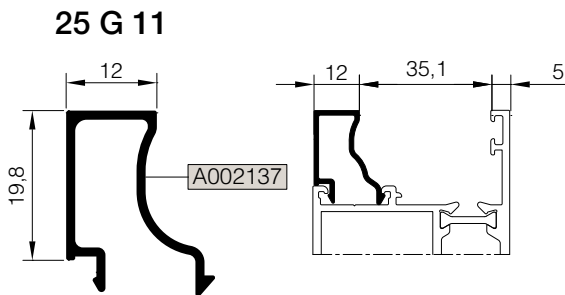
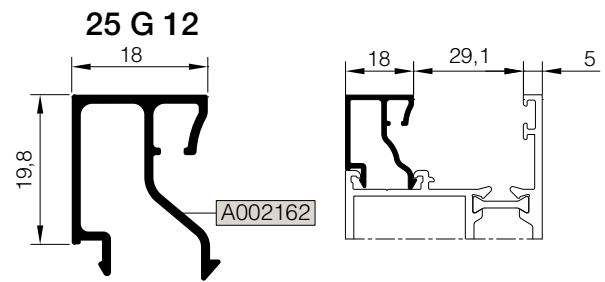
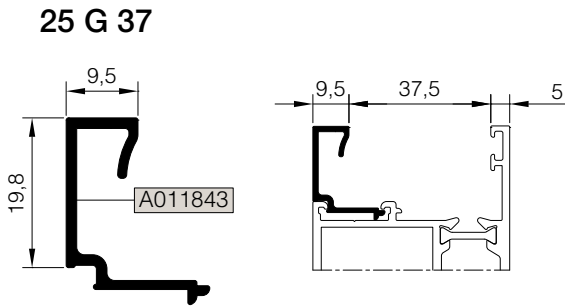
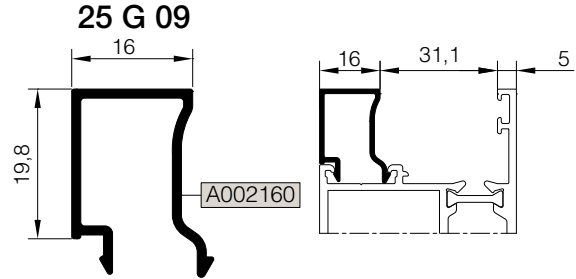
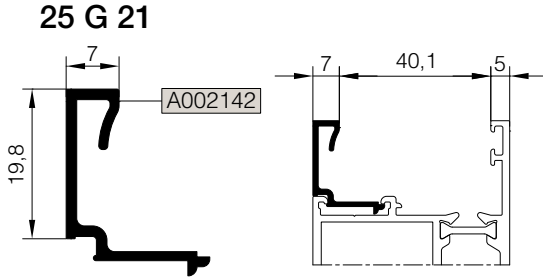
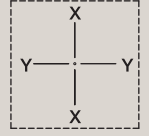
## T55 A 11



## T116 A 17



KOD / CODE	AĞIRLIK (kg/m) / WEIGHT	L m	KOD / CODE	AĞIRLIK (kg/m) / WEIGHT	L m
25 G 21	0,196	6	25 G 09	0,229	6
25 G 37	0,206	6	25 G 12	0,270	6
25 G 11	0,224	6	25 G 13	0,278	6
25 G 10	0,225	6	25 G 14	0,280	6



01

02

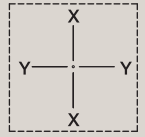
03

04

05

06

KOD / CODE	AĞIRLIK (kg/m) / WEIGHT	L m	KOD / CODE	AĞIRLIK (kg/m) / WEIGHT	L m
25 G 15	0,282	6	25 G 08	0,309	6
25 G 16	0,287	6	25 G 19	0,317	6
25 G 17	0,292	6			
25 G 18	0,300	6			



01

02

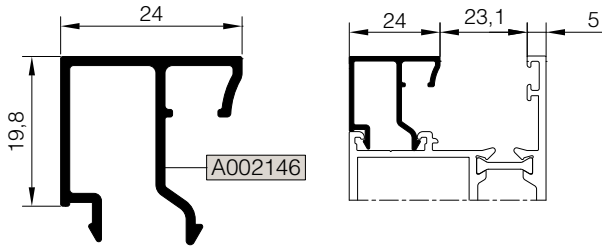
03

04

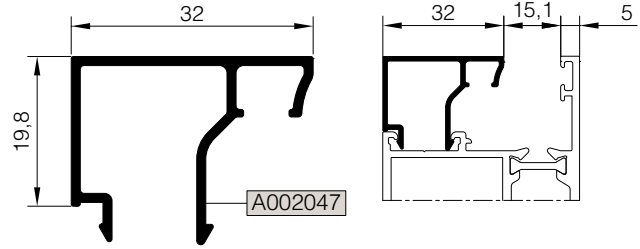
05

06

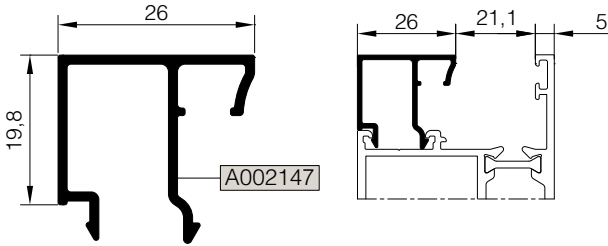
**25 G 15**



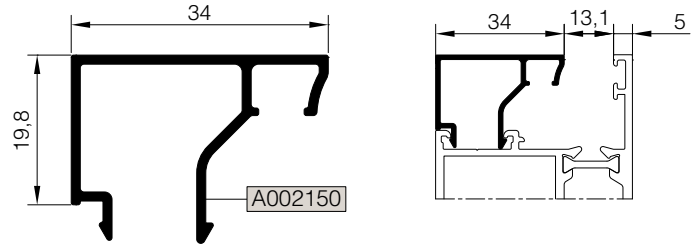
**25 G 08**



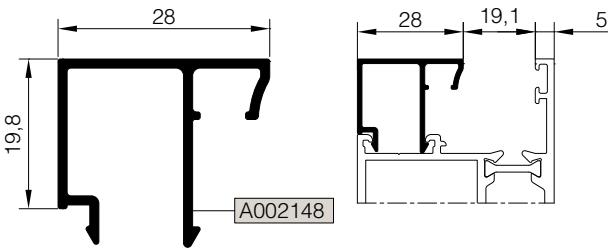
**25 G 16**



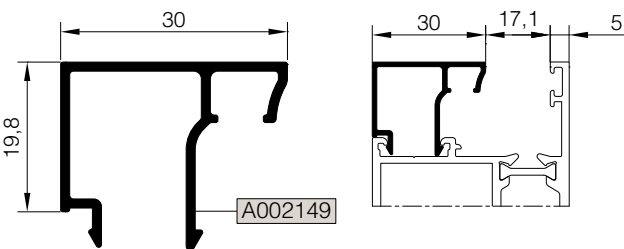
**25 G 19**



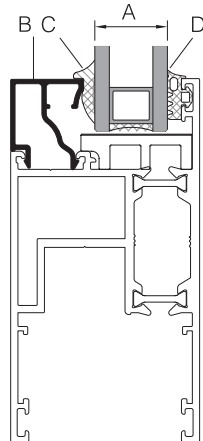
**25 G 17**



**25 G 18**



B CAM ÇİTASI GLAZING BEAD	Ç İÇ CAM FİTİLİ GLAZING GASKET	A CAM KALINLIĞI GLASS THICKNESS	D DIŞ CAM FİTİLİ GLAZING GASKET	CAM TAKOZU GLASS SUPPORT
25 G 19	01.17.04	5 mm	01.11.15	11.02.30
25 G 19	01.17.03	6 mm	01.11.15	11.02.30
25 G 08	01.17.04	7 mm	01.11.15	11.02.30
25 G 08	01.17.03	8 mm	01.11.15	11.02.30
25 G 18	01.17.04	9 mm	01.11.15	11.02.30
25 G 18	01.17.03	10 mm	01.11.15	11.02.30
25 G 17	01.17.04	11 mm	01.11.15	11.02.30
25 G 17	01.17.03	12 mm	01.11.15	11.02.30
25 G 16	01.17.04	13 mm	01.11.15	11.02.30
25 G 16	01.17.03	14 mm	01.11.15	11.02.30
25 G 15	01.17.04	15 mm	01.11.15	11.02.30
25 G 15	01.17.03	16 mm	01.11.15	11.02.30
25 G 14	01.17.04	17 mm	01.11.15	11.02.30
25 G 14	01.17.03	18 mm	01.11.15	11.02.30
25 G 13	01.17.04	19 mm	01.11.15	11.02.30
25 G 13	01.17.03	20 mm	01.11.15	11.02.30
25 G 12	01.17.04	21 mm	01.11.15	11.02.30
25 G 12	01.17.03	22 mm	01.11.15	11.02.30
25 G 09	01.17.04	23 mm	01.11.15	11.02.30
25 G 09	01.17.03	24 mm	01.11.15	11.02.30
25 G 10	01.17.04	25 mm	01.11.15	11.02.30
25 G 10	01.17.03	26 mm	01.11.15	11.02.30
25 G 11	01.17.04	27 mm	01.11.15	11.02.30
25 G 11	01.17.03	28 mm	01.11.15	11.02.30
25 G 37	01.17.05	29 mm	01.11.15	11.02.31
25 G 37	01.17.04	30 mm	01.11.15	11.02.31
25 G 21	01.17.05	31 mm	01.11.15	11.02.31
25 G 21	01.17.04	32 mm	01.11.15	11.02.31
25 G 21	01.17.03	33 mm	01.11.15	11.02.31



01

02

03

04

05

06

PROFİL KODU (PROFILE CODE)	25 L 32	25 L 38	25 J 15
FABRIKA KODU (FACTORY CODE)	A002430	A002074	A011015
AĞIRLIK (WEIGHT)	3,702 kg/m	4,854 kg/m	1,029 kg/m
ÇİZİM (DRAWING)			

KÖŞE TAKOZLARI (CORNER CLEATS)				
Nr		L m	KESİM ÖLÇÜSÜ CUTTING SIZE	AKS. KODU ACS. CODE
AT116F01	A010917	25 L 38 (A002074)	45,9 mm	204 L 38
	A010918	25 L 38 (A002074)		
AT116F02	A011009	25 L 38 (A002074)	29,9 mm	192 L 38
	A011010	25 L 38 (A002074)	62,4 mm	229 L 38
AT116F04	A011009	25 L 38 (A002074)	29,9 mm	192 L 38
	A011073	25 L 38 (A002074)	62,4 mm	229 L 38
AT116F05	A011289	25 L 38 (A002074)	46,5 mm	154 L 38
	A011288	25 L 38 (A002074)		
AT116F07	A011289	25 L 38 (A002074)	46,5 mm	154 L 38
	A011562	25 L 38 (A002074)	44,4 mm	144 L 38
	A011288	25 L 38 (A002074)	46,5 mm	154 L 38
AT116F13	A011999	25 L 38 (A002074)	54,1 mm	348 L 38
	A011288	25 L 38 (A002074)	46,5 mm	154 L 38
AT116F14	A011999	25 L 38 (A002074)	54,1 mm	348 L 38
	A011562	25 L 38 (A002074)	44,4 mm	144 L 38
	A011288	25 L 38 (A002074)	46,5 mm	154 L 38

KÖŞE TAKOZLARI (CORNER CLEATS)				
Nr		L m	KESİM ÖLÇÜSÜ CUTTING SIZE	AKS. KODU ACS. CODE
AT116F15	A002038	25 L 13 (A002058)	17,7 mm	120 L 13
	A015923	25 L 13 (A002058)	66,1 mm	350 L 13
AT116F16	A011009	25 L 38 (A002074)	29,9 mm	192 L 38
	A016080	25 L 38 (A002074)	62,4 mm	229 L 38
AT116F17	A011009	25 L 38 (A002074)	29,9 mm	192 L 38
	A016081	25 L 38 (A002074)	62,4 mm	229 L 38
AT116V01	A010920	25 L 38 (A002074)	29,1 mm	181 L 38
AT116V02	A011286	25 L 38 (A002074)	29,1 mm	181 L 38
AT116V03	A011583	25 L 38 (A002074)	29,1 mm	181 L 38
		25 L 32 (A002430)	5,0 mm	312 L 32
AT116V05	A010920	25 L 38 (A002074)	29,1 mm	181 L 38

ORTA KAYIT BAĞLANTILARI (MULLION CONNECTION PIECES)				
Nr		L m	KESİM ÖLÇÜSÜ CUTTING SIZE	AKS. KODU ACS. CODE
AT116F03	A011012	25 J 15 (A011015)	66,2 mm	220 J 15
AT116M02	A011009	25 J 15 (A011015)	16,8 mm	214 J 15
AT116M03	A011009	25 J 15 (A011015)	16,8 mm	214 J 15

STOKTA BULUNAN SİSTEM PROFİLLERİNİN LİSTESİ (LIST OF SYSTEM PROFILES IN STOCK)

Nr		MIN. SİPARİŞ MİKTARI MIN. ORDER QUANTITY
AT116F03	A011012	75 kg
	A011013	75 kg
AT116F05	A011289	75 kg
	A011288	75 kg
AT116F16	A011009	75 kg
	A016080	75 kg
AT116F07	A011289	75 kg
	A011562	75 kg
	A011288	75 kg
AT116V01	A010919	75 kg
	A010920	75 kg
AT116V02	A011286	75 kg
	A011287	75 kg
AT116V05	A011727	75 kg
	A010920	75 kg
T116 A 01	A010921	75 kg
T116 A 06	A011011	75 kg

\* STOKTA BULUNMAYAN TÜM PROFİLLER İÇİN MINİMUM SİPARİŞ MİKTARI 300 KG'DIR.  
MINIMUM ORDER QUANTITY FOR ALL THE PROFILES THAT ARE NOT IN STOCK IS 300 KG.



MİMARİ KATALOG  
ARCHITECTURAL CATALOGUE

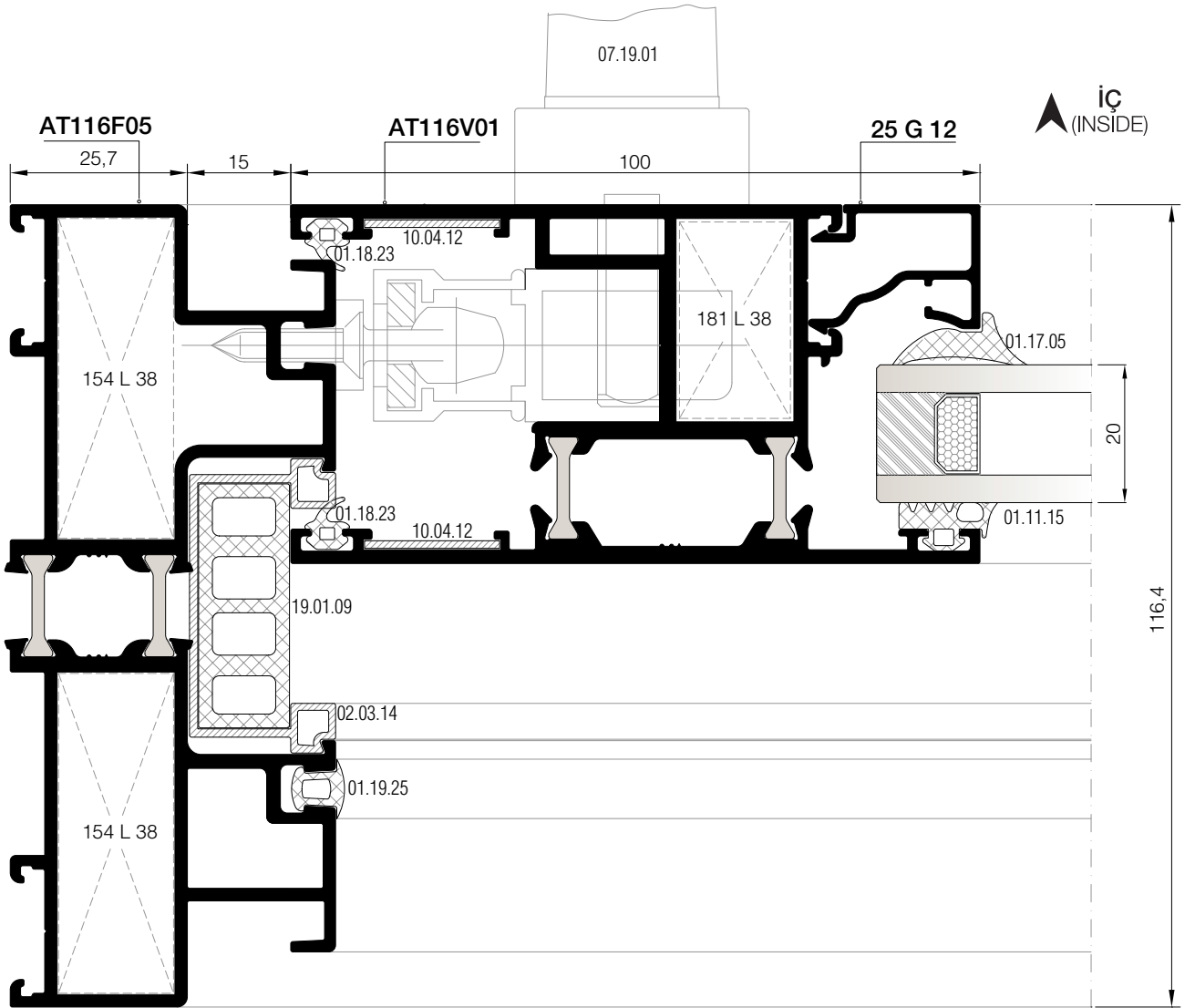
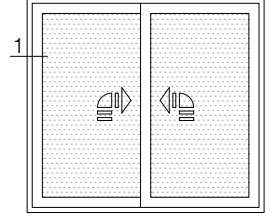
Alüminyum Kapı Pencere ve Giydirme Cephe Sistemleri  
Aluminium Door Window and Facade Systems

# RST116

DETAYLAR

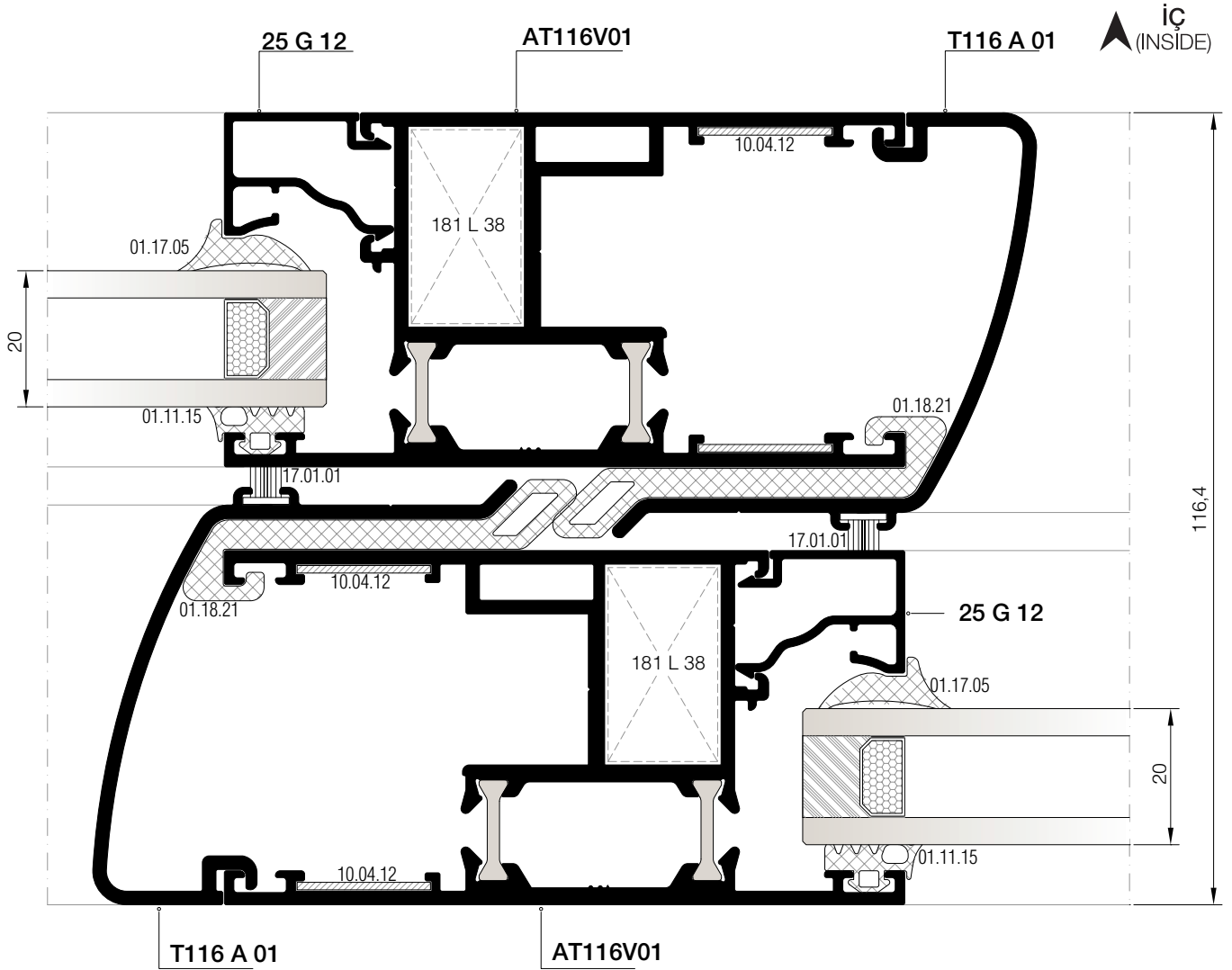
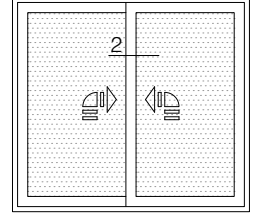
DETAILS

KALDIRI SÜR DETAYI  
LIFT&SLIDE DETAIL



1 DETAYI  
DETAIL

KALDIR SÜR DETAYI  
LIFT&SLIDE DETAIL



01

02

03

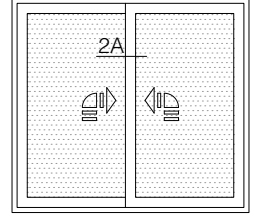
04

05

06

② DETAYI  
DETAIL

KALDIR SÜR DETAYI  
LIFT&SLIDE DETAIL



01

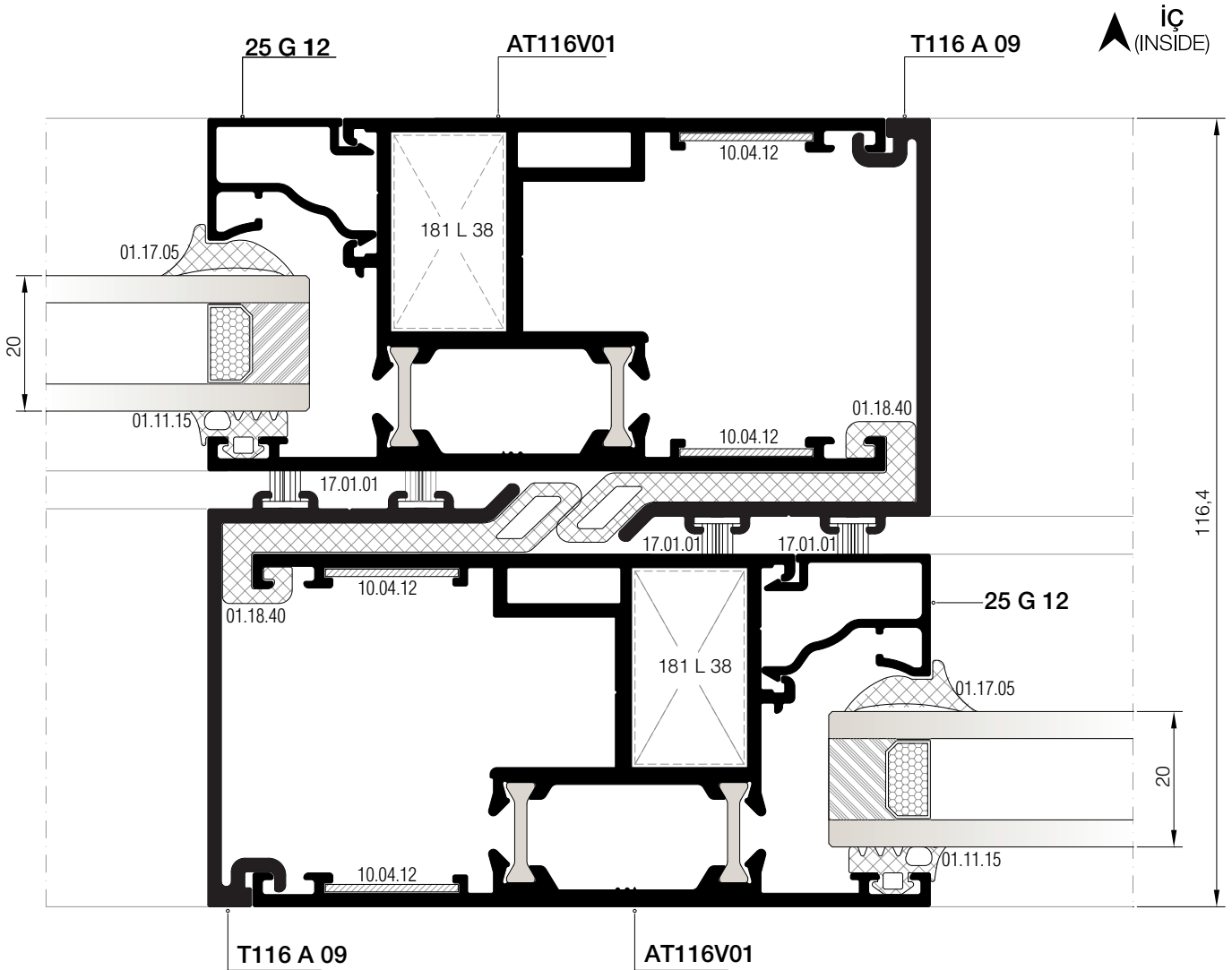
02

03

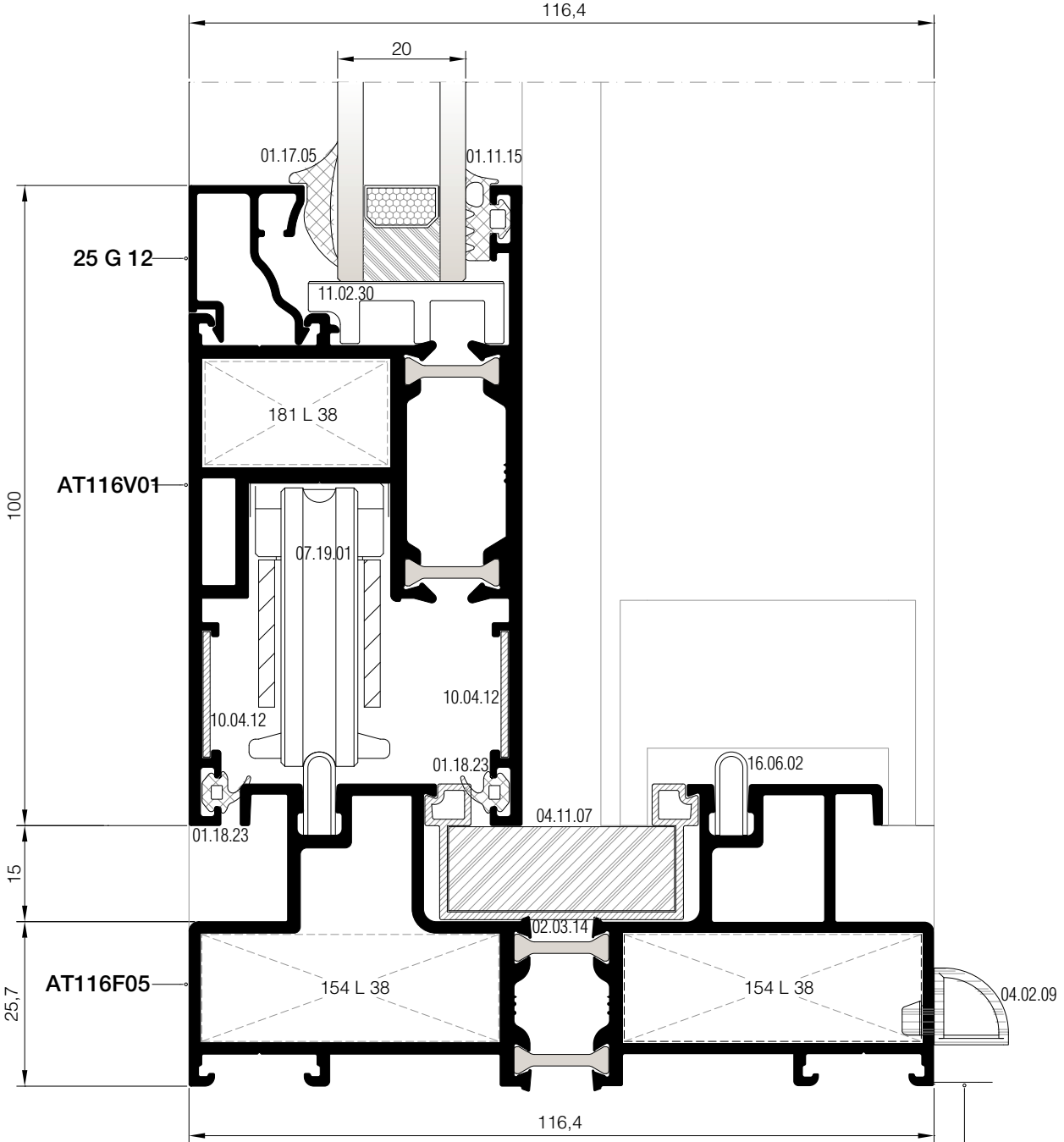
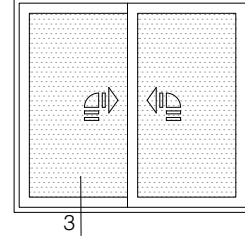
04

05

06

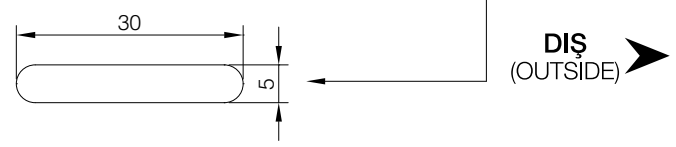


KALDIR SÜR DETAYI  
LIFT&SLIDE DETAIL



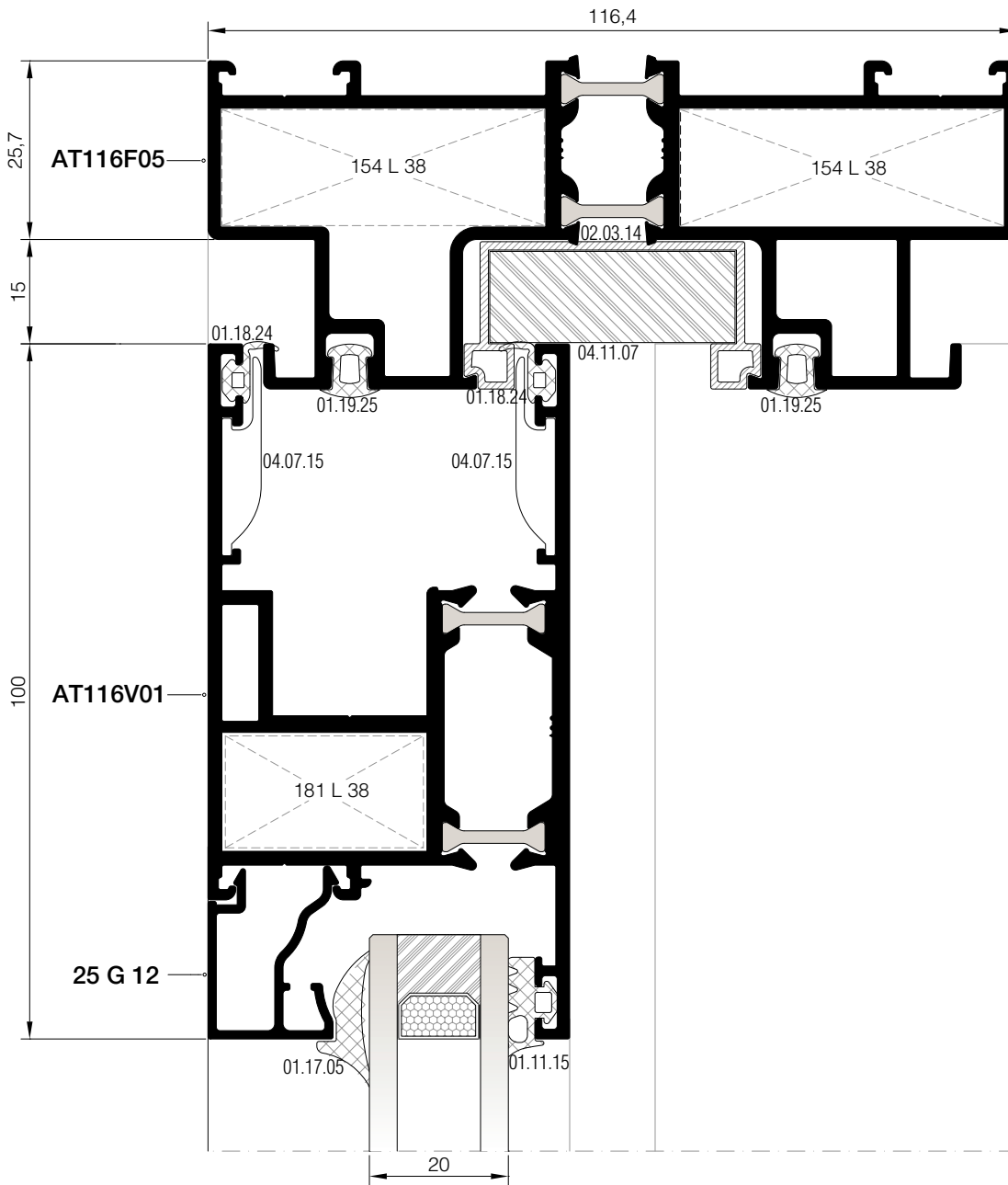
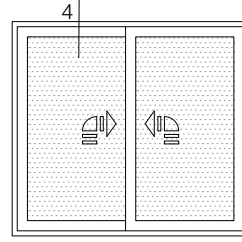
- 01
- 02
- 03
- 04
- 05
- 06

3 DETAYI  
DETAIL



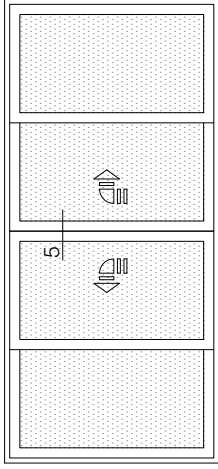
TAHLİYE DELİĞİNİN ÖLÇÜLERİ  
DRAINAGE HOLE DIMENSIONS

KALDIR SÜR DETAYI  
LIFT&SLIDE DETAIL

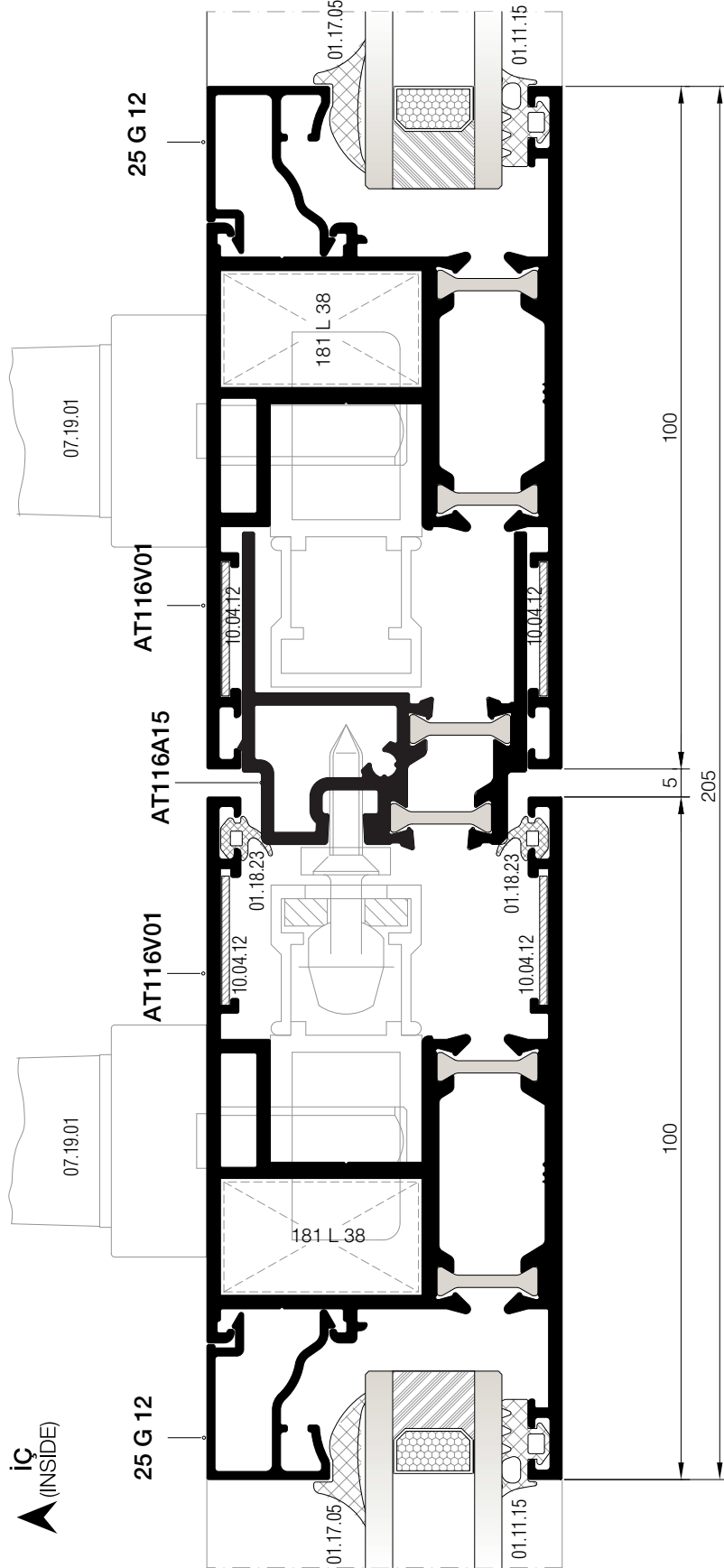


4 DETAYI  
DETAIL

DIŞ  
(OUTSIDE) ➔



KALDIR SÜR DETAYI  
LIFT & SLIDE DETAIL



01

02

03

04

05

06

01

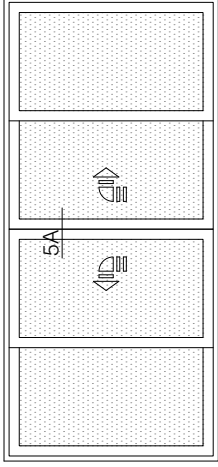
02

03

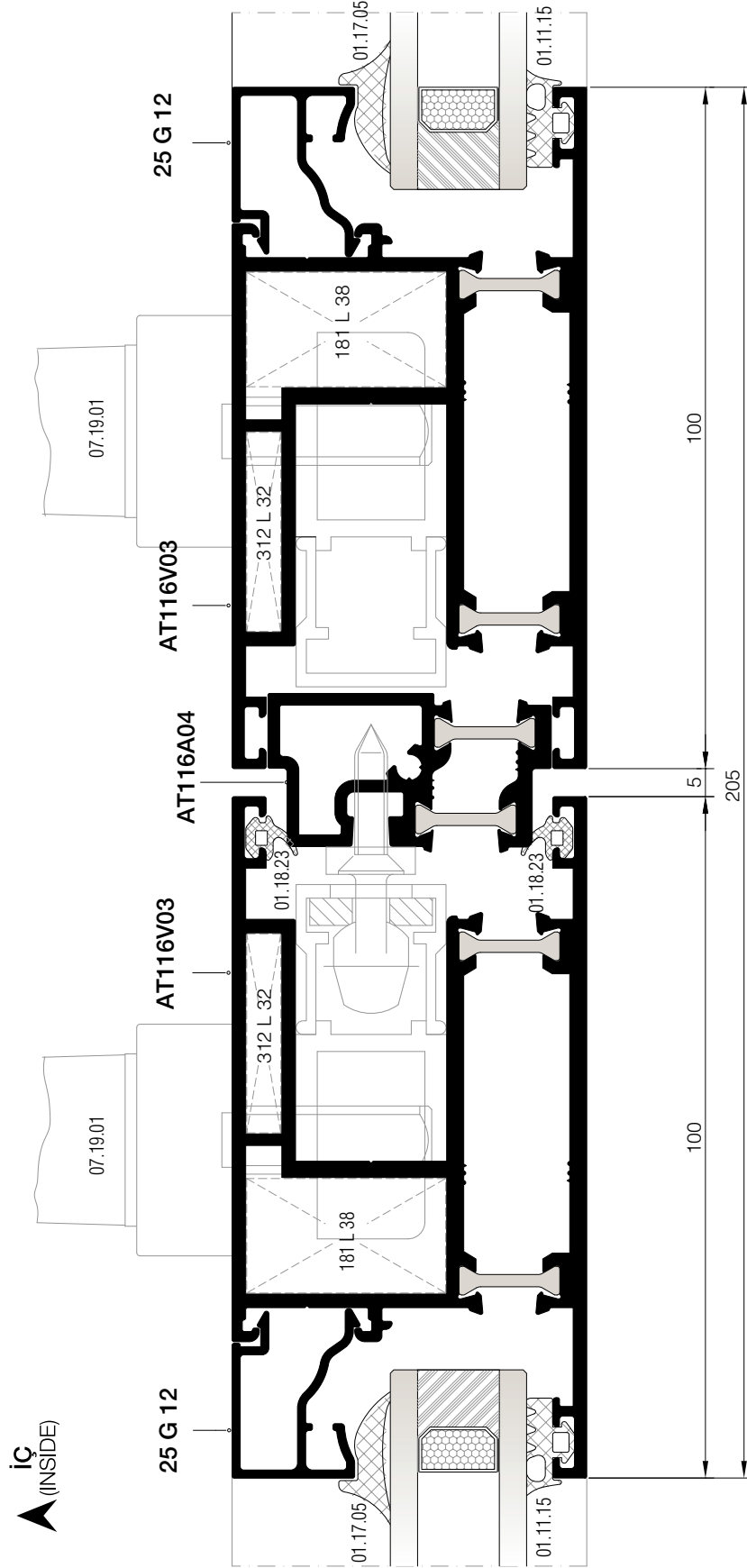
04

05

06



KALDIRI SÜR DETAYI  
LIFT & SLIDE DETAIL

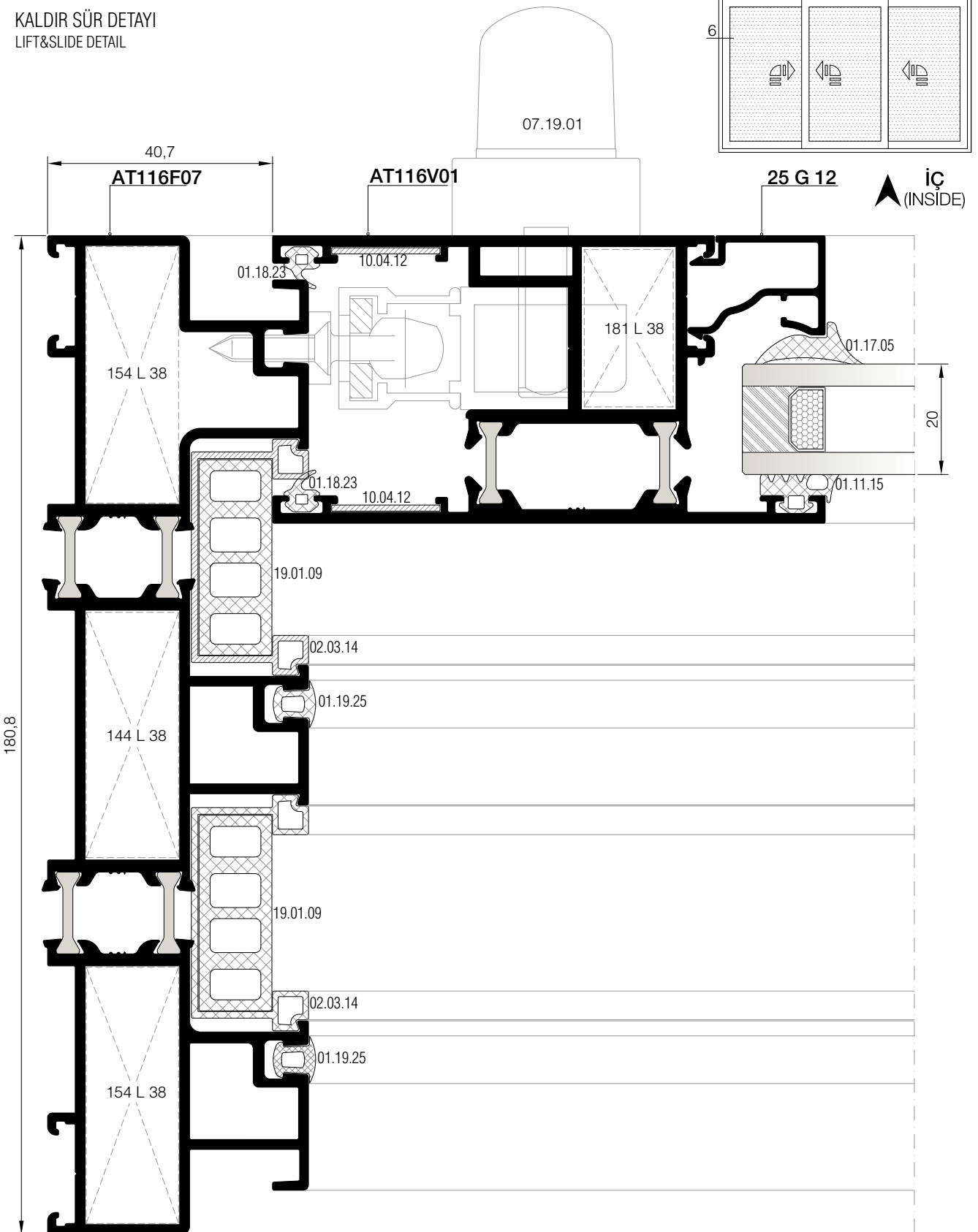


\* AT116V03 PROFİLİ AT116A04 PROFİLİ İLE BİRLİKTE KULLANILMALIDIR.  
PROFILE AT116V03 SHOULD BE USED WITH AT116A04 VENT PROFILE.

 DETAYI  
DETAIL

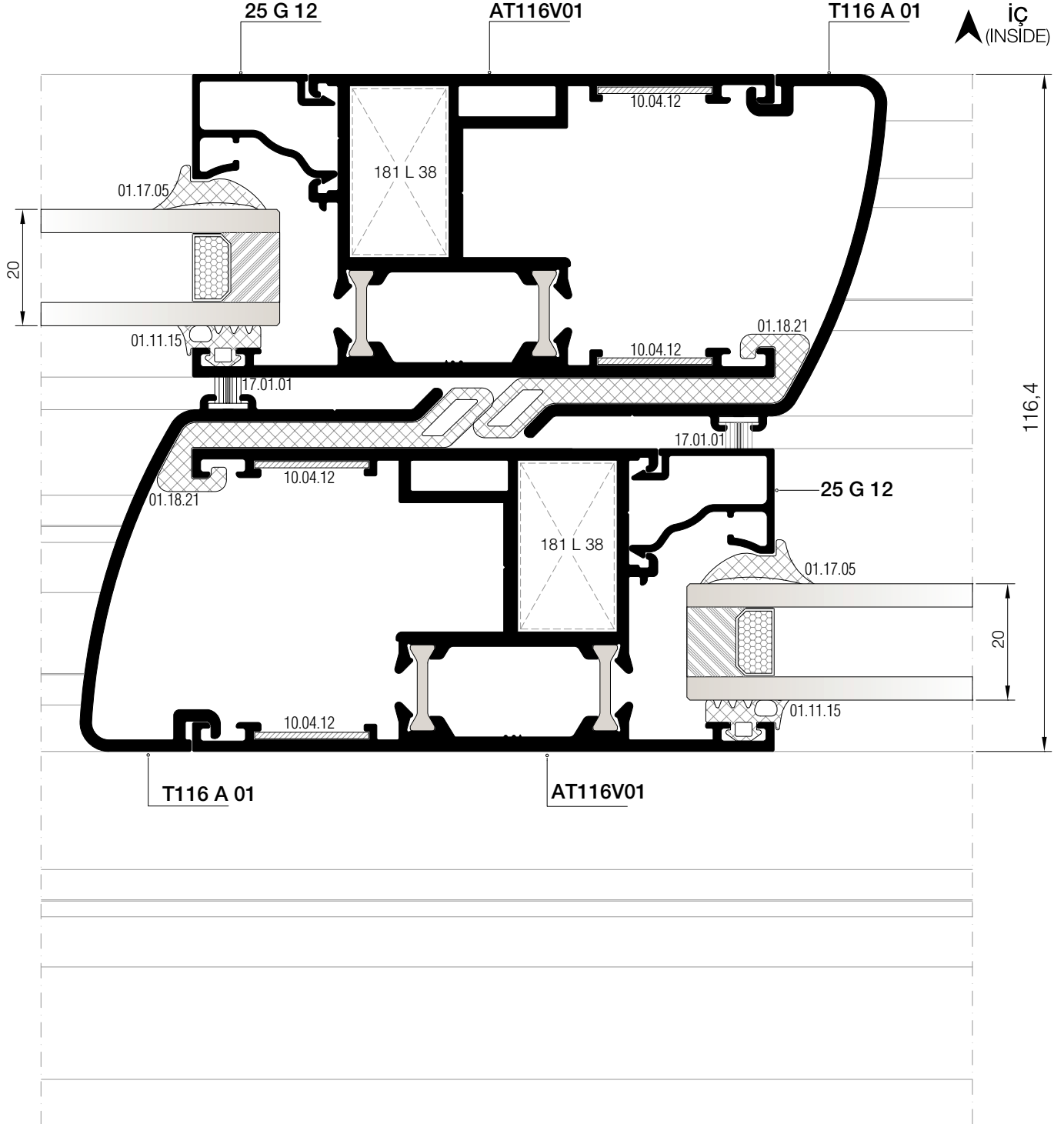
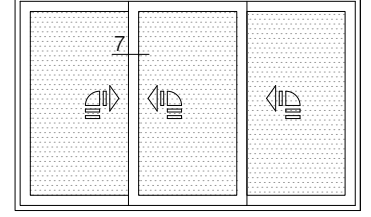


KALDIRI SÜR DETAYI  
LIFT&SLIDE DETAIL

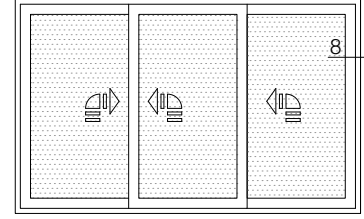


6 DETAYI  
DETAIL

KALDIR SÜR DETAYI  
LIFT&SLIDE DETAIL

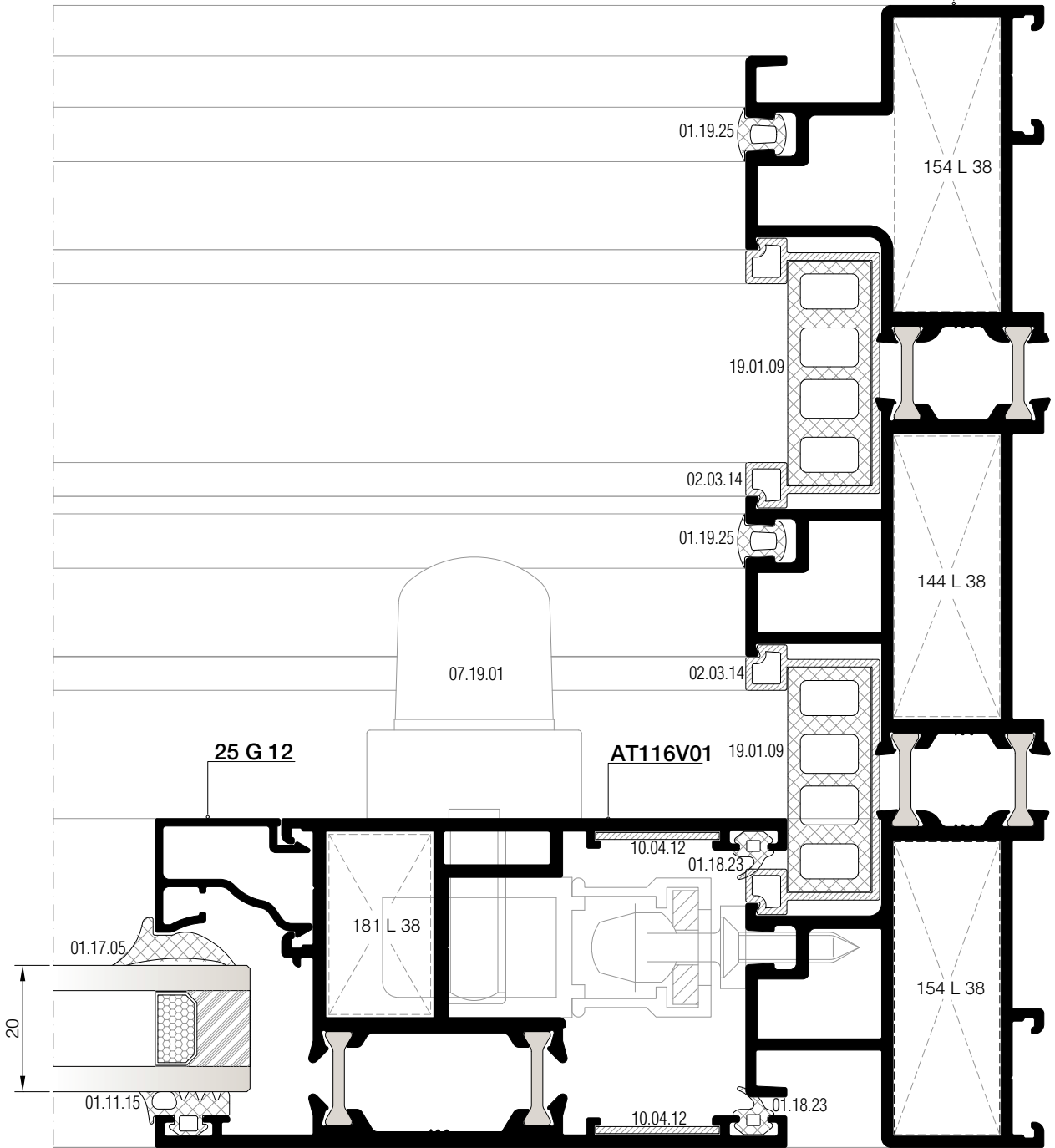


KALDIR SÜR DETAYI  
LIFT&SLIDE DETAIL



▲ iç  
(INSIDE)

AT116F07



01

02

03

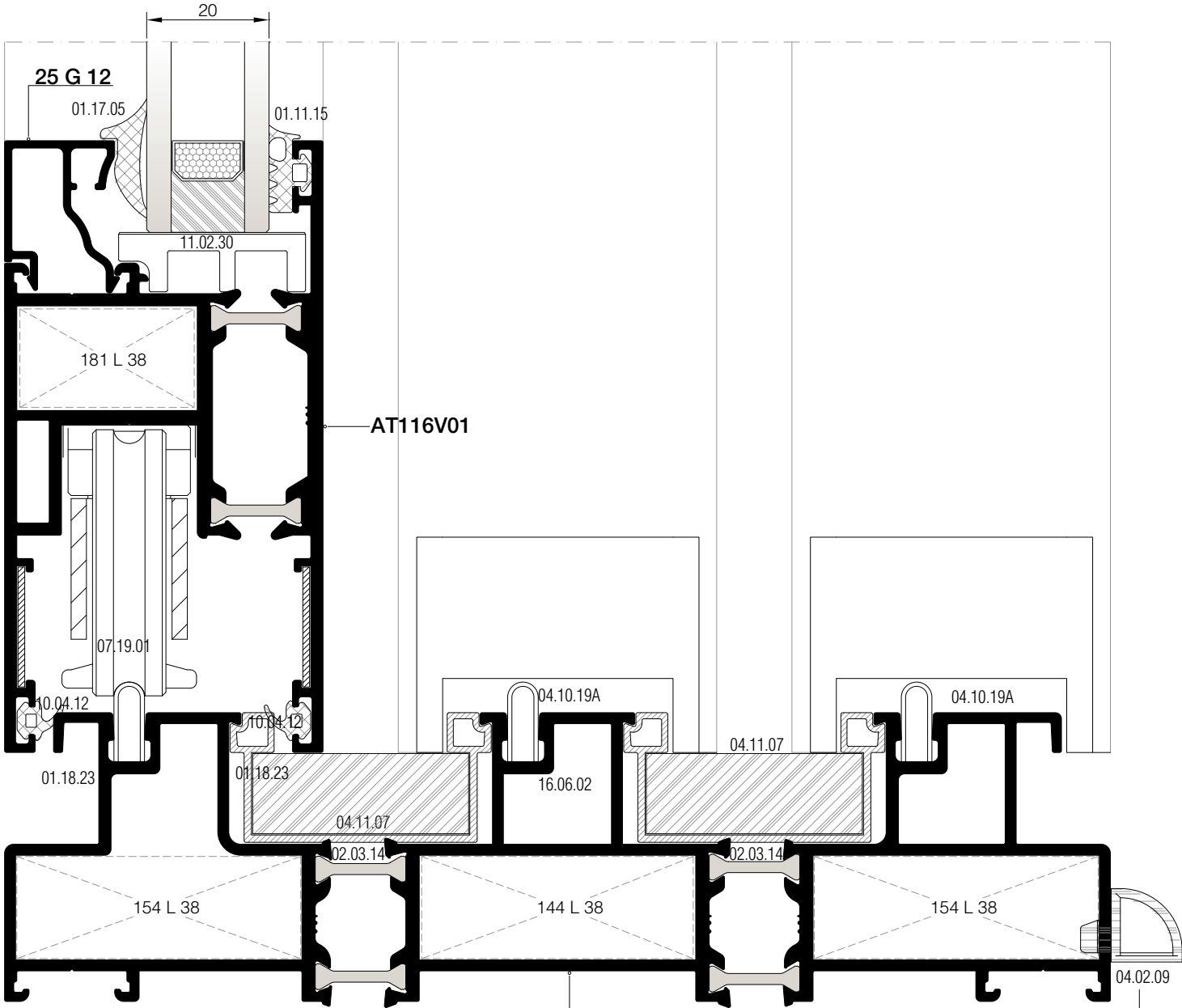
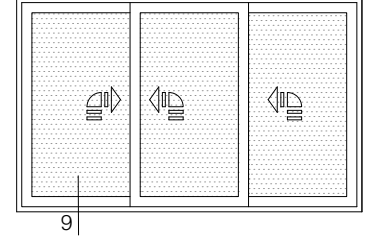
04

05

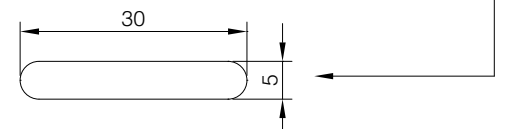
06

⑧ DETAYI  
DETAIL

KALDIR SÜR DETAYI  
LIFT & SLIDE DETAIL

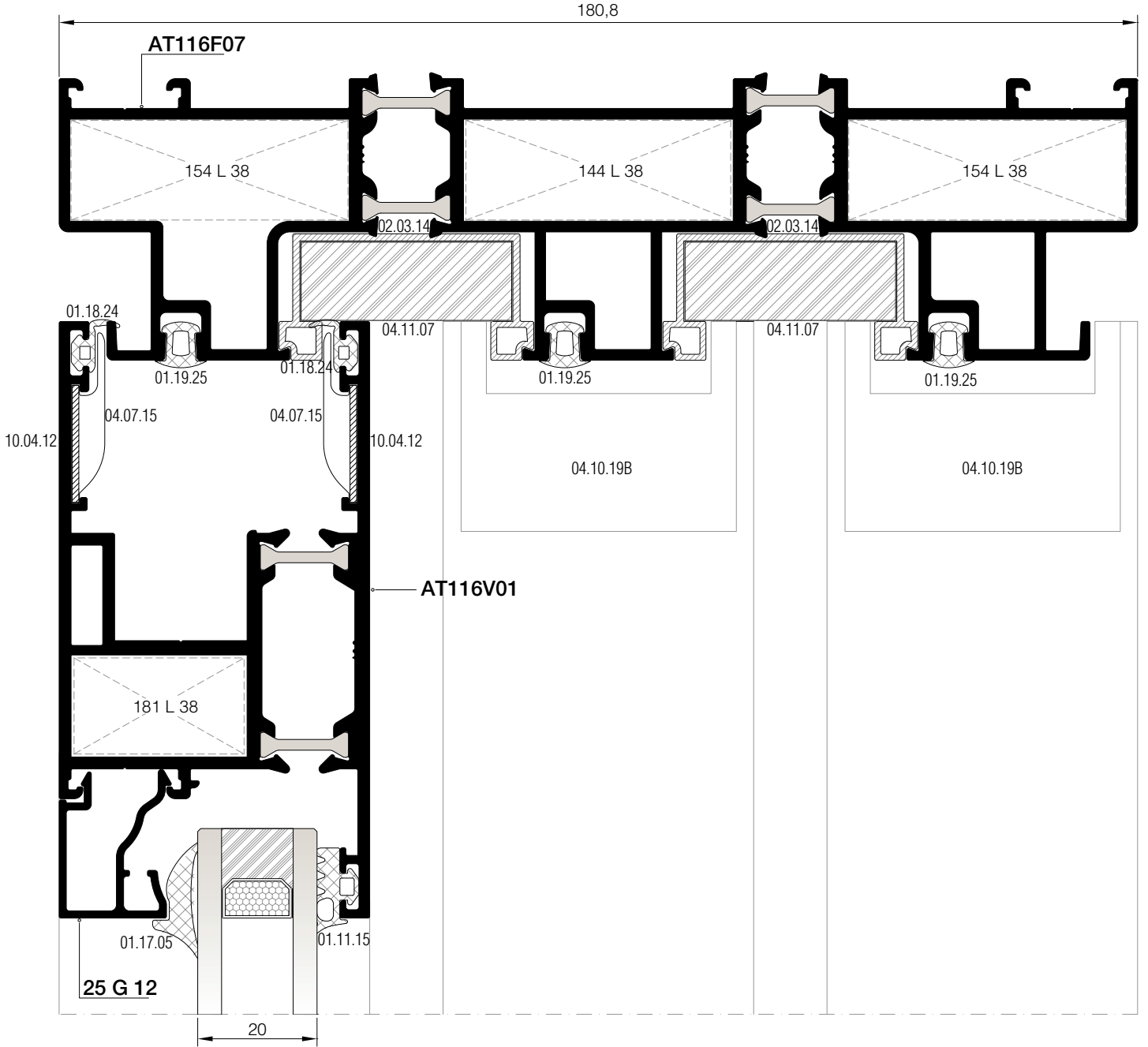
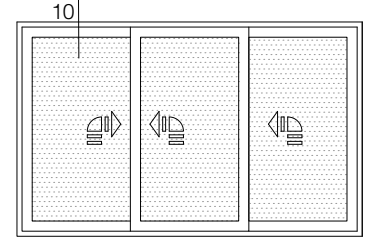


9 DETAYI  
DETAIL

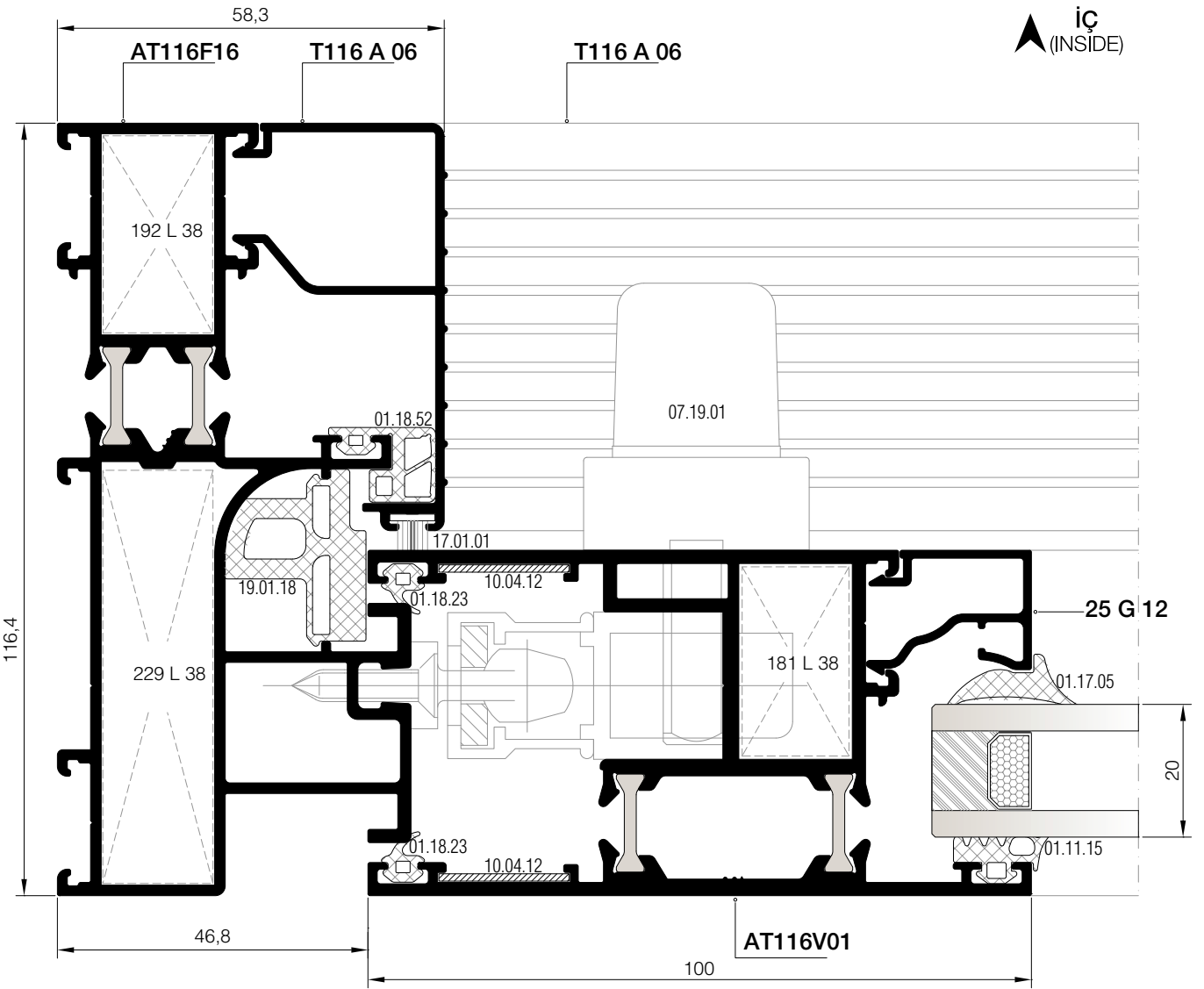
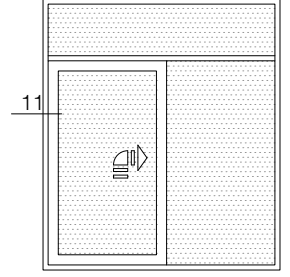


TAHLİYE DELİĞİNİN ÖLÇÜLERİ  
DRAINAGE HOLE DIMENSIONS

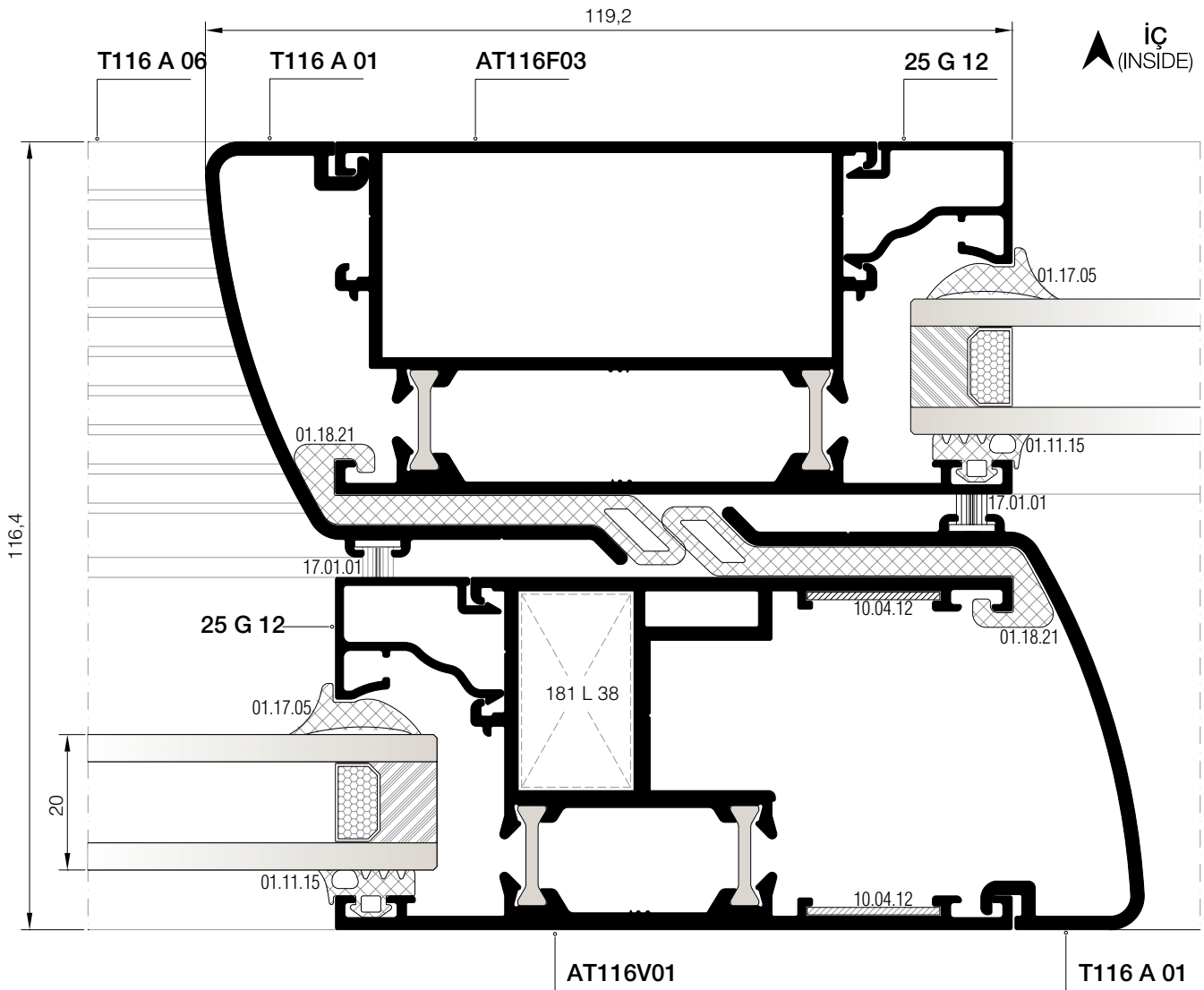
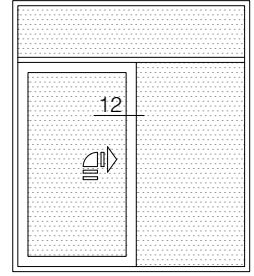
KALDIRI SÜR DETAYI  
LIFT & SLIDE DETAIL



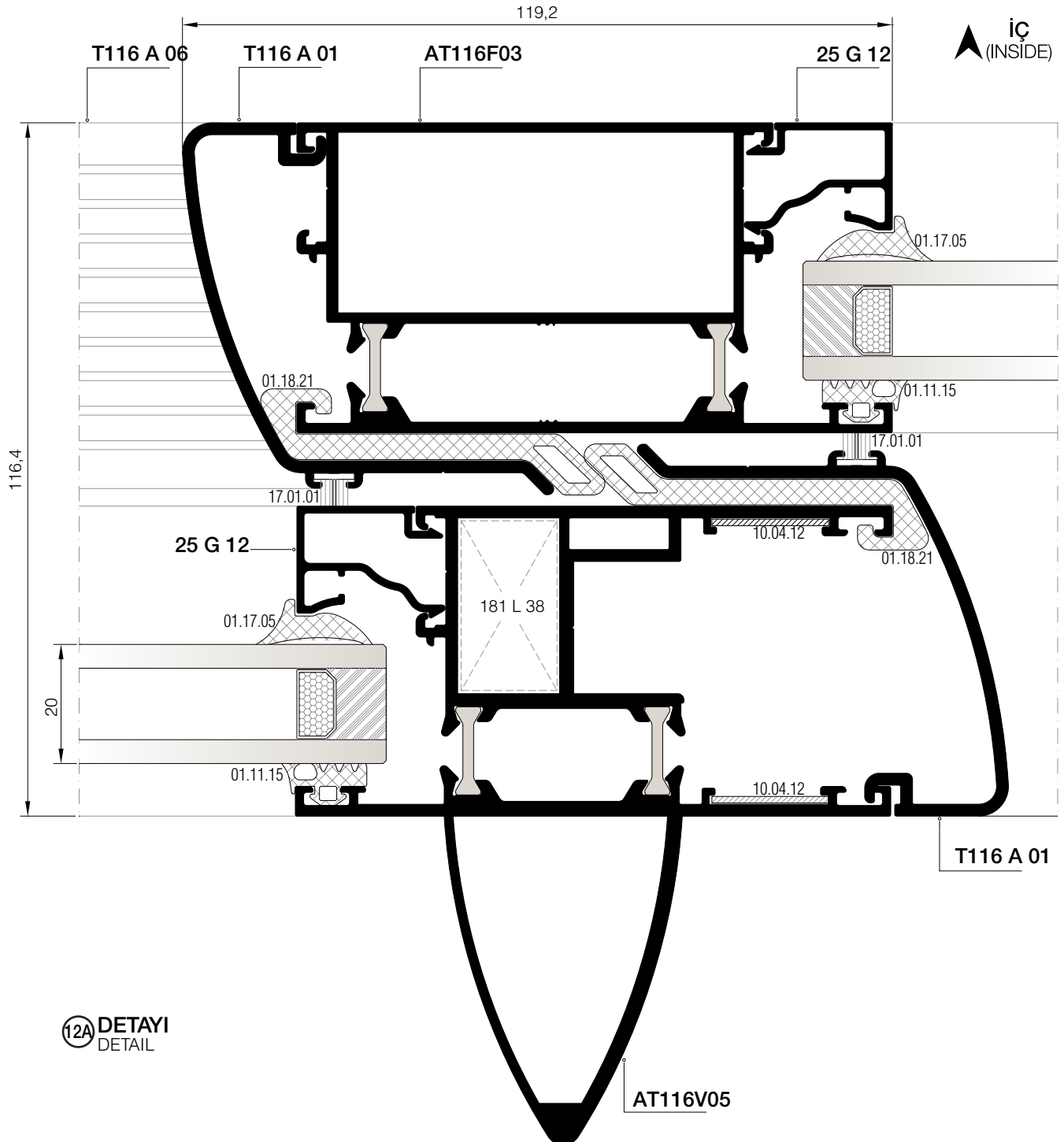
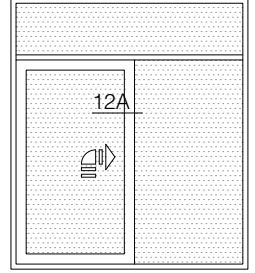
KALDIRI SÜR DETAYI (MONORAY)  
LIFT&SLIDE DETAIL (MONORAIL)



KALDIR SÜR DETAYI (MONORAY)  
LIFT&SLIDE DETAIL (MONORAIL)

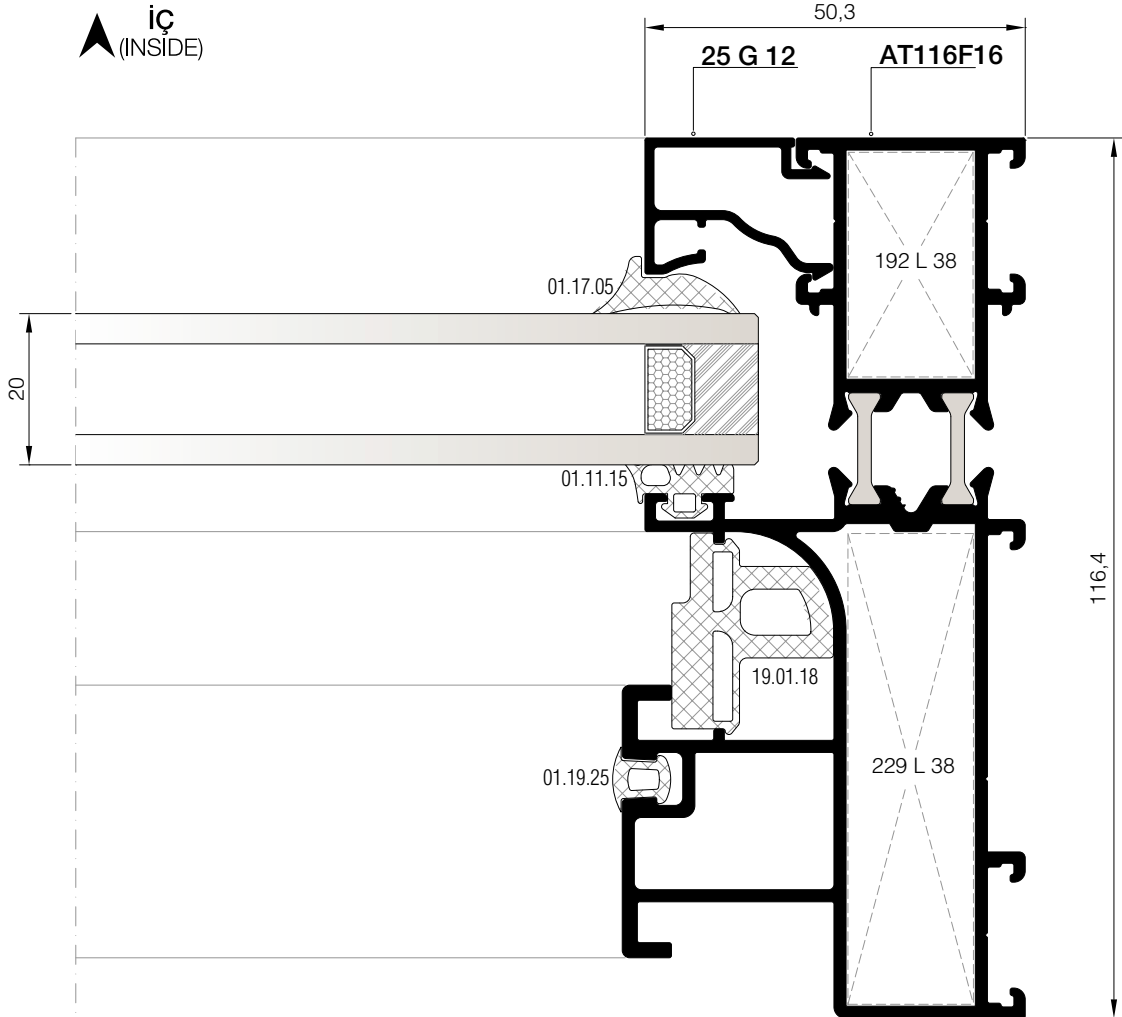
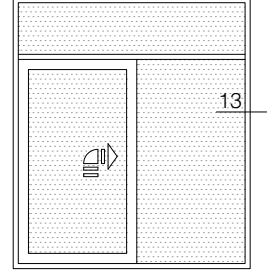


KALDIR SÜR DETAYI (MONORAY)  
LIFT&SLIDE DETAIL (MONORAIL)





KALDIR SÜR DETAYI (MONORAY)  
LIFT&SLIDE DETAIL (MONORAIL)



01

02

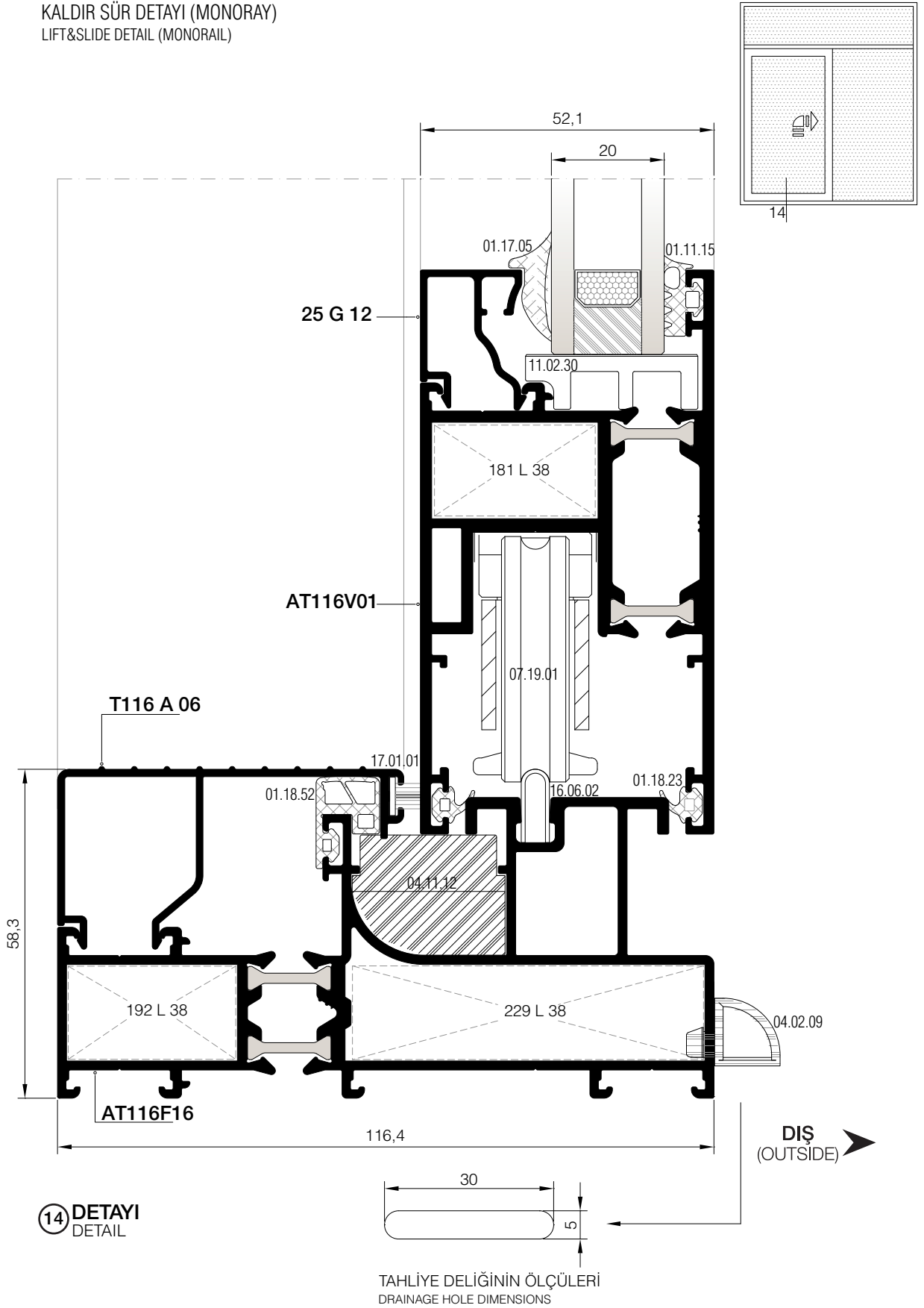
03

04

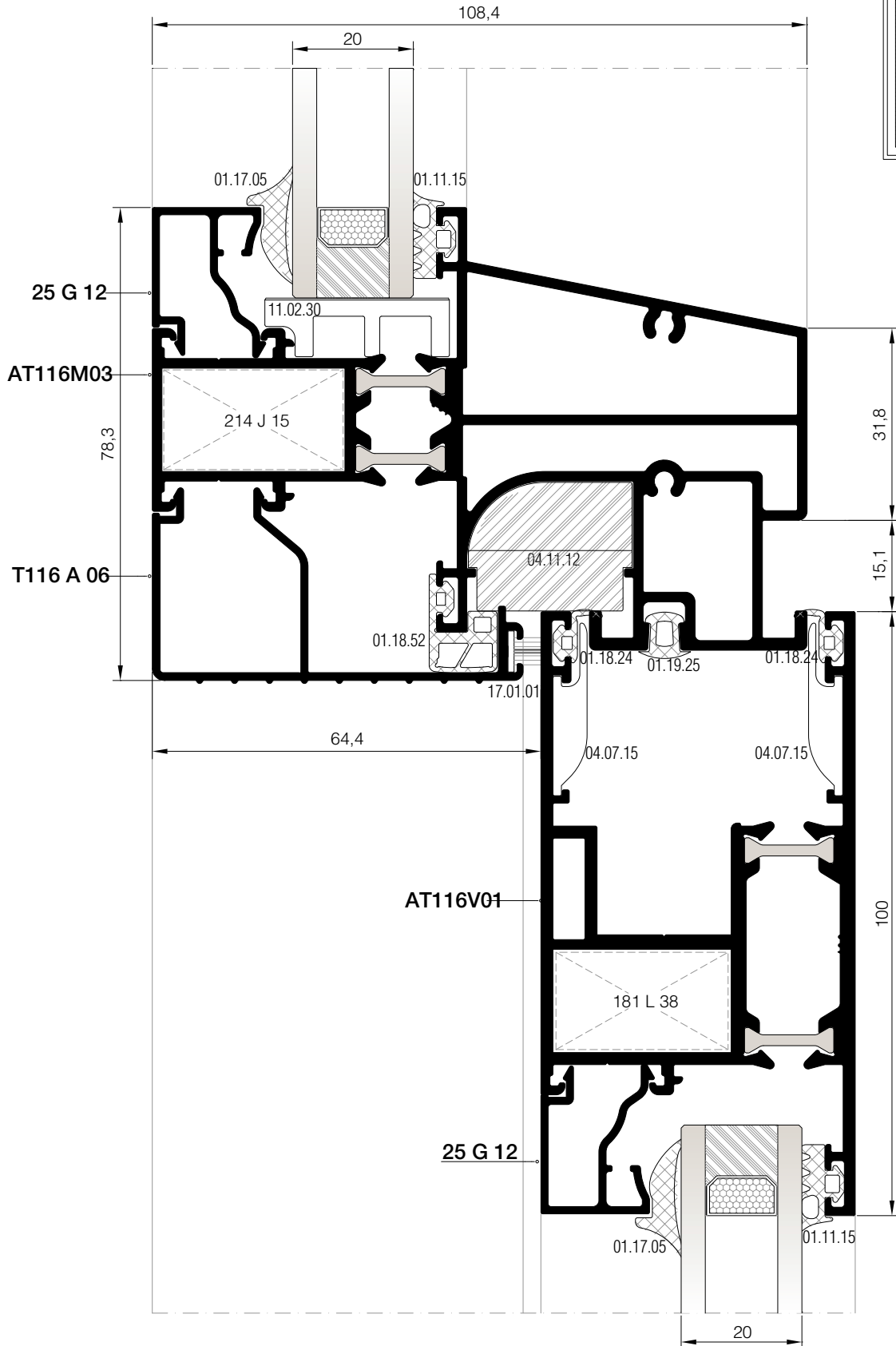
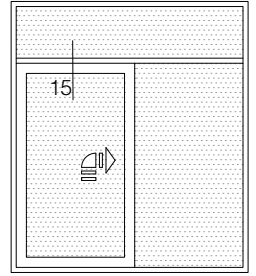
05

06

KALDIR SÜR DETAYI (MONORAY)  
LIFT&SLIDE DETAIL (MONORAIL)



KALDIR SÜR DETAYI (MONORAY)  
LIFT&SLIDE DETAIL (MONORAIL)



01

02

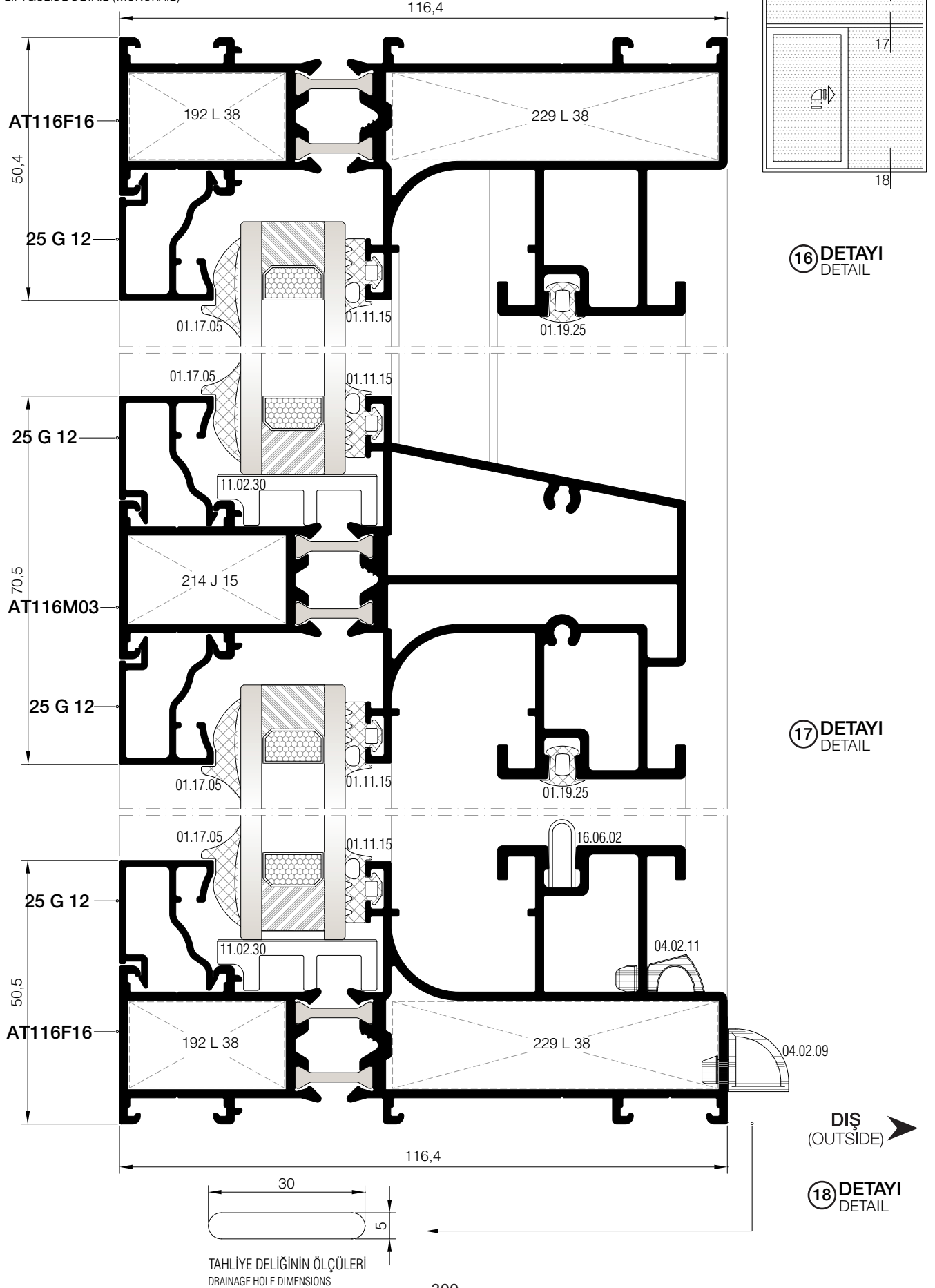
03

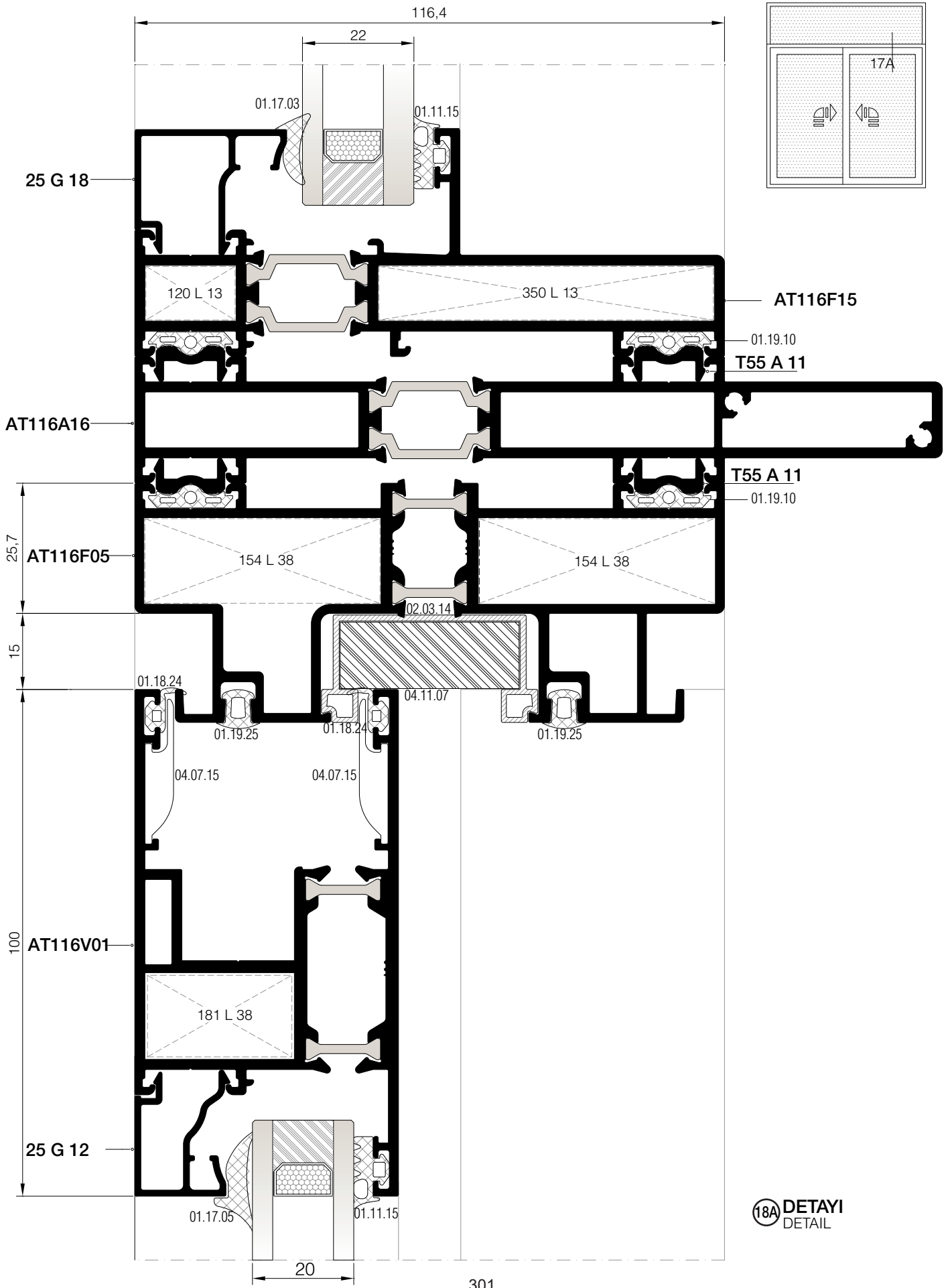
04

05

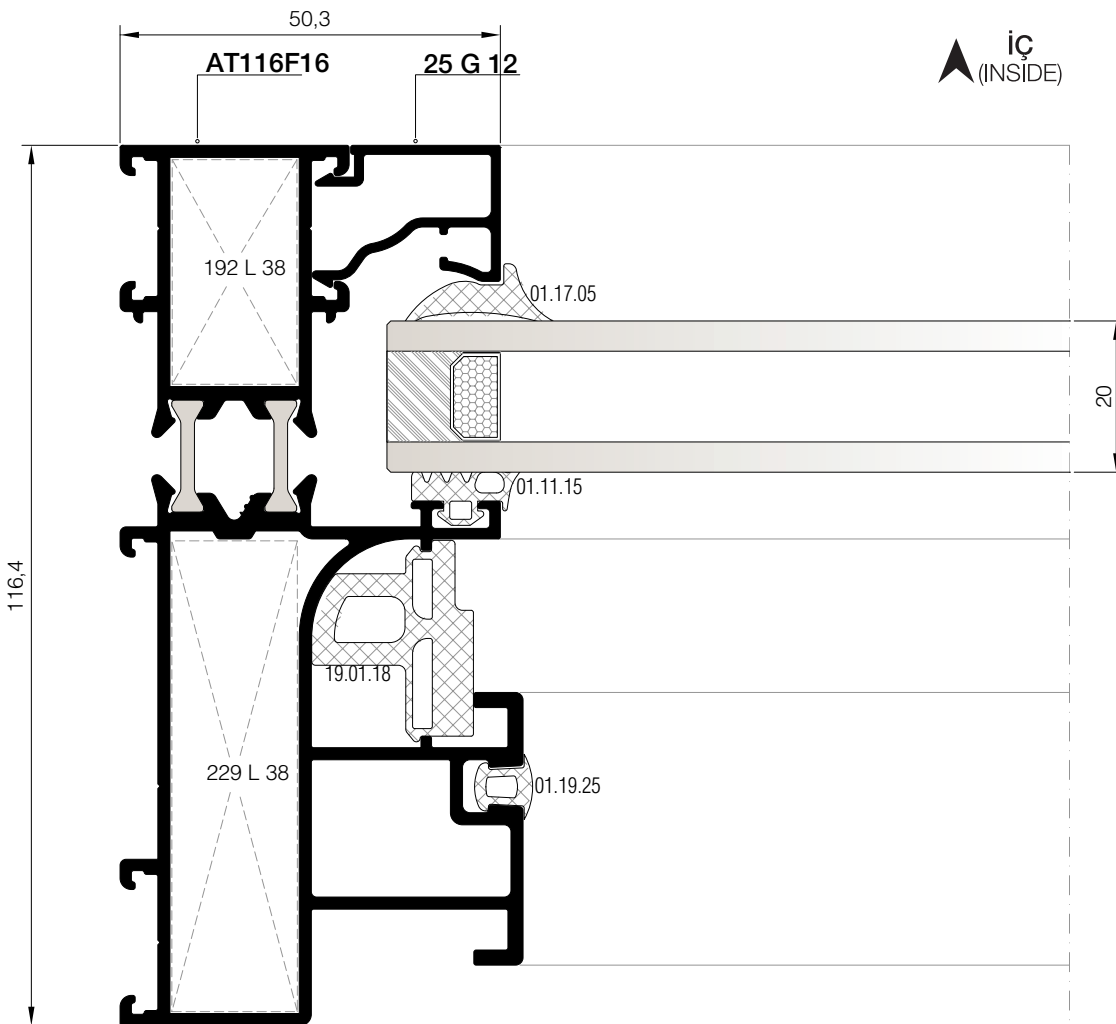
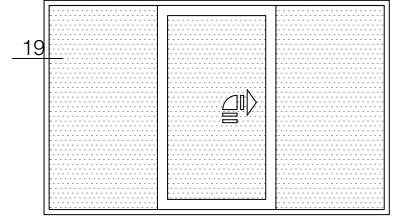
06

KALDIRI SÜR DETAYI (MONORAY)  
LIFT&SLIDE DETAIL (MONORAIL)

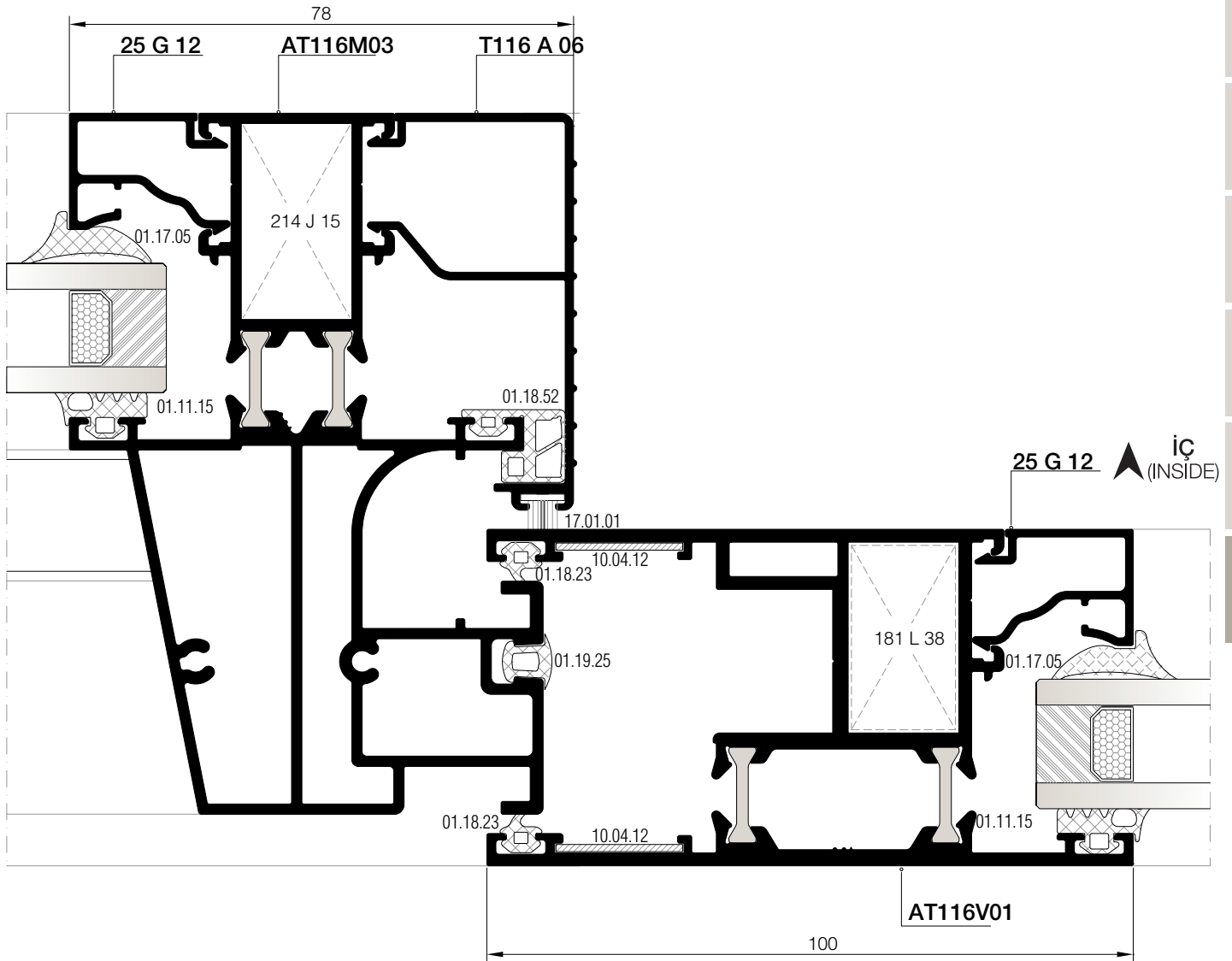
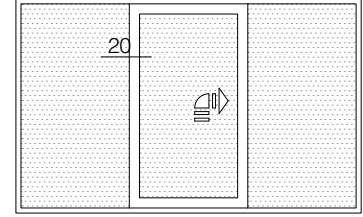




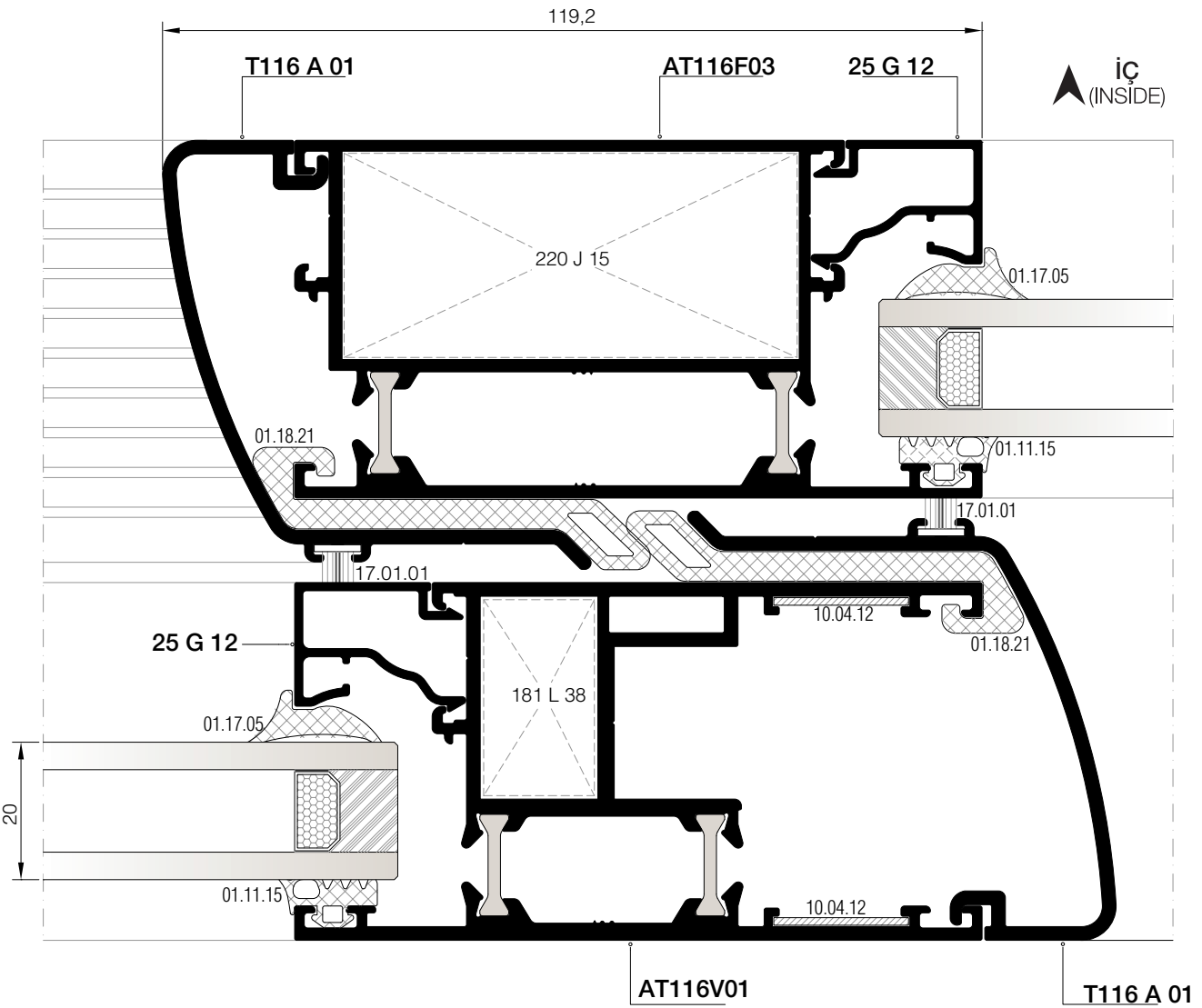
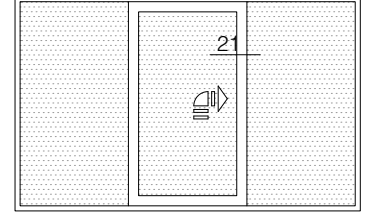
KALDIR SÜR DETAYI (MONORAY)  
LIFT&SLIDE DETAIL (MONORAIL)



KALDIR SÜR DETAYI (MONORAY)  
LIFT&SLIDE DETAIL (MONORAIL)

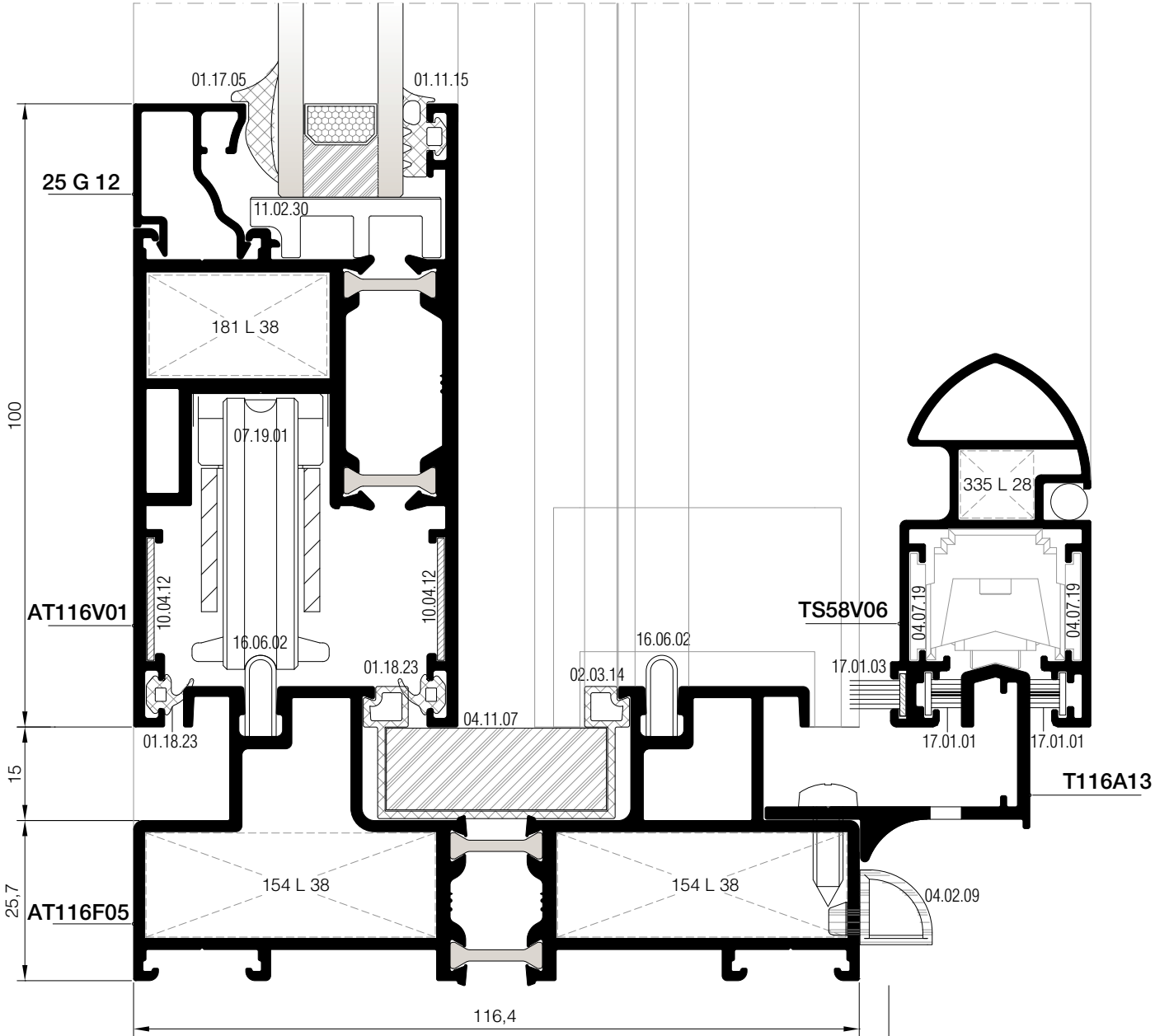
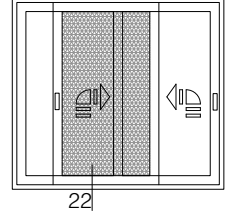


KALDIR SÜR DETAYI (MONORAY)  
LIFT&SLIDE DETAIL (MONORAIL)





KALDIR SÜR DETAYI  
LIFT&SLIDE DETAIL



01

02


03

04

05

06

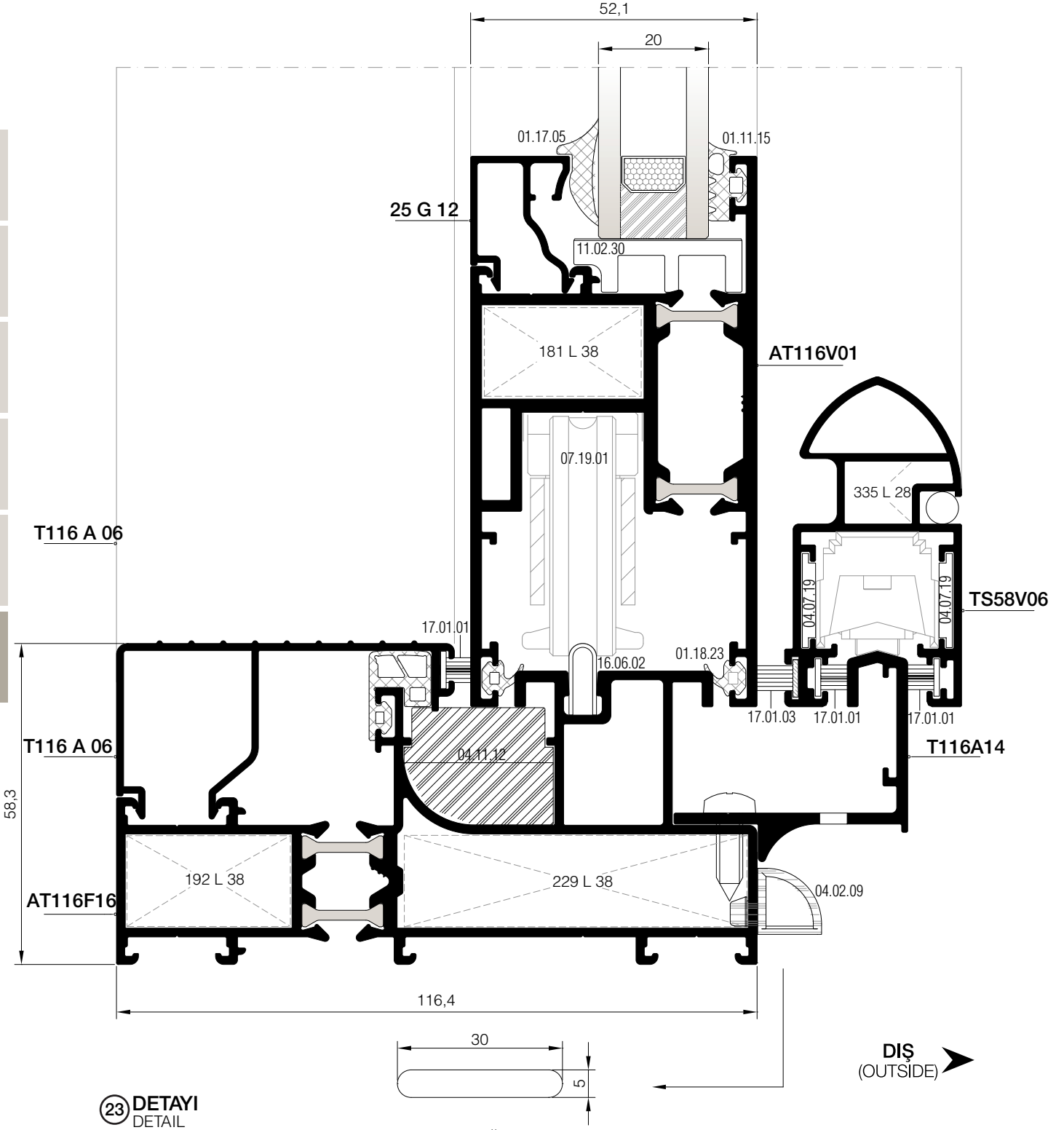
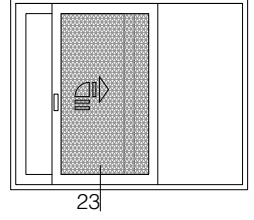
22 DETAYI  
DETAIL



TAHLİYE DELİĞİNİN ÖLÇÜLERİ  
DRAINAGE HOLE DIMENSIONS

DIŞ  
(OUTSIDE) ➔

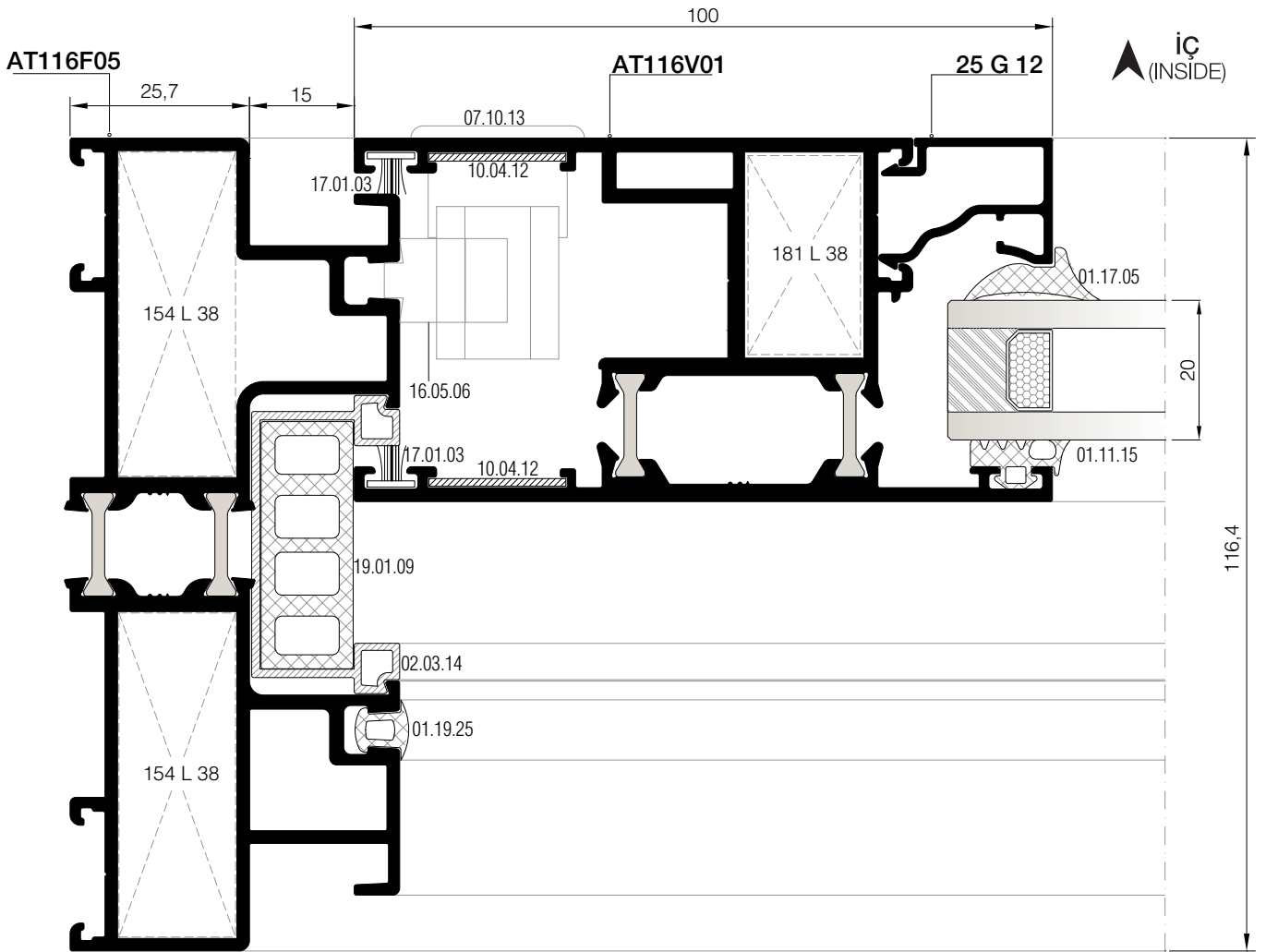
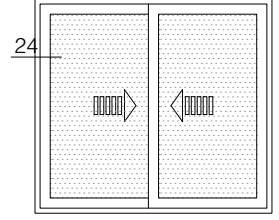
KALDIR SÜR DETAYI  
LIFT&SLIDE DETAIL



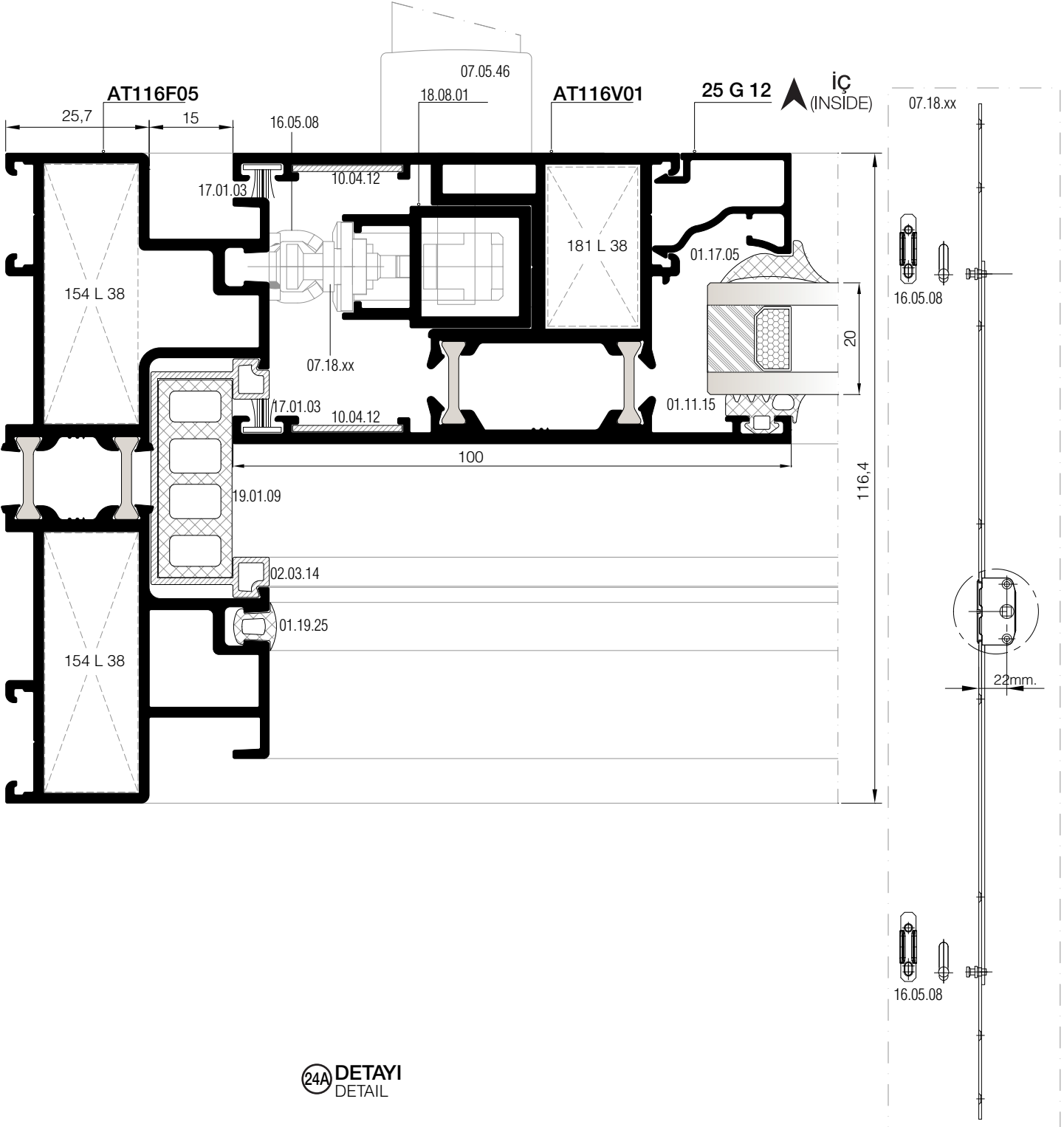
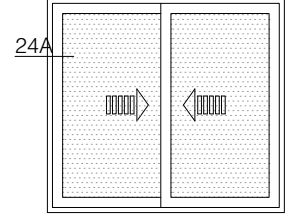
23 DETAYI  
DETAIL

TAHLİYE DELİĞİNİN ÖLÇÜLERİ  
DRAINAGE HOLE DIMENSIONS

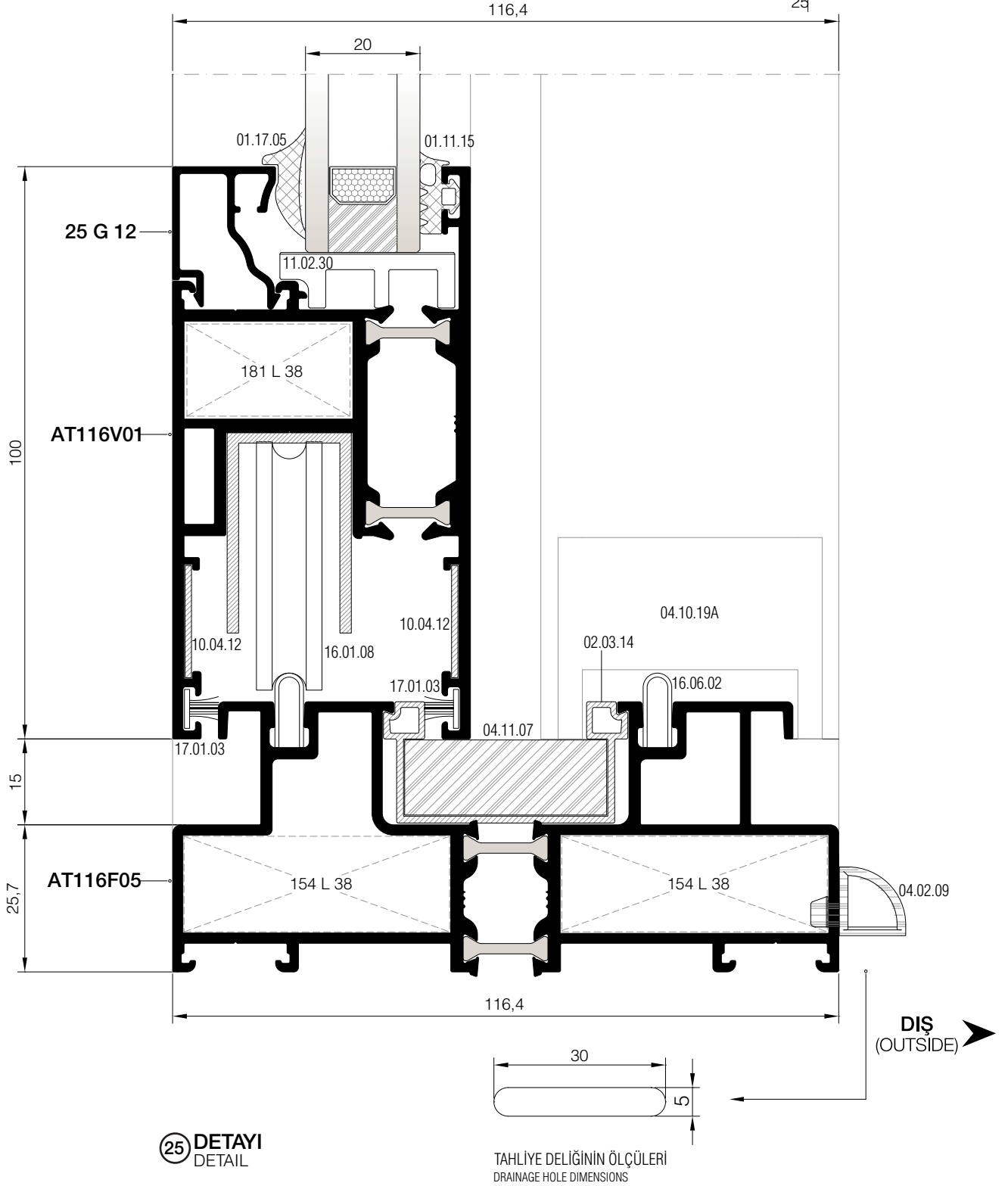
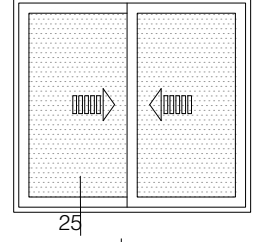
BASİT SÜRME DETAYI  
SLIDING DOOR DETAIL



BASİT SÜRME DETAYI  
SLIDING DOOR DETAIL

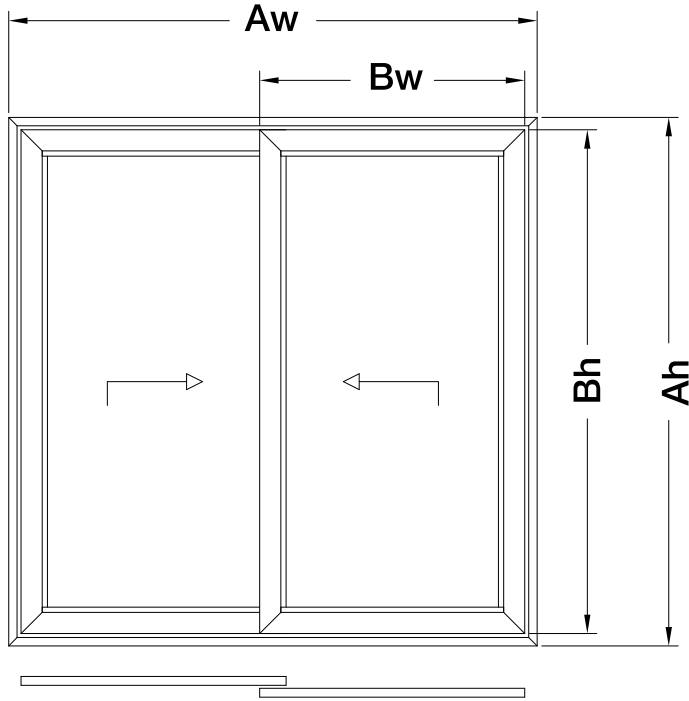


BASİT SÜRME DETAYI  
SLIDING DOOR DETAIL



KESİM ÖLÇÜLERİ (ÇİFT RAYLI)  
CUTTING SIZE (DOUBLE RAIL)

# RST116



PROFİLLER / PROFILES

KOD Code	PROFİL ÇİZİMİ Profiles	ADET Unit	KESİM ÖLÇÜSÜ (mm) Cutting Dimension
AT116F05		2	$A_w$
		2	$A_h$
AT116V01		4	$B_w = \frac{A_w}{2} + 9,3$
		4	$B_h = A_h - 81,4$
25 G 10		4	$G_w = B_w - 160$
		4	$G_h = B_h - 200$
T116 A 01		2	$T = B_h$

CAM Glass	$G_l w = B_w - 170$	$G_l w \times G_l h \text{ (m}^2\text{)}$	2
	$G_l h = B_h - 170$		

01

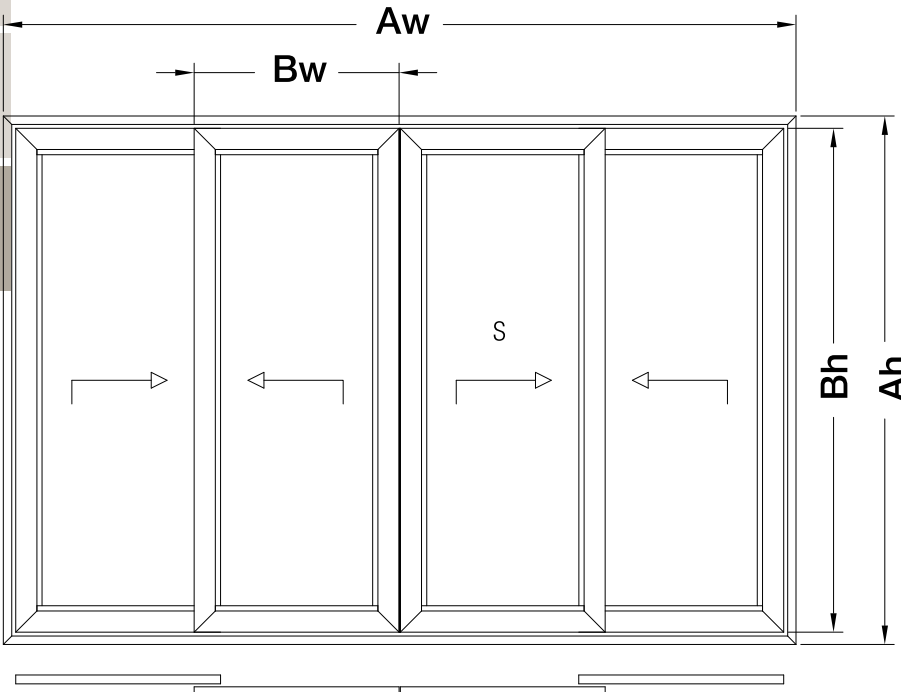
02

03

04

05

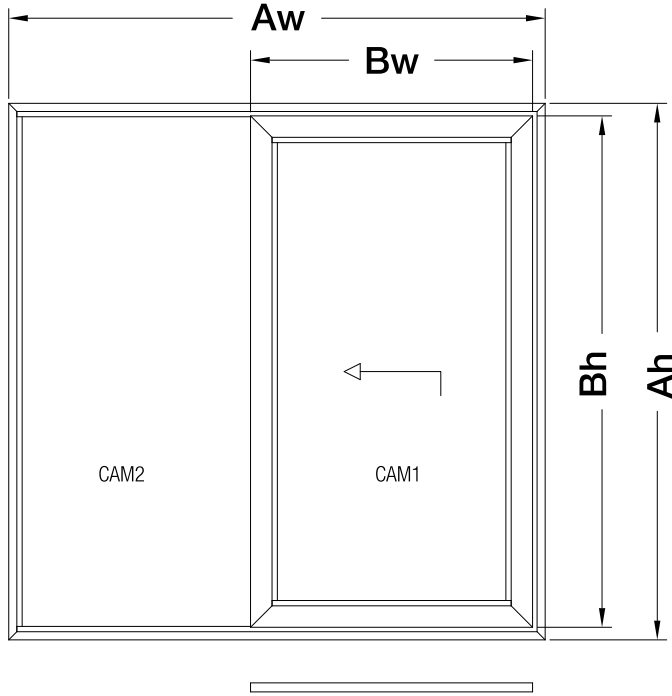
06



PROFİLLER / PROFILES

KOD Code	PROFİL ÇİZİMİ Profiles	ADET Unit	KESİM ÖLÇÜSÜ (mm) Cutting Dimension
AT116F05		2	$A_w$
		2	$A_h$
AT116V01		8	$B_w = \frac{A_w}{4} + 28,4$
		8	$B_h = A_h - 81,4$
25 G 10		8	$G_w = B_w - 160$
		8	$G_h = B_h - 200$
T116 A 01		4	$T = B_h$
T116 A 04		1	$M = A_h - 129,7$

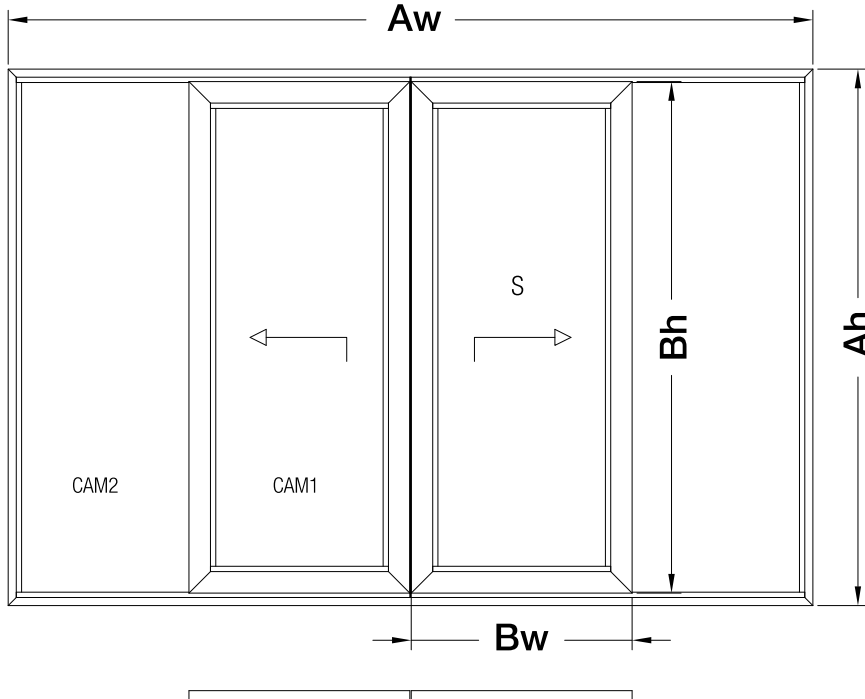
CAM Glass	$G_l w = B_w - 170$	$G_l w \times G_l h \text{ (m}^2\text{)}$	4
	$G_l h = B_h - 170$		



PROFİLLER / PROFILES

KOD Code	PROFİL ÇİZİMİ Profiles	ADET Unit	KESİM ÖLÇÜSÜ (mm) Cutting Dimension
AT116F16	A	2	$A_w$
		2	$A_h$
AT116V01	B	2	$B_w = \frac{A_w}{2} + 51,5$
		2	$B_h = A_h - 93,6$
25 G 10	G	4	$G_w = B_w - 160$
		2	$G_h1 = B_h - 200$
		2	$G_h2 = A_h - 100,6$
T116 A 01	T	1	$T1 = B_h$
		1	$T2 = B_h - 23,8$
T116 A 06	K	2	$K1 = B_w - 83,5$
		1	$K2 = A_h - 117,6$
AT116F03	C	1	$Ch = A_h - 60,6$

CAM 1 Glass 1	$G_lw = B_w - 170$	$G_lw \times G_h1$ (m <sup>2</sup> )	1
	$G_h1 = B_h - 170$		
CAM 2 Glass 2	$G_lw = B_w - 170$	$G_lw \times G_h2$ (m <sup>2</sup> )	1
	$G_h2 = A_h - 70,6$		



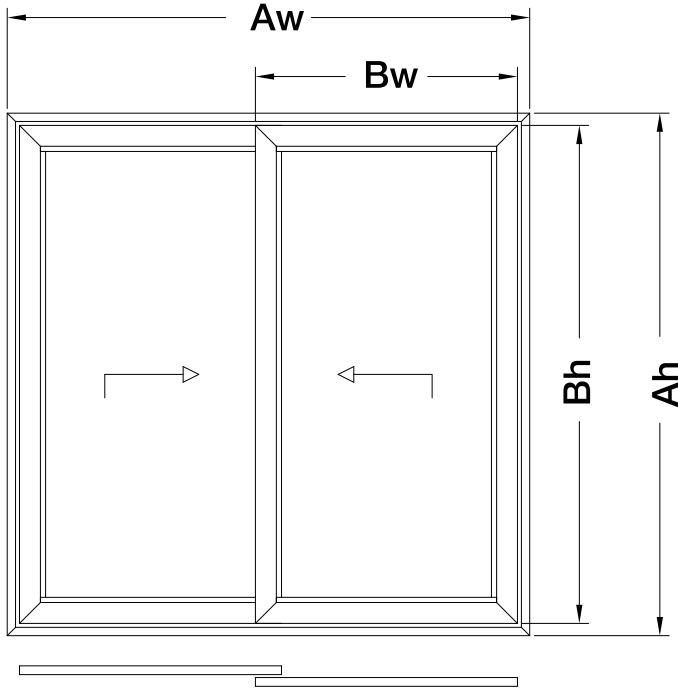
PROFİLLER / PROFILES

KOD Code	PROFİL ÇİZİMİ Profiles	ADET Unit	KESİM ÖLÇÜSÜ (mm) Cutting Dimension
AT116F16	A	2	$A_w$
		2	$A_h$
AT116V01	B	4	$B_w = \frac{A_w}{4} + 73,6$
		4	$B_h = A_h - 93,6$
25 G 10	G	8	$G_w = B_w - 160$
		4	$G_h1 = B_h - 200$
		4	$G_h2 = A_h - 100,6$
T116 A 01	T	2	$T1 = B_h$
		2	$T2 = B_h - 23,8$
T116 A 06	K	2	$K = 2B_w - 195$
AT116F03	C	2	$Ch = A_h - 60,6$
AT116A04	M	1	$M = A_h - 132,6$

CAM 1 Glass 1	$G_lw = B_w - 170$	$G_lw \times G_h1$ (m <sup>2</sup> )	2
	$G_h1 = B_h - 170$		
CAM 2 Glass 2	$G_lw = B_w - 170$	$G_lw \times G_h2$ (m <sup>2</sup> )	2
	$G_h2 = A_h - 70,6$		

KESİM ÖLÇÜLERİ (ÇİFT RAYLI)  
CUTTING SIZE (DOUBLE RAIL)

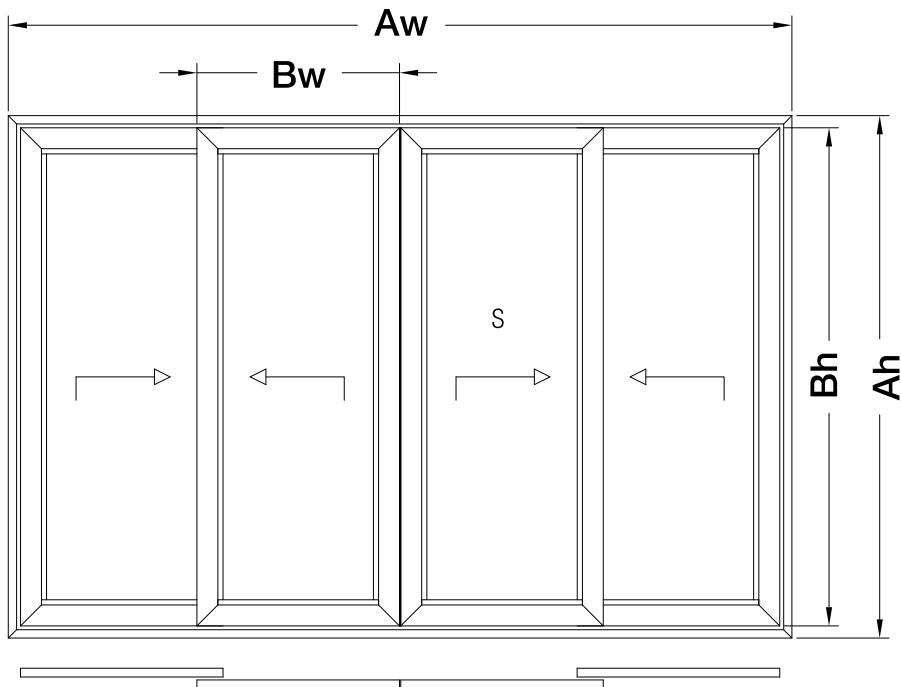
# RST116



PROFİLLER / PROFILES

KOD Code	PROFİL ÇİZİMİ Profiles	ADET Unit	KESİM ÖLÇÜSÜ (mm) Cutting Dimension
AT116F05	A	2	$A_w$
		2	$A_h$
AT116V01	B	4	$B_w = \frac{A_w}{2} + 6$
		4	$B_h = A_h - 81,4$
25 G 10	G	4	$G_w = B_w - 160$
		4	$G_h = B_h - 200$
T116 A 09	T	2	$T = B_h$

CAM Glass	$G_l w = B_w - 170$	$G_l h = B_h - 170$	$G_l w \times G_l h (m^2)$	2
-----------	---------------------	---------------------	----------------------------	---



PROFİLLER

KOD Code	PROFİL ÇİZİMİ Profiles	ADET Unit	KESİM ÖLÇÜSÜ (mm) Cutting Dimension
AT116F05	A	2	$A_w$
		2	$A_h$
AT116V01	B	8	$B_w = \frac{A_w}{4} + 25,5$
		8	$B_h = A_h - 81,4$
25 G 10	G	8	$G_w = B_w - 160$
		8	$G_h = B_h - 200$
T116 A 09	T	4	$T = B_h$
AT116A04	M	1	$M = A_h - 132,6$

CAM Glass	$G_l w = B_w - 170$	$G_l h = B_h - 170$	$G_l w \times G_l h (m^2)$	4
-----------	---------------------	---------------------	----------------------------	---

01

02

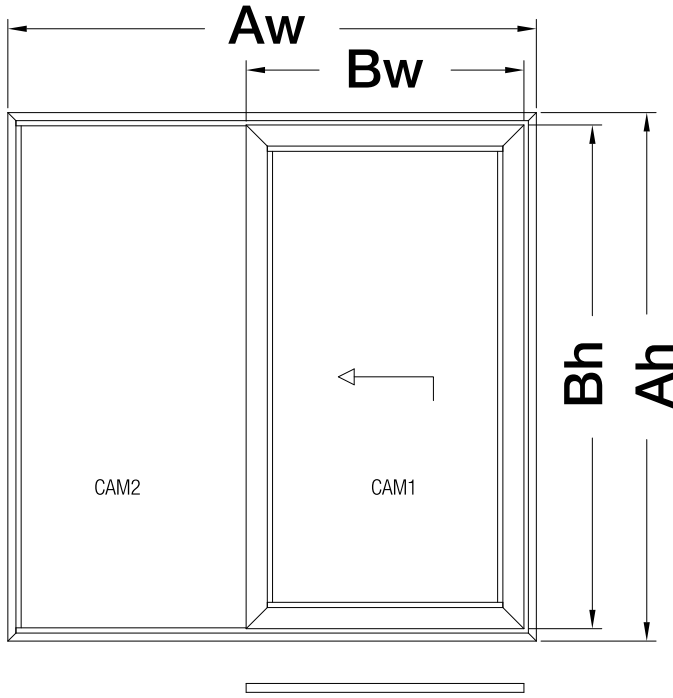
03

04

05

06

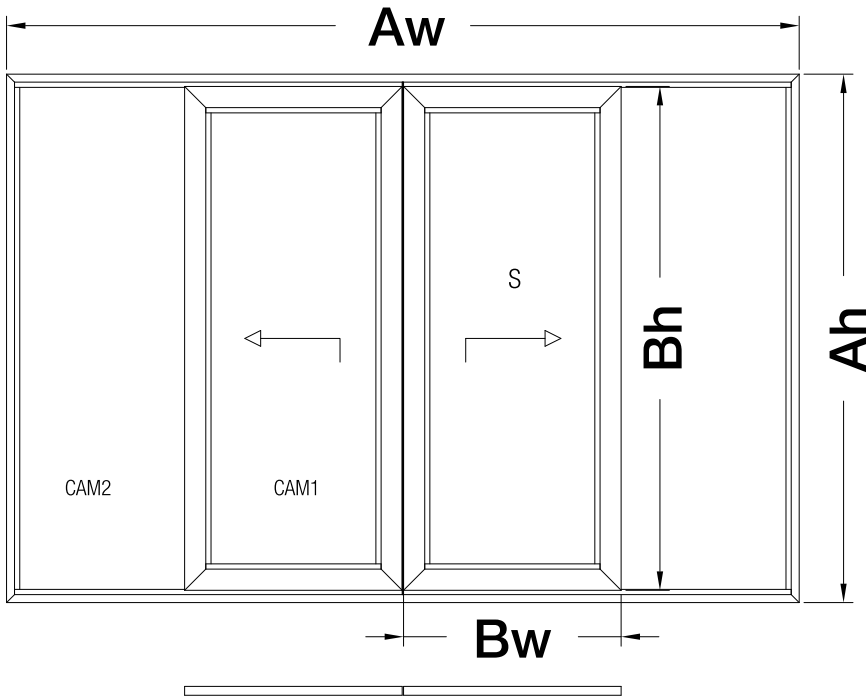




PROFİLLER / PROFILES

KOD Code	PROFİL ÇİZİMİ Profiles	ADET Unit	KESİM ÖLÇÜSÜ (mm) Cutting Dimension
AT116F16	A	2	$A_w$
		2	$A_h$
AT116V01	B	2	$B_w = \frac{A_w}{2} + 48,1$
		2	$B_h = A_h - 93,6$
25 G 10	G	4	$G_w = B_w - 160$
		2	$G_h1 = B_h - 200$
		2	$G_h2 = B_h - 100,6$
T116 A 09	T	1	$T1 = B_h$
		1	$T2 = B_h - 23,8$
T116 A 06	K	2	$K1 = B_w - 76,8$
		1	$K2 = A_h - 117,6$
AT116F03	C	1	$Ch = A_h - 60,6$

CAM 1 Glass 1	$G_lw = B_w - 170$	$G_lw \times G_lh$ (m <sup>2</sup> )	1
	$G_lh1 = B_h - 170$		
CAM 2 Glass 2	$G_lw = B_w - 170$	$G_lw \times G_lh2$ (m <sup>2</sup> )	1
	$G_lh2 = A_h - 70,6$		



PROFİLLER / PROFILES

KOD Code	PROFİL ÇİZİMİ Profiles	ADET Unit	KESİM ÖLÇÜSÜ (mm) Cutting Dimension
AT116F16	A	2	$A_w$
		2	$A_h$
AT116V01	B	4	$B_w = \frac{A_w}{4} + 70,3$
		4	$B_h = A_h - 93,6$
25 G 10	G	8	$G_w = B_w - 160$
		4	$G_h1 = B_h - 200$
		4	$G_h2 = A_h - 100,6$
T116 A 09	T	2	$T1 = B_h$
		2	$T2 = B_h - 23,8$
T116 A 06	K	2	$K = 2B_w - 181,8$
AT116F03	C	2	$Ch = A_h - 60,6$
AT116A04	M	1	$M = A_h - 123,6$

CAM 1 Glass 1	$G_lw = B_w - 170$	$G_lw \times G_lh$ (m <sup>2</sup> )	2
	$G_lh1 = B_h - 170$		
CAM 2 Glass 2	$G_lw = B_w - 170$	$G_lw \times G_lh2$ (m <sup>2</sup> )	2
	$G_lh2 = A_h - 70,6$		



**MİMARİ KATALOG**  
**ARCHITECTURAL CATALOGUE**


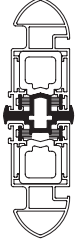

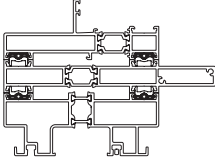

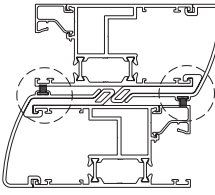

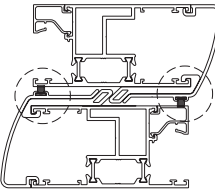

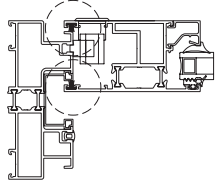

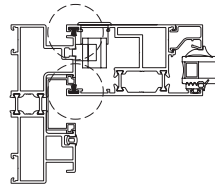
Alüminyum Kapı Pencere ve Giydirme Cephe Sistemleri  
Aluminium Door Window and Facade Systems

# RST116

**AKSESUARLAR**

**ACCESSORIES**

	<p><b>01.11.15</b></p> <p>DIŞ CAM FİTİLİ 4 mm OUTSIDE GLAZING GASKET 4 mm</p> <p>Malzeme / Material: EPDM Ağırlık / Weight: 76 gr/m Paket / Package: 197 m / 15 kg</p>			<p><b>01.18.52</b></p> <p>SIZDIRMAZLIK FİTİLİ SEALING GASKET</p> <p>Malzeme / Material: EPDM Ağırlık / Weight: 100 gr/m Paket / Package: 150 m / 15 kg</p>	
01	<p><b>01.17.03</b></p> <p>İÇ CAM FİTİLİ 3 mm boşluk için INSIDE GLAZING GASKET for 3 mm space</p> <p>Malzeme / Material: EPDM Ağırlık / Weight: 59 gr/m Paket / Package: 254 m / 15 kg</p>			<p><b>01.18.40</b></p> <p>KENET FİTİLİ CONNECTION GASKET</p> <p>Malzeme / Material: EPDM Ağırlık / Weight: 390 gr/m Paket / Package: 38 m / 15 kg</p>	
02	<p><b>01.17.04</b></p> <p>İÇ CAM FİTİLİ 4 mm boşluk için INSIDE GLAZING GASKET for 4 mm space</p> <p>Malzeme / Material: EPDM Ağırlık / Weight: 71 gr/m Paket / Package: 210 m / 15 kg</p>			<p><b>01.19.25</b></p> <p>RAY FİTİLİ RAIL GASKET</p> <p>Malzeme / Material: EPDM Ağırlık / Weight: 38 gr/m Paket / Package: 395 m / 15 kg</p>	
03	<p><b>01.17.05</b></p> <p>İÇ CAM FİTİLİ 5 mm boşluk için INSIDE GLAZING GASKET for 5 mm space</p> <p>Malzeme / Material: EPDM Ağırlık / Weight: 89 gr/m Paket / Package: 168 m / 15 kg</p>			<p><b>19.01.18</b></p> <p>STOPER STOPPER</p> <p>Malzeme / Material: EPDM (AT116F16-AT116F17 için 10 cm for AT116F16-AT116F17 10 cm)</p>	
04	<p><b>01.18.21</b></p> <p>KENET FİTİLİ CONNECTION GASKET</p> <p>Malzeme / Material: EPDM Ağırlık / Weight: 387 gr/m Paket / Package: 38 m / 15 kg</p>			<p><b>19.01.09</b></p> <p>STOPER STOP</p> <p>Malzeme / Material: EPDM (AT116F05-AT116F07-AT116F13- AT116F14 için 10 cm for AT116F05- AT116F07-AT116F13-AT116F14 10 cm)</p> <p>Ölçek/Scale: 1/2</p>	
05	<p><b>01.18.23</b></p> <p>KALDIR SÜR FİTİLİ LIFT &amp; SLIDE GASKET</p> <p>Malzeme / Material: EPDM Ağırlık / Weight: 26 gr/m Paket / Package: 576 m / 15 kg</p>			<p><b>19.01.10</b></p> <p>STOPER STOP</p> <p>Malzeme / Material: EPDM (TS58 V 06 için / for TS58 V 06 )</p>	
06	<p><b>01.18.24</b></p> <p>KALDIR SÜR FİTİLİ LIFT &amp; SLIDE GASKET</p> <p>Malzeme / Material: EPDM Ağırlık / Weight: 28 gr/m Paket / Package: 535 m / 15 kg</p>				

	<p><b>02.03.18</b> SİNEKLİK ADAPTÖRÜ INSECT SCREEN ADAPTER Malzeme / Material: PVC</p>				
	<p><b>01.19.10</b> ADAPTÖR FİTİLİ ADAPTER GASKET Malzeme / Material: EPDM Ağırlık / Weight: 55 gr/m Paket / Package: 272 m / 15 kg</p>				
	<p><b>17.01.01</b> KIL FİTİL BRUSH SEAL Paket / Package: 275 m</p>				
	<p><b>17.01.06</b> KIL FİTİL FİNLİ BRUSH SEAL Paket / Package: 275 m</p>				
	<p><b>17.01.03</b> KIL FİTİL BRUSH SEAL Paket / Package: 200 m</p>				
	<p><b>17.01.09</b> KIL FİTİL FİNLİ BRUSH SEAL Paket / Package: 125 m</p>				

01

02

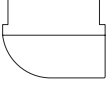
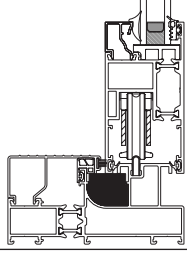
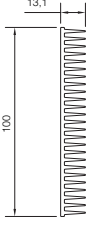
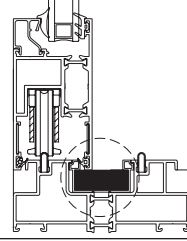

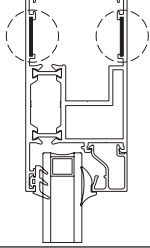

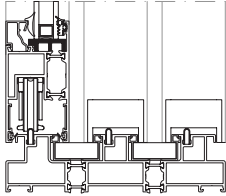

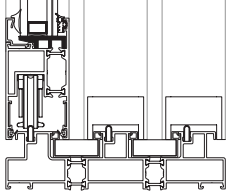
03

04

05

06

	 <p><b>02.03.14</b> PVC PROFİL PVC PROFILE Malzeme / Material: PVC</p> 	 <p><b>04.06.68</b> ADAPTÖR KAPAĞI ADAPTER CAP Malzeme / Material: PVC (T116 A 09 profil için)</p> 
01	 <p><b>04.02.09</b> TAHLİYE KAPAĞI DRAINAGE COVER Malzeme / Material: PVC</p> 	 <p><b>04.07.15</b> SEVİYELEME PARÇASI LEVELING PIECE Malzeme / Material: PVC</p> 
02	 <p><b>04.02.11</b> YAN TAHLİYE KAPAĞI DRAINAGE COVER Malzeme / Material: PVC</p> 	 <p><b>04.07.19</b> KÖŞE ÇAVUŞU CORNER CLEAT Malzeme / Material: PVC</p> 
03	 <p><b>04.06.48</b> ADAPTÖR PARÇASI ÜST ADAPTER PART (UPPER) Malzeme / Material: PVC (AT116A04-AT116A15 için / for AT116A04-AT116A15)</p> 	 <p><b>04.10.19 A</b> ADAPTÖR KAPAĞI ALT ADAPTER CAP (BOTTOM) Malzeme / Material: PVC (T116 A 01 profil için / for T116 A 01 profile)</p> 
04	 <p><b>04.06.49</b> ADAPTÖR PARÇASI ALT ADAPTER PART (BOTTOM) Malzeme / Material: PVC (AT116A04-AT116A15 için / for AT116A04-AT116A15)</p> 	 <p><b>04.10.19 B</b> ADAPTÖR KAPAĞI ÜST ADAPTER CAP (UPPER) Malzeme / Material: PVC (T116 A 01 profil için / for T116 A 01 profile)</p> 
05	 <p><b>04.06.78</b> PVC PARÇA ALT PVC CAP (BOTTOM) Malzeme / Material: PVC (AT116M03 için / for AT116M03)</p> 	 <p><b>04.10.31A</b> PVC PARÇA ALT PVC CAP (BOTTOM) Malzeme / Material: PVC (AT116V05 için / for AT116V05)</p> 
06	 <p><b>04.06.79</b> PVC PARÇA ÜST PVC CAP (UPPER) Malzeme / Material: EPDM (AT116M03 için / for AT116M03)</p> 	 <p><b>04.10.31B</b> PVC PARÇA ÜST PVC CAP (UPPER) Malzeme / Material: PVC (AT116V05 için / for AT116V05)</p> 

 <p>Ölçek/Scale: 1/2</p>	<p>04.11.12 SIZDIRMAZLIK PARÇASI SEALING PIECE Malzeme / Material: EPDM</p>				
 <p>13,1 100</p>	<p>04.11.07 SIZDIRMAZLIK PARÇASI SEALING PIECE Malzeme / Material: EPDM</p>				
	<p>10.04.12 KÖŞE ÇAVUŞU CORNER CLEAT Malzeme / Material: Paslanmaz Çelik Stainless Steel</p>				
 <p>Ölçek/Scale: 1/2</p>	<p>11.02.30 CAM TAKOZU GLASS SUPPORT Malzeme / Material: PVC Renk / Colour: Siyah / Black</p>				
 <p>Ölçek/Scale: 1/2</p>	<p>11.02.31 CAM TAKOZU GLASS SUPPORT Malzeme / Material: PVC Renk / Colour: Siyah / Black</p>				

01

02

03

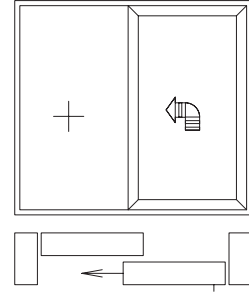
04

05

06

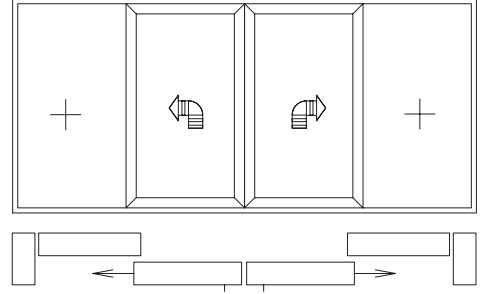
ŞEMA SCHEME	KOD CODE	ADET NUMBER	AÇIKLAMA DESCRIPTION
TİP A TYPE A	07.19.01	1	Siegenia Kaldır Sür Seti L= 720-1500, H=1801-2350
	07.19.02	1	Siegenia Kaldır Sür Seti L= 1501-2000, H=1801-2350
	07.19.03	1	Siegenia Kaldır Sür Seti L= 2001-2500, H=2351-2700
	07.19.04	1	Siegenia Kaldır Sür Seti L= 720-1500, H=2351-2700
	07.19.05	1	Siegenia Kaldır Sür Seti L= 1501-2000, H=2351-2700
	07.19.06	1	Siegenia Kaldır Sür Seti L= 2001-2500, H=1801-2350
	07.19.21	1	Siegenia Kaldır Sür Seti L= 1501-2000, H=1150-1800
	07.19.22	1	Siegenia Kaldır Sür Seti L= 720-1500, H=1150-1800

TİP A  
TYPE A



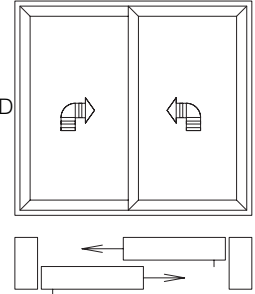
ŞEMA SCHEME	KOD CODE	ADET NUMBER	AÇIKLAMA DESCRIPTION
TİP C TYPE C	07.19.07	1	Siegenia Kaldır Sür Seti L= 720-1500 , H=1801-2350
	07.19.08	1	Siegenia Kaldır Sür Seti L= 720-1500 , H=2351-2700
	07.19.09	1	Siegenia Kaldır Sür Seti L= 1501-2000 , H=1801-2350
	07.19.10	1	Siegenia Kaldır Sür Seti L= 1501-2000 , H=2351-2700
	07.19.11	1	Siegenia Kaldır Sür Seti L= 2001-2500 , H=1801-2350
	07.19.12	1	Siegenia Kaldır Sür Seti L= 2001-2500 , H=2351-2700

TİP C  
TYPE C



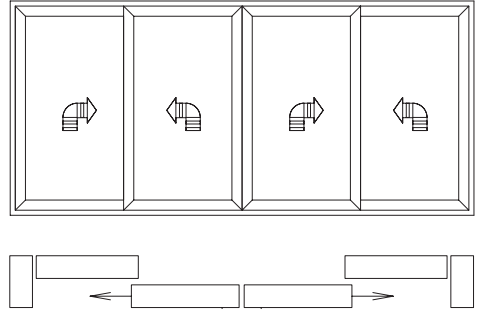
ŞEMA SCHEME	KOD CODE	ADET NUMBER	AÇIKLAMA DESCRIPTION
TİP D TYPE D	07.19.13	1	Siegenia Kaldır Sür Seti L= 720-1500 , H=1801-2350
	07.19.14	1	Siegenia Kaldır Sür Seti L= 720-1500 , H=2351-2700
	07.19.15	1	Siegenia Kaldır Sür Seti L= 1501-2000 , H=1801-2350
	07.19.16	1	Siegenia Kaldır Sür Seti L= 1501-2000 , H=2351-2700
	07.19.17	1	Siegenia Kaldır Sür Seti L= 2001-2500 , H=1801-2350
	07.19.18	1	Siegenia Kaldır Sür Seti L= 2001-2500 , H=2351-2700

TİP D  
TYPE D

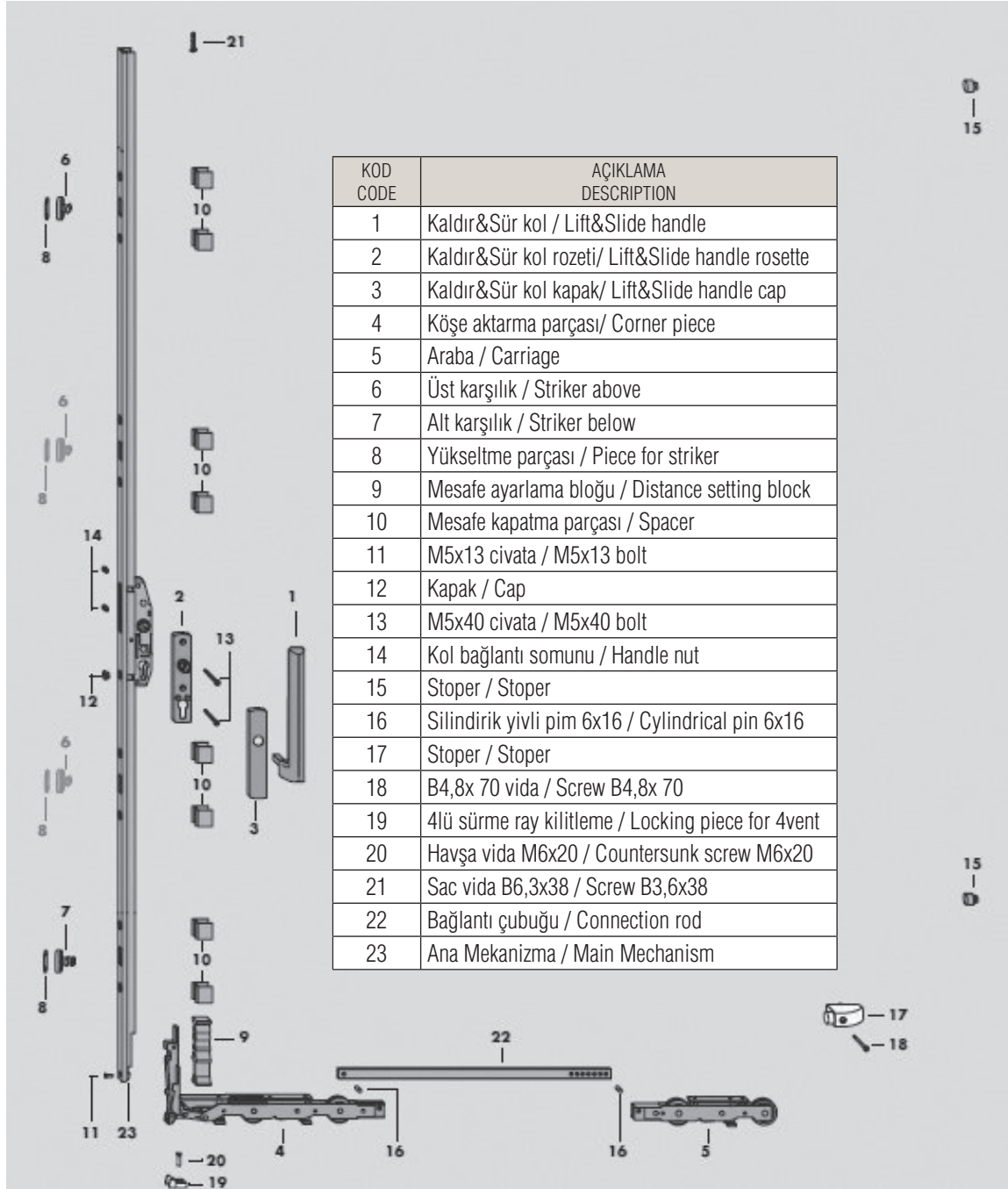


ŞEMA SCHEME	KOD CODE	ADET NUMBER	AÇIKLAMA DESCRIPTION
TİP A + TİP C TYPE A + TYPE C	07.19.07	1	Siegenia Kaldır Sür Seti L= 720-1500 , H=1801-2350
	07.19.08	1	Siegenia Kaldır Sür Seti L= 720-1500 , H=2351-2700
	07.19.09	1	Siegenia Kaldır Sür Seti L= 1501-2000 , H=1801-2350
	07.19.10	1	Siegenia Kaldır Sür Seti L= 1501-2000 , H=2351-2700
	07.19.11	1	Siegenia Kaldır Sür Seti L= 2001-2500 , H=1801-2350
	07.19.12	1	Siegenia Kaldır Sür Seti L= 2001-2500 , H=2351-2700
	07.19.01	2	Siegenia Kaldır Sür Seti L= 720-1500, H=1801-2350
	07.19.02	2	Siegenia Kaldır Sür Seti L= 1501-2000, H=1801-2350
	07.19.03	2	Siegenia Kaldır Sür Seti L= 2001-2500, H=2351-2700
	07.19.04	2	Siegenia Kaldır Sür Seti L= 720-1500, H=2351-2700
	07.19.05	2	Siegenia Kaldır Sür Seti L= 1501-2000, H=2351-2700
	07.19.06	2	Siegenia Kaldır Sür Seti L= 2001-2500, H=1801-2350

TİP A TİP C TİP A







01

02

03

04

05

06



07.10.12

HAVUZLU KİLİT ANAHTARLI  
SLIDING LOCK WITH KEY

Malzeme / Material: Alüminyum- Zamak  
Aluminium -Zamak



07.10.13

HAVUZLU KİLİT  
SLIDING LOCK

Malzeme / Material: Alüminyum- Zamak  
Aluminium -Zamak



07.10.15

ÇİFTLİ HAVUZLU KİLİT ANAHTARLI  
DOUBLE SLIDING LOCK WITH KEY

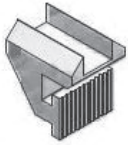
Malzeme / Material: Alüminyum- Zamak  
Aluminium -Zamak



07.10.09

HAVUZ KOL  
SLIDING HANDLE

Malzeme / Material: Alüminyum- Zamak  
Aluminium -Zamak



07.11.03

KOL ÜSTÜ KARŞILIK  
STRIKER FOR HANDLE

07.10.12 , 07.10.13 , 07.10.15 Sürme Kilit için / For Handle 07.10.12 , 07.10.13 , 07.10.15



16.05.06

SÜRME KİLİT KARŞILIĞI  
SLIDING LOCK ADAPTER

07.10.12 , 07.10.13 , 07.10.15 Sürme Kilit için / For Handle 07.10.12 , 07.10.13 , 07.10.15

01

02

03

04

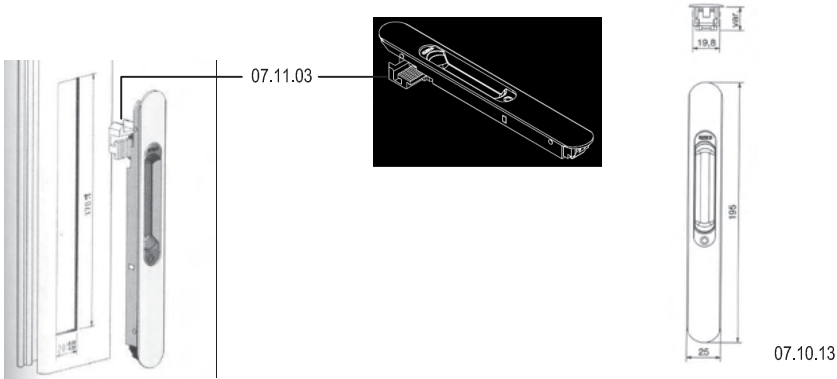
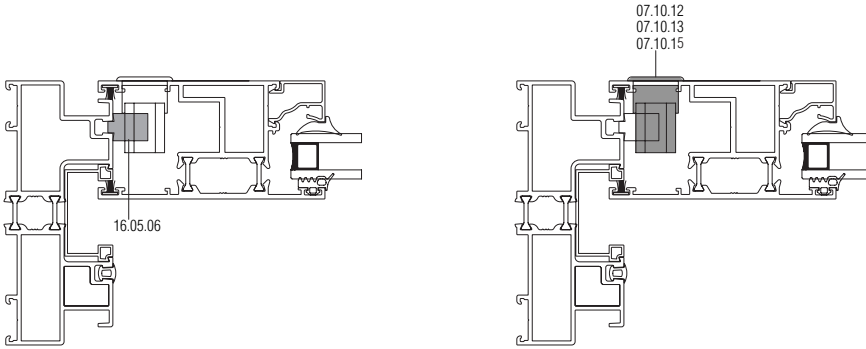
05

06

## HAVUZLU KOL İLE KİLİTLEME SEÇİM TABLOSU

### LOCKING KIT SELECTION TABLE

KOD CODE	TANIM DESCRIPTION	ADET NUMBER	KANAT VENT
07.10.12 07.10.13 07.10.15	HAVUZLU KİLİT SLIDING LOCK	1	RS83 V 01
16.05.06	SÜRME KİLİT KARŞILIĞI STRIKER FOR SLIDING LOCK	1	RS83 V 02 RS83 V 03
07.11.03	KOL ÜSTÜ KARŞILIK STRIKER FOR HANDLE	1	



01

02

03

04

05

06



07.05.46

RESCARA AKUSTİK PENCERE KOLU  
RESCARA ACOUSTIC HANDLE

Renk / Colour: Siyah-Beyaz-Gri  
Black-White-Grey



07.05.44

RESCARA AKUSTİK PENCERE KOLU  
RESCARA ACOUSTIC HANDLE

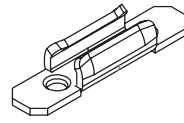
Renk / Colour: Siyah-Beyaz-Gri  
Black-White-Grey



07.05.48

RESCARA GİZLİ SÜRME KOLU  
RESCARA HIDDEN SLIDING HANDLE

Renk / Colour: Siyah-Beyaz-Gri  
Black-White-Grey



16.05.08

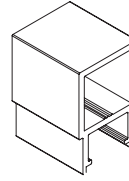
SÜRME KİLİT KARŞILIĞI  
STRIKER FOR SLIDING LOCK

07.05.41, 07.05.42, 07.05.48 PVC Kol için / For PVC Handle 07.05.41, 07.05.42, 07.05.48

07.18.XX

22 EKSEN SÜRME İSPANYOLETİ İ  
22 AXIS STEEL GEARBOX SLIDING ESPOGNOLETTE

Renk / Colour: Siyah-Beyaz-Gri  
Black-White-Grey



18.08.01

İSPANYOLET ADAPTÖRÜ  
HANDLE ADAPTER

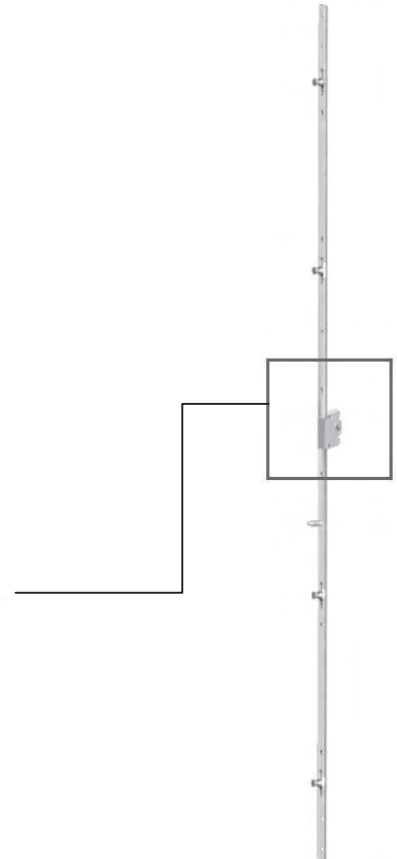
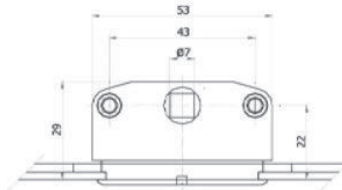
Malzeme / Material : Alüminyum

Ölçek/Scale: 1/2

Ölçü / Dimension: 2000 mm / Adet

07.18. xx 22 EKSEN SÜRME İSPANYOLETİ  
07.18. xx 22 AXIS STEEL GEARBOX SLIDING ESPOGNOLETTE

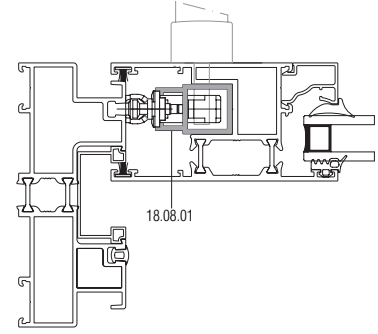
KOD CODE	ÖLÇÜ DIMENSION
07.18.24	h: 600 mm-800 mm / 22
07.18.25	h: 800 mm-1000 mm / 22
07.18.26	h: 1000 mm-1200 mm / 22
07.18.27	h: 1200 mm-1400 mm / 22
07.18.28	h: 1400 mm-1600 mm / 22
07.18.29	h:1600 mm-1800 mm / 22
07.18.30	h:1800 mm-2000 mm / 22
07.18.31	h: 2000 mm-2100 mm / 22



## PVC KOL İLE KİLİTLEME SEÇİM TABLOSU

LOCKING KIT SELECTION TABLE WITH PVC HANDLE

KOD CODE	TANIM DESCRIPTION	ADET NUMBER	KANAT VENT
07.05.44 07.05.46 07.05.48	PVC İSPANYOLET KOL PVC HANDLE	1	AT116V01 AT116V02 AT116V03 AT116V05
16.05.08	SÜRME KİLİT KARŞILIĞI STRIKER FOR SLIDING LOCK	BKZ.07.18.xx SEÇİM TABLOSU SEE 07.18.xx SELECTION TABLE	
07.18.XX	22 EKSEN SÜRME İSPANYOLETİ ROD LOCKING SYSTEM	1	
18.08.01	İSPANYOLET ADAPTÖRÜ HANDLE ADAPTER	1	



01

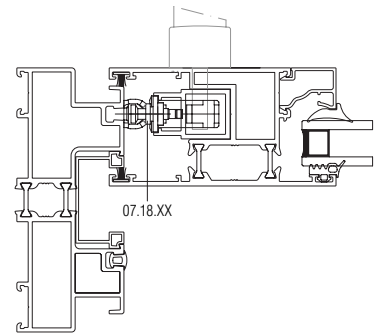
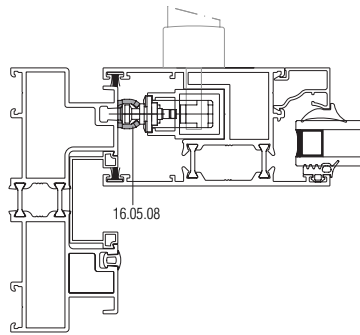
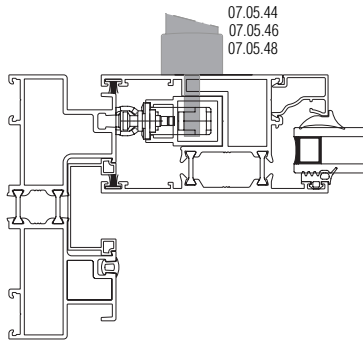
02

03

04

05

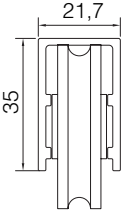
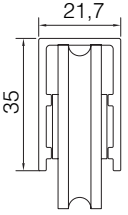
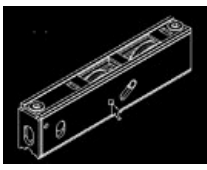


06



## 07.18. xx 22 EKSEN SÜRME İSPANYOLETİ

07.18. xx 22 AXIS STEEL GEARBOX SLIDING ESPOGNOLETTE

KOD CODE	TANIM DESCRIPTION	16.05.08 ADET/NUMBER
07.18.24	h: 600mm-800mm / 22	2
07.18.25	h:800mm-1000mm / 22	2
07.18.26	h: 1000mm-1200mm / 22	3
07.18.27	h: 1200mm-1400mm / 22	3
07.18.28	h: 1400mm-1600mm / 22	3
07.18.29	h:1600mm-1800mm / 22	3
07.18.30	h:1800mm-2000mm / 22	4
07.18.31	h: 2000mm-2100mm / 15	4

 <p><b>16.01.08</b> ÇİFTLİ RULMAN CARRERA 2 PULLEYS</p> <p>2 Adet 130 kg taşır. / 130 kg with 2 pulleys Max. kanat ölçüsü / Max. vent dimension 1000x2200</p>	 <p><b>16.01.09</b> TEKLİ RULMAN PULLEY WITH SINGLE WHEEL</p>
 <p><b>16.02.08</b> ÇİFTLİ RULMAN CARRERA 2 PULLEYS</p> <p>2 Adet 250 kg taşır. / 250 kg with 2 pulleys</p>	 <p><b>16.02.06</b> SİNEKLİK RULMANI SWATTER PULLEYS</p> <p>Malzeme / Material: Alüminyum- Zamak Aluminium -Zamak</p>
 <p><b>16.06.02</b> ÇELİK RAY STEEL RAIL</p> <p>Malzeme / Material: Paslanmaz Çelik Stainless Steel</p>	

01

02

03

04

05

06

MİMARİ KATALOG  
ARCHITECTURAL CATALOGUE

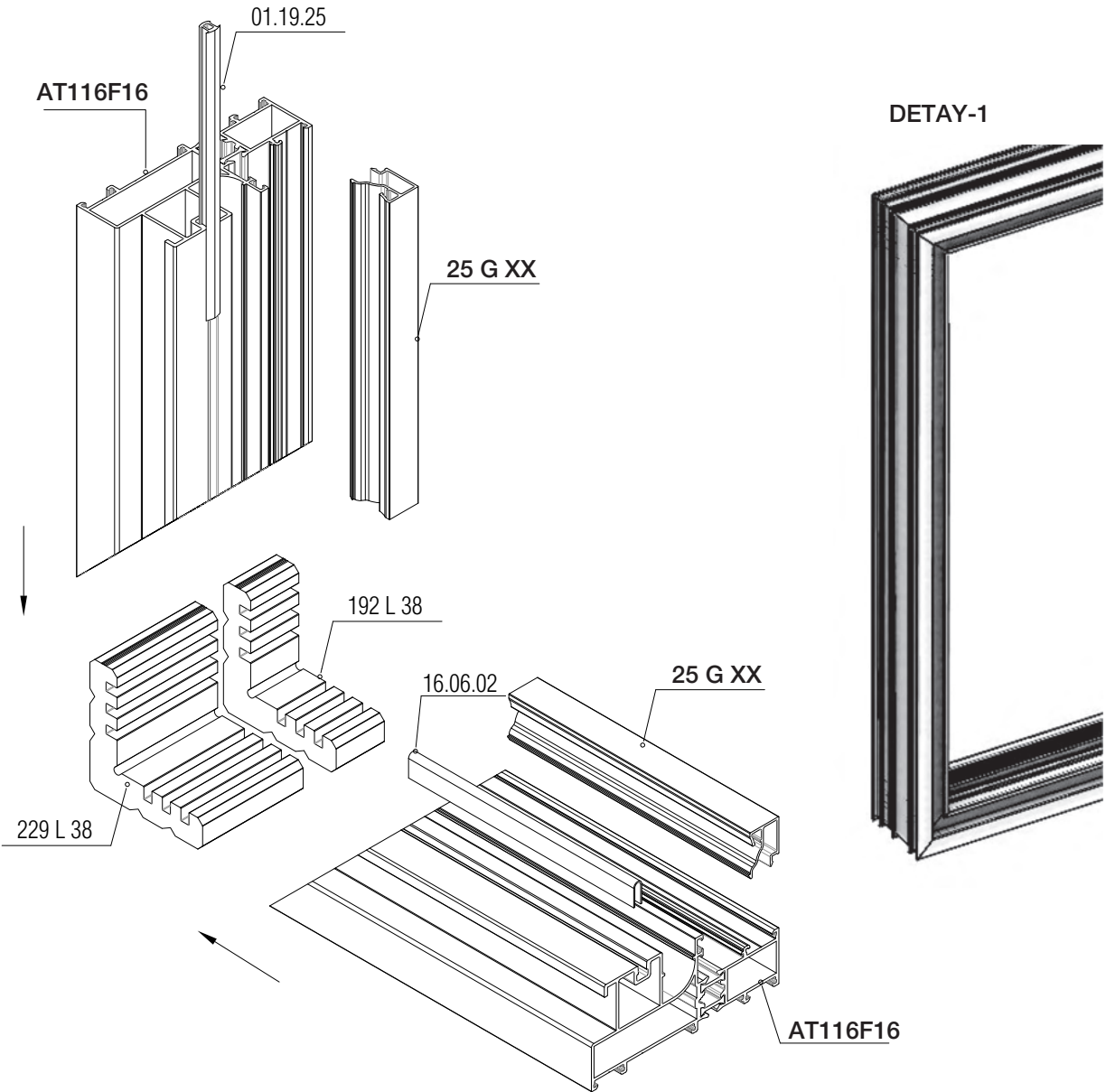
Alüminyum Kapı Pencere ve Giydirme Cephe Sistemleri  
Aluminium Door Window and Facade Systems

# RST116

İMALAT DETAYLARI

FABRICATION DETAILS

(1) KASA KÖŞE BAĞLANTI DETAYI  
FRAME CORNER DETAIL



01

02

03

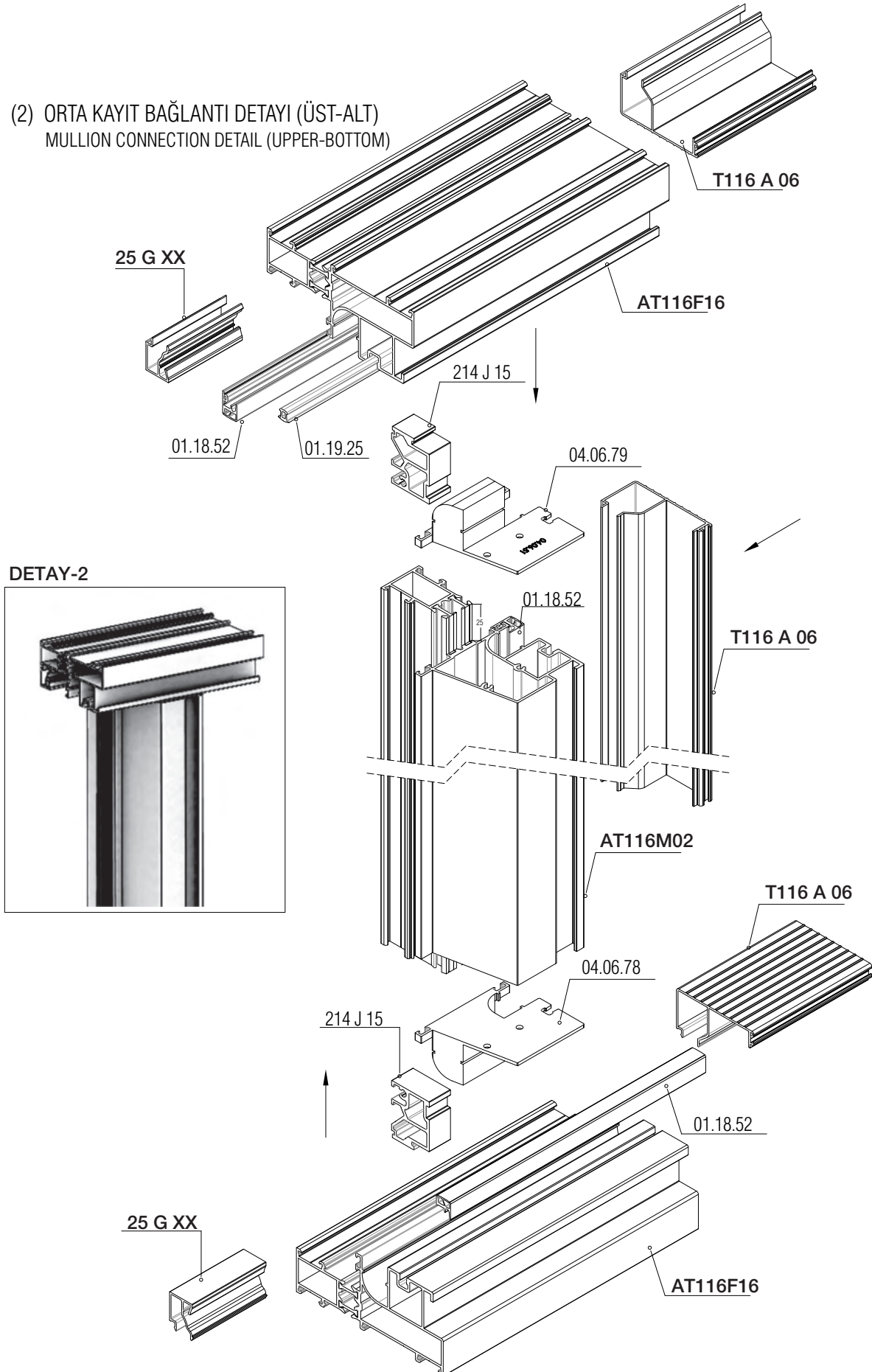
04

05

06



(2) ORTA KAYIT BAĞLANTI DETAYI (ÜST-ALT)  
MULLION CONNECTION DETAIL (UPPER-BOTTOM)



01

02

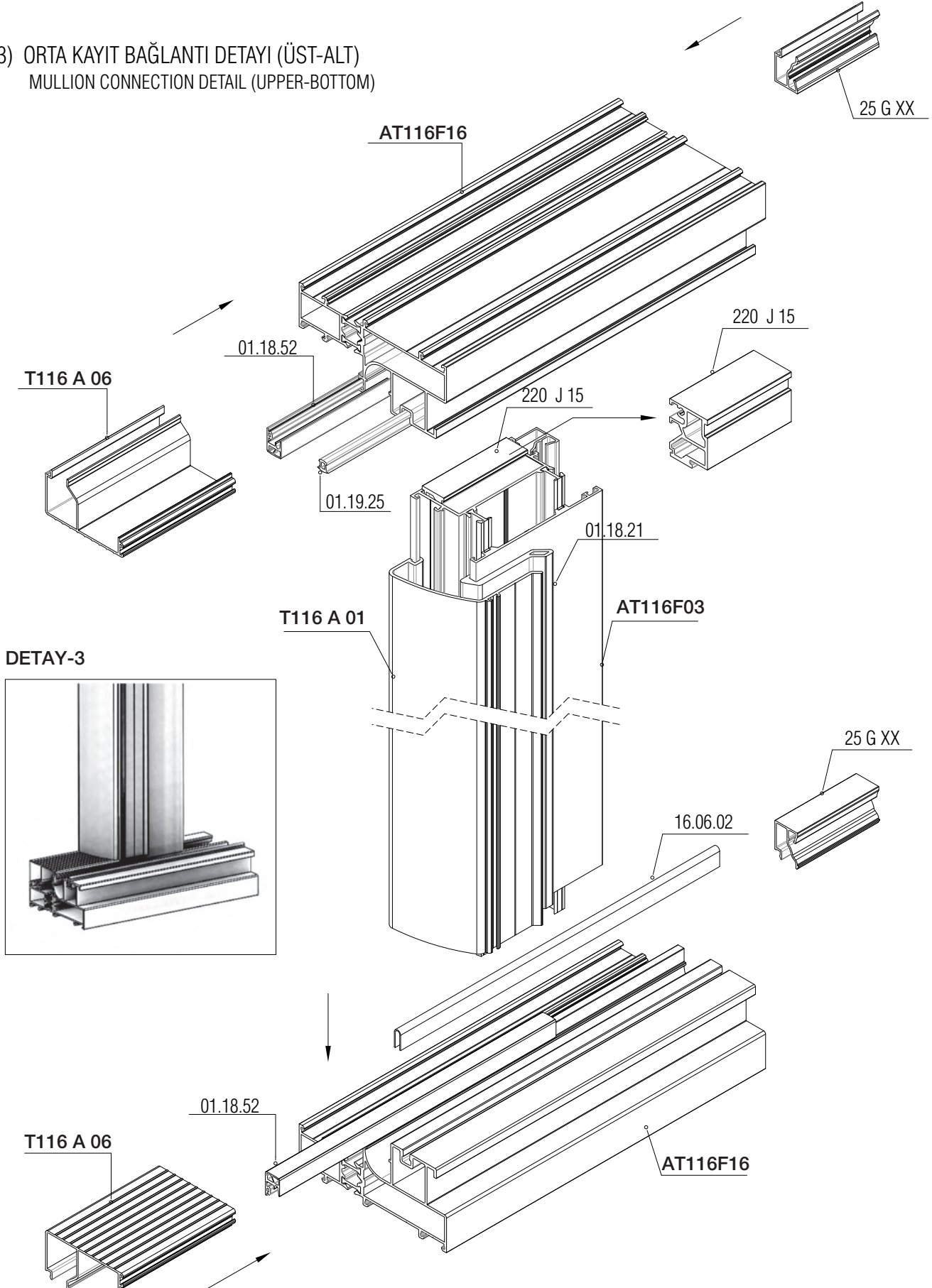
03

04

05

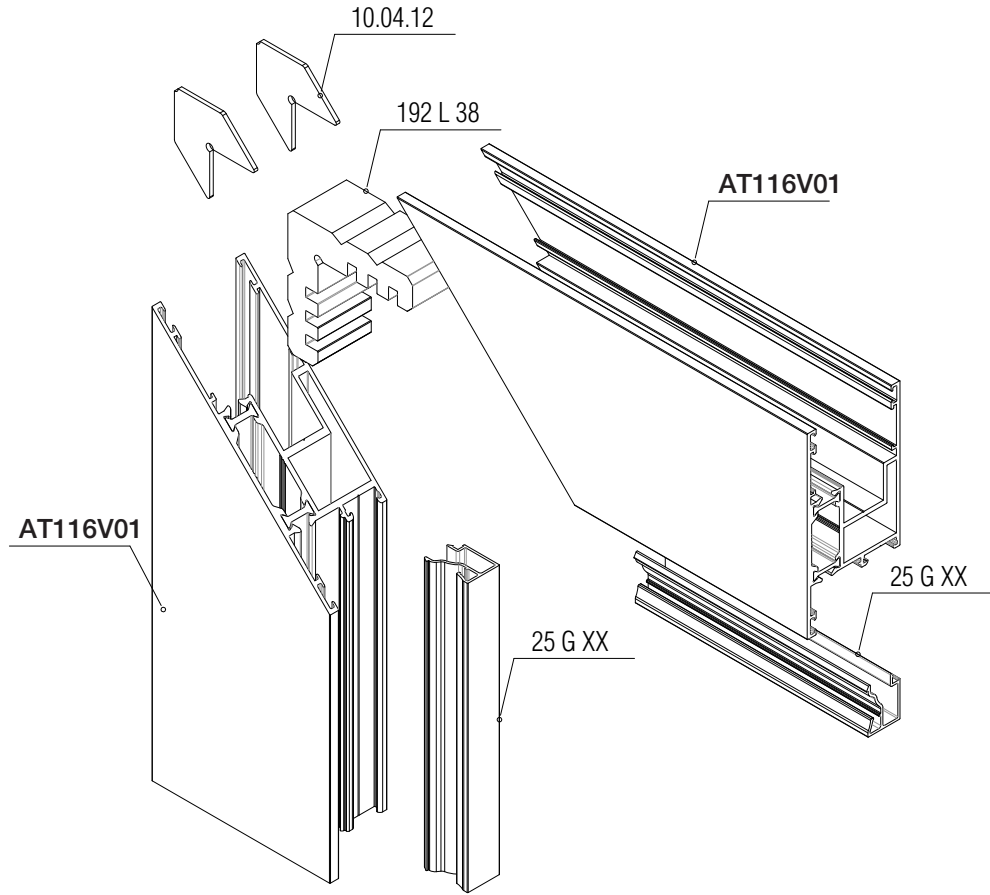
06

(3) ORTA KAYIT BAĞLANTI DETAYI (ÜST-ALT)  
MULLION CONNECTION DETAIL (UPPER-BOTTOM)



- 01
- 02
- 03
- 04
- 05
- 06

(4) KANAT KÖŞE BAĞLANTI DETAYI (SOL)  
VENT CORNER DETAIL (LEFT)



01

02

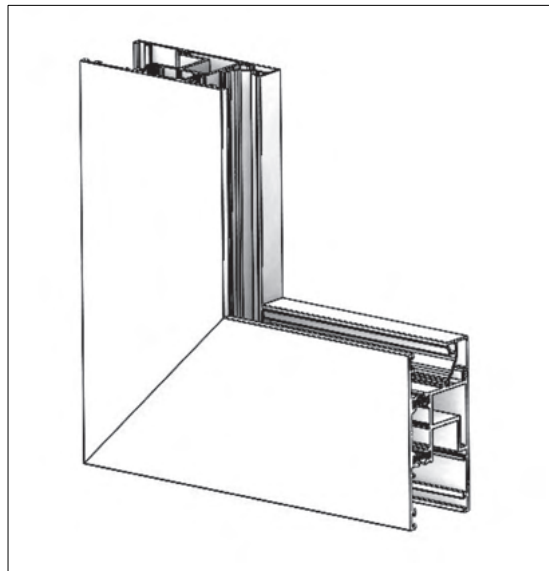
03

04

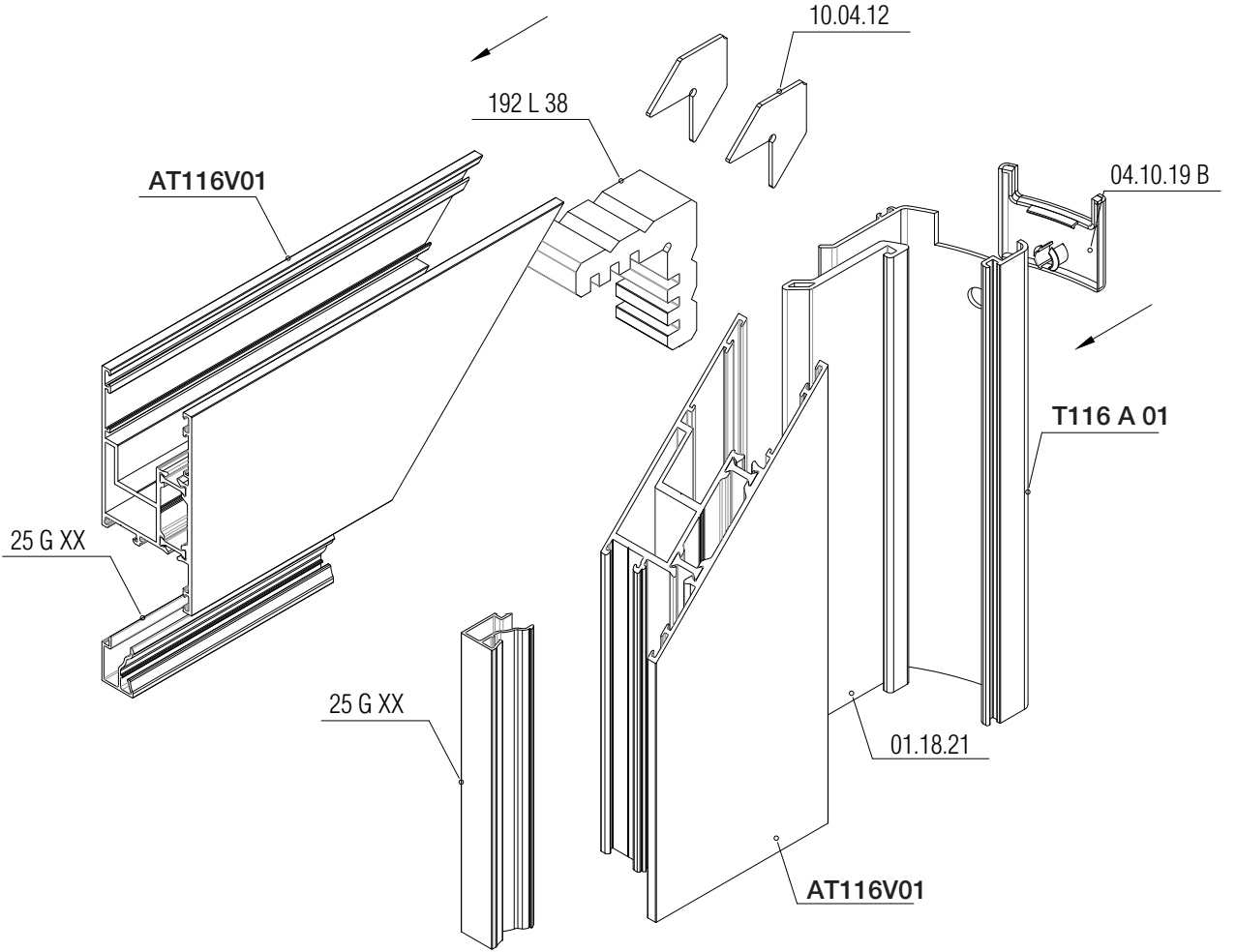
05

06

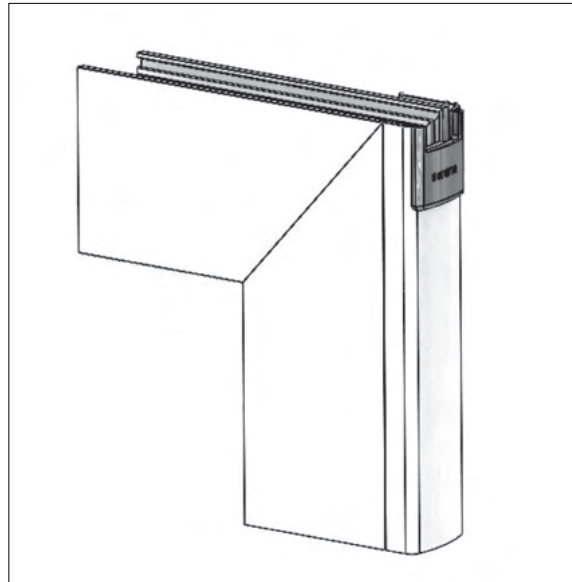
DETAY-4



(5) KANAT KÖŞE BAĞLANTI DETAYI (SAĞ)  
VENT CORNER DETAIL (RIGHT)



DETAY-5



(6) TAKVİYELİ KANAT BAĞLANTI DETAYI (SAĞ)  
REINFORCED VENT CORNER DETAIL (RIGHT)

