

MİMARİ KATALOG ARCHITECTURAL CATALOGUE

Alüminyum Kapı Pencere ve Giydirme Cephe Sistemleri
Aluminium Door Window and Facade Systems



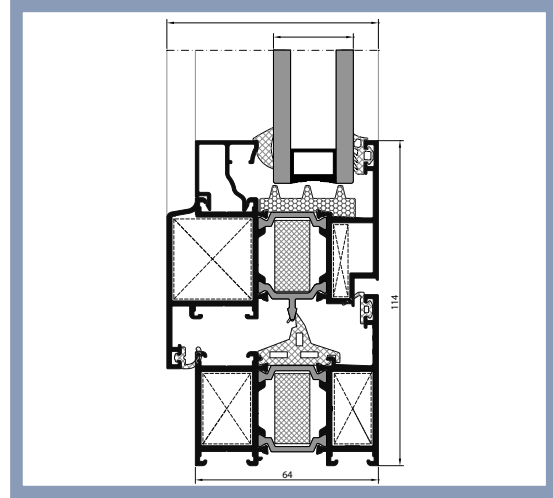

RWTP64

01

02

03

04



05

TEKNİK ÖZELLİKLER / TECHNICAL PROPERTIES

KASA DERİNLİĞİ / FRAME DEPTH	64,2mm
KANAT DERİNLİĞİ / VENT DEPTH	74,2mm
PROFİL ET KALINLIĞI / PROFILE WALL THICKNESS	1,6 / 1,8 / 2 mm
MAKS. CAM KALINLIĞI / MAX. GLASS THICKNESS	44 mm
ISI BARIYERLERİ / THERMAL INSULATION BARS	24mm straforlu/with styrofoam

07

KULLANIM SEÇENEKLERİ / APPLICATION ALTERNATIVES

	KAPI DOOR	PENCERE WINDOW
İÇE AÇILIR / INWARD OPENING	•	•
DIŞA AÇILIR / OUTWARD OPENING	•	
VASİSTAS / BOTTOM HUNG		•
ÇİFT EKSEN AÇILIM / TILT & TURN OPENING	•	•
PVC AKSESUAR İÇİN KANAT / VENT FOR PVC ACCESSORIES	•	•
PİVOT / PIVOT		•
ÇEK & SÜR / TILT & SLIDE	•	•
KATLANIR / FOLDING	•	•

08

09

10

PERFORMANS DEĞERLERİ / PERFORMANCE VALUES

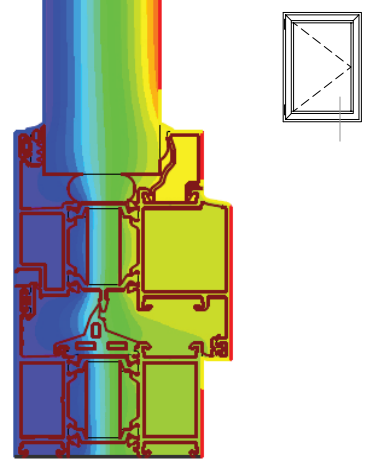
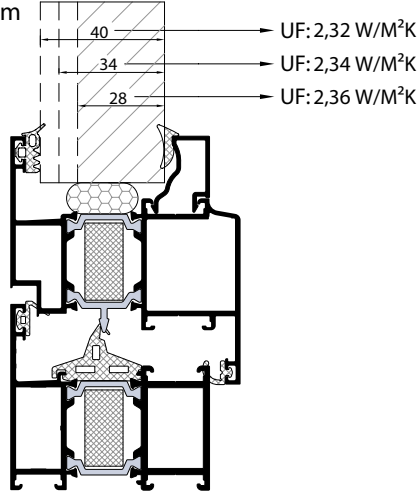
HAVA GEÇİRGENLİĞİ - EN 12207 AIR PERMEABILITY	1 (150 Pa)	2 (300 Pa)	1 (450 Pa)	4 (600 Pa)						
SU SIZDIRMAZLIĞI - EN 12208 WATERTIGHTNESS	2A (50 Pa)	3A (100 Pa)	4A (150 Pa)	5A (200 Pa)	6A (250 Pa)	7A (300 Pa)	8A (450 Pa)	9A (600 Pa)	E... (600+ Pa)	E1200 (1200 Pa)
RÜZGAR YÜKÜNE DAYANIM - EN 12210 RESISTANCE TO WIND LOAD	1 (400 Pa)	2 (800 Pa)	3 (1200 Pa)	4 (1600 Pa)	5 (2000 Pa)	E... (2000+Pa)				
SEHİM KRİTERİ - EN 12210 DEFLECTION CRITERIA	A (L/150)		B (L/200)		C (L/300)					
SİSTEM UF DEĞERİ - EN 10077-2 THERMAL INSULATION VALUE						1,64 ~ 2,65 W/M²K				
SİSTEM SES YALITIMI - EN 10140 - 2 ACOUSTIC PERFORMANCE VALUE						39,5 Db				

11

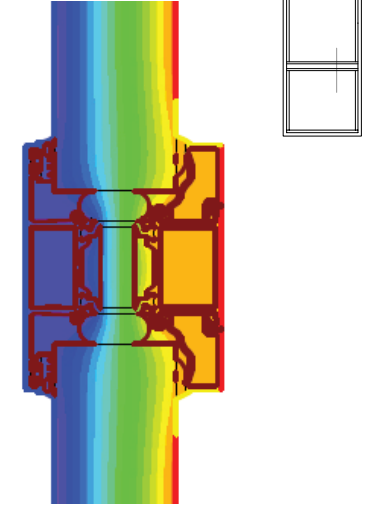
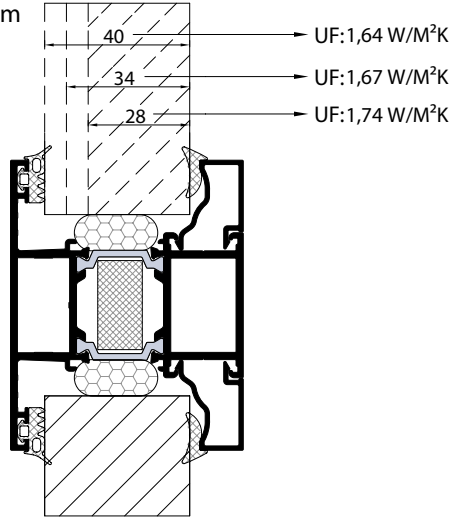
12

ISI YALITIM DEĞERLERİ (UF) Thermal Insulation Value (UF)

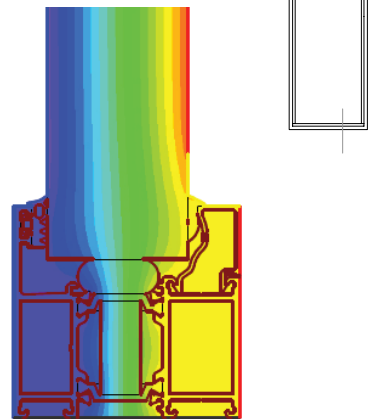
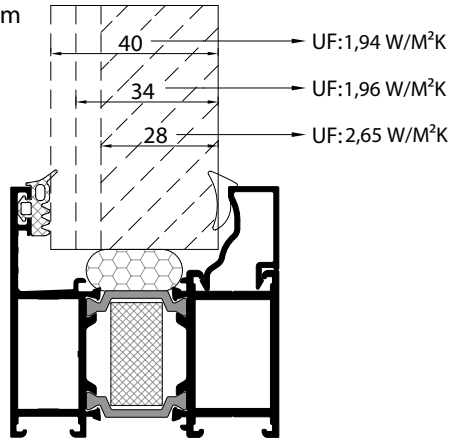
Cam Kalınlıkları min. 9 mm - max. 44 mm
Glass Thickness



Cam Kalınlıkları min. 9 mm - max. 44 mm
Glass Thickness



Cam Kalınlıkları min. 9 mm - max. 44 mm
Glass Thickness



01

02

03

04

05

06

07

08

09

10

11

12

MİMARİ KATALOG

ARCHITECTURAL CATALOGUE

Alüminyum Kapı Pencere ve Giydirme Cephe Sistemleri
Aluminium Door Window and Facade Systems

Rescara Sistem Detayları
Rescara System Details

RWTP64

PROFİLLER

PROFILES

01

02

03

04

05

06

07

08

09

10

11

12

KOD / CODE	AĞIRLIK (kg/m) / WEIGHT	J _{xx} cm ⁴	J _{yy} cm ⁴	L m	
ATP64F02	1,674	22,546	12,818	6	
ATP64F03	2,098	29,304	33,917	6	

01

02

03

04

05

06

07

08

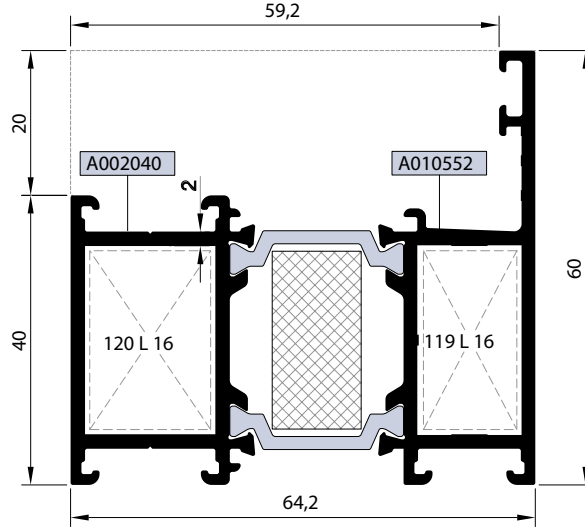
09

10

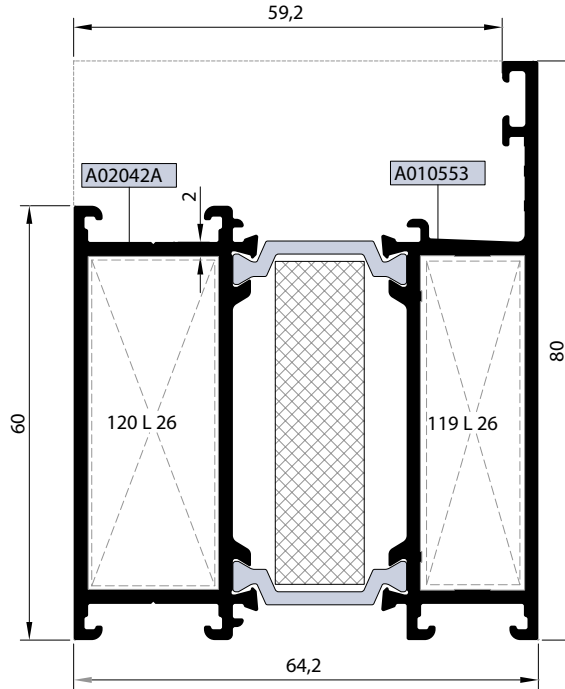
11

12

ATP64F02



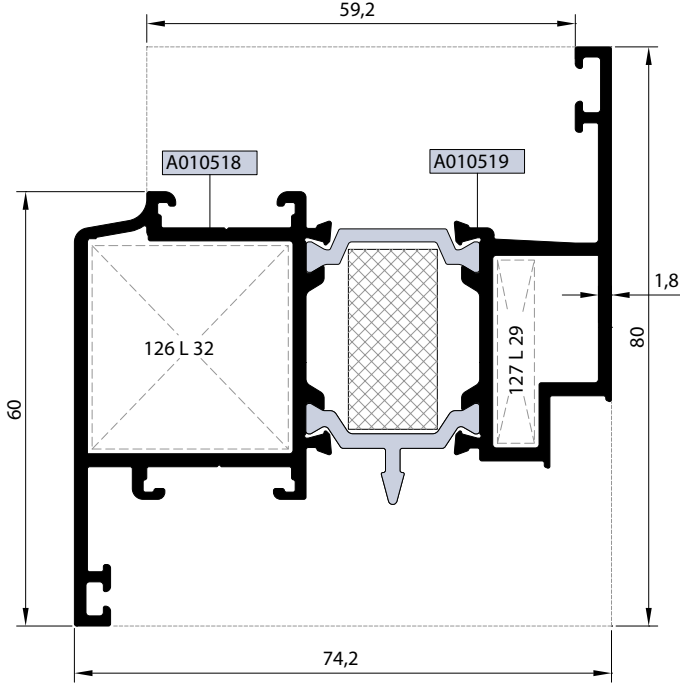
ATP64F03



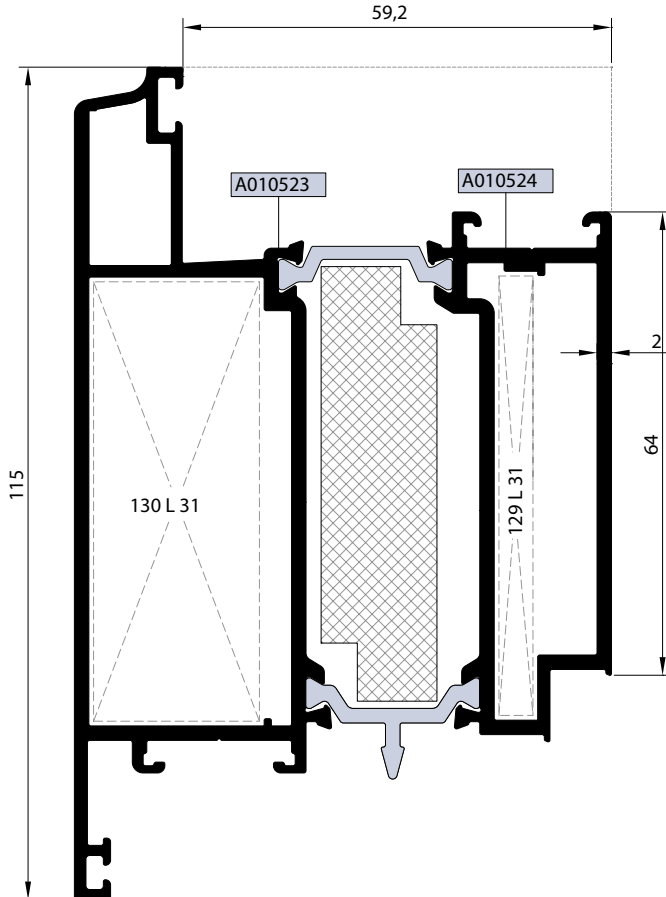
Nr		L m	KESİM ÖLÇÜSÜ CUTTING SIZE	AKS. KODU ACS. CODE
ATP64F02	A002040	25 L 16 (A002061)	17,7 mm	120 L 16
	A010552	25 L 16 (A002061)	13,9 mm	119 L 16
ATP64F03	A02042A	25 L 26 (A010540)	17,7 mm	120 L 26
	A010553	25 L 26 (A010540)	13,9 mm	119 L 26

KOD / CODE	AĞIRLIK (kg/m) / WEIGHT	J _{xx} cm ⁴	J _{yy} cm ⁴	L m
ATP64V05	1,801	31,816	17,994	6
ATP64V06	2,846	52,060	84,431	6
ATP64V04	2,560	47,341	62,509	6

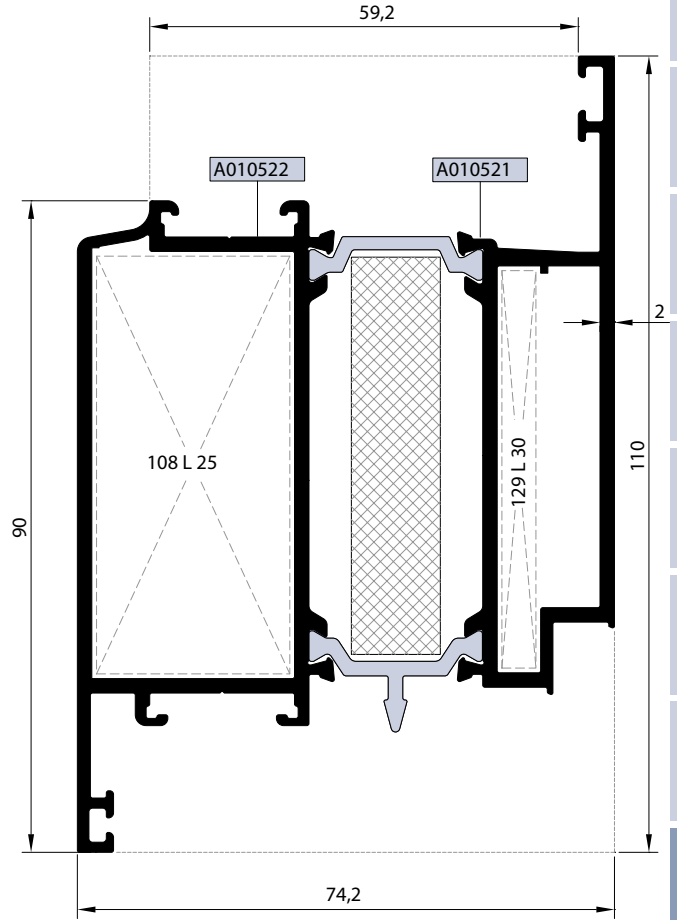
ATP64V05




ATP64V06



ATP64V04



Nr	 L m	KESİM ÖLÇÜSÜ CUTTING SIZE	AKS. KODU ACS. CODE	
ATP64V05	A010518	25 L 32 (A002430)	2,81 mm	126 L 32
	A010519	25 L 29 (A010543)	6,1 mm	127 L 29
ATP64V04	A010522	25 L 25 (A010539)	27,7 mm	108 L 25
	A010521	25 L 30 (A010544)	5,7 mm	129 L 30
ATP64V06	A010523	25 L 31 (A010545)	23,9 mm	130 L 31
	A010524	25 L 31 (A010545)	5,7 mm	129 L 31

01

02

03

04

05

06

07

08

09

10

11

12

ORTA KAYIT PROFİLLERİ
MULLION PROFILES

RWTP64

KOD / CODE	AĞIRLIK (kg/m) / WEIGHT	J _{xx} cm ⁴	J _{yy} cm ⁴	L m	
ATP64M02	1,797	25,170	17,981	6	
ATP64M03	2,255	32,456	43,010	6	

01

02

03

04

05

06

07

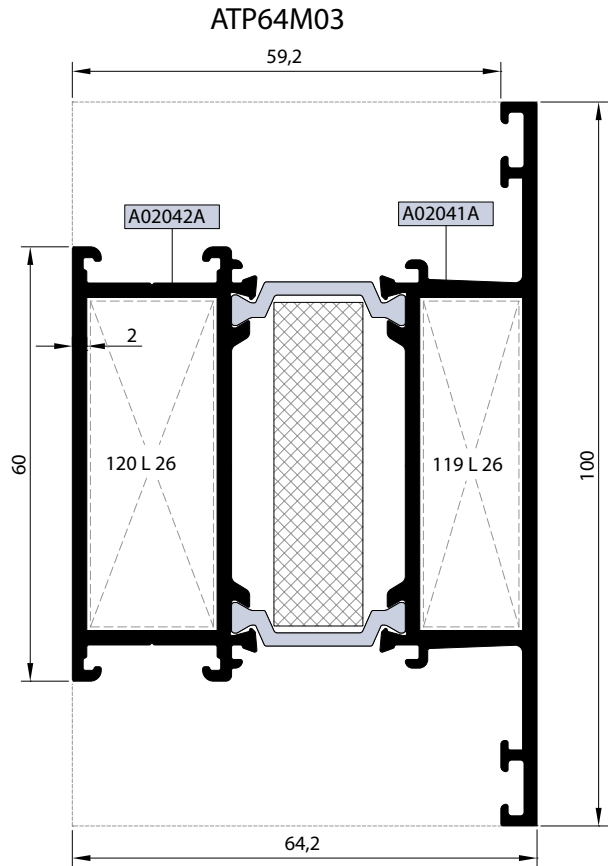
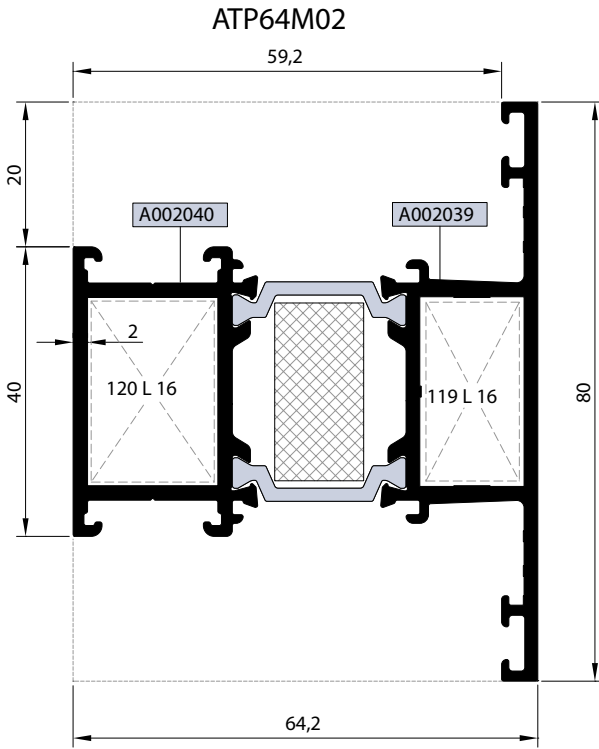
08

09

10

11

12

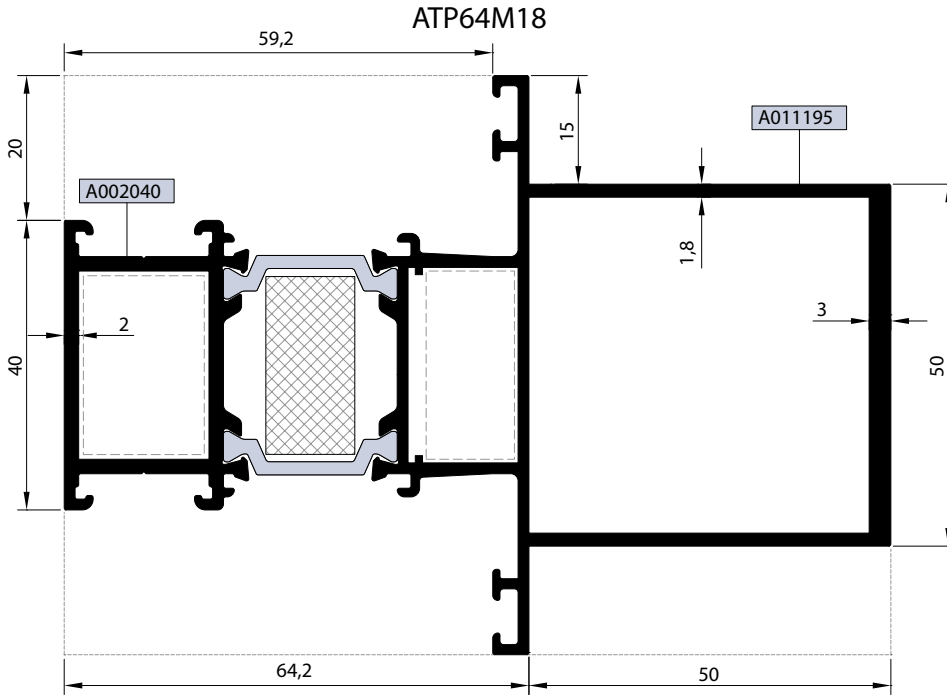
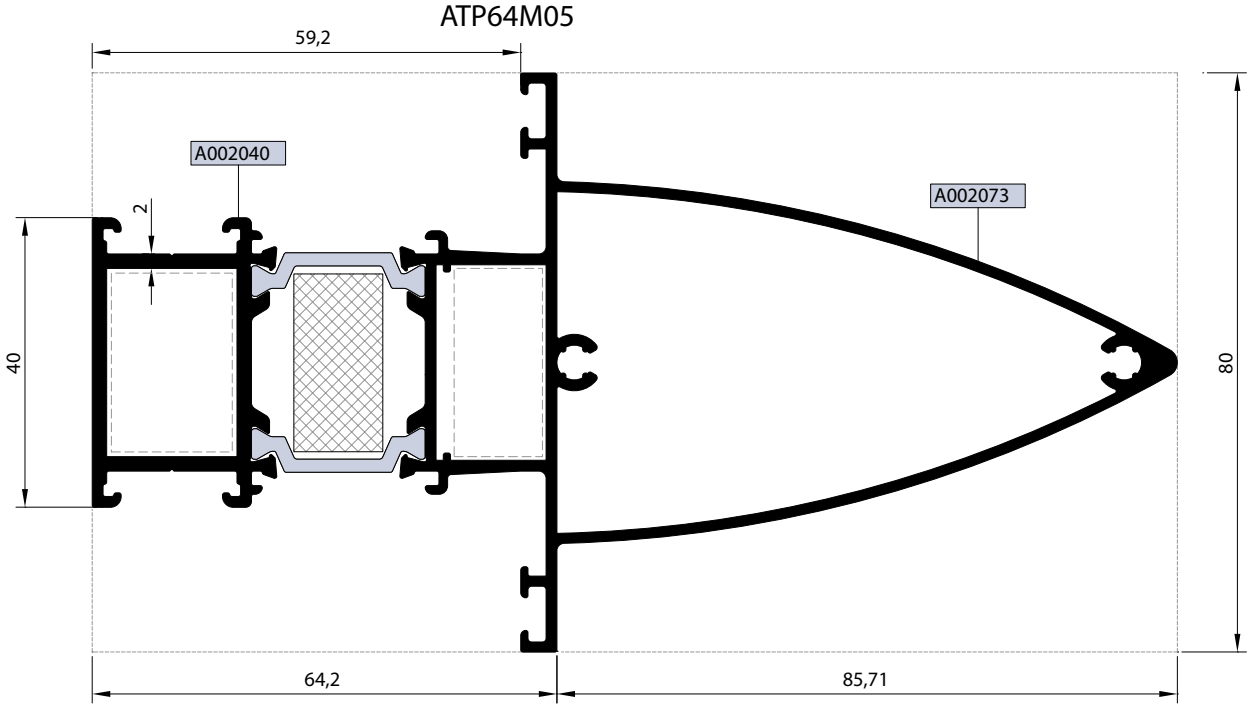


Nr		L m	KESİM ÖLÇÜSÜ CUTTING SIZE	AKS, KODU ACS, CODE
ATP64M02 (Kasa ve orta kayıt içinde kullanılır)	A002039	25 J 40 (A011871)	25,5 mm	135 J 40
	A002040	25 J 04 (A010567)	25,5 mm	135 J 04
ATP64M02 (Dışa açılım kanatlar içinde kullanılır)	A002039	25 J 40 (A011871)	25,5 mm	135 J 40
	A002040	25 J 04 (A010567)	25,5 mm	135 J 04
ATP64M02 (İçe açılım kanatlar içinde kullanılır)	A002039	25 J 40 (A011871)	25,5 mm	135 J 40
	A002040	25 J 04 (A010567)	25,5 mm	135 J 04
ATP64M03 (Kasa ve orta kayıt içinde kullanılır)	A02041A	25 J 40 (A011871)	45,5 mm	136 J 40
	A02042A	25 J 04 (A010567)	45,5 mm	135 J 04
ATP64M03 (Dışa açılım kanatlar içinde kullanılır)	A02041A	25 J 40 (A011871)	45,5 mm	136 J 40
	A02042A	25 J 04 (A010567)	45,5 mm	135 J 04
ATP64M03 (İçe açılım kanatlar içinde kullanılır)	A02041A	25 J 40 (A011871)	45,5 mm	136 J 40
	A02042A	25 J 04 (A010567)	45,5 mm	135 J 04
Nr		L m	KESİM ÖLÇÜSÜ CUTTING SIZE	AKS, KODU ACS, CODE
ATP64M02	A002039	25 L 16 (A002061)	13,9 mm	119 L 16
	A002040	25 L 16 (A002061)	17,7 mm	120 L 16
ATP64M03	A02041A	25 L 26 (A010540)	13,9 mm	119 L 26
	A02042A	25 L 26 (A010540)	17,7 mm	120 L 26

TAKVİYELİ ORTA KAYIT PROFİLLERİ
MULLION PROFILES

RWTP64

KOD / CODE	AĞIRLIK (kg/m) / WEIGHT	J _{xx} cm ⁴	J _{yy} cm ⁴	L m	
ATP64M02	2,461	117,888	24,140	6	
ATP64M18	2,523	92,687	29,330	6	



Nr		L m	KESİM ÖLÇÜSÜ CUTTING SIZE	AKS. KODU ACS. CODE
ATP64M05 (Kasa ve orta kayıt içinde kullanılırsa)	A002073	25 J 40 (A011871)	25,5 mm	135 J 40
	A002040	25 J 04 (A010567)	25,5 mm	135 J 04
ATP64M18 (Kasa ve orta kayıt içinde kullanılırsa)	A011195	25 J 40 (A011871)	25,5 mm	135 J 40
	A002040	25 J 04 (A010567)	25,5 mm	135 J 04

ETEK VE EŐİK PROFİLLERİ
KICK PLATE AND THRESHOLD PROFILES

RWTP64

KOD / CODE	AĞIRLIK (kg/m) / WEIGHT	J _{xx} cm ⁴	J _{yy} cm ⁴	L m	
ATP64K01	2,351	36,462	50,167	6	
AT64K04	1,085	---	---	6	
T64 A 19	0,381	---	---	6	

01

02

03

04

05

06

07

08

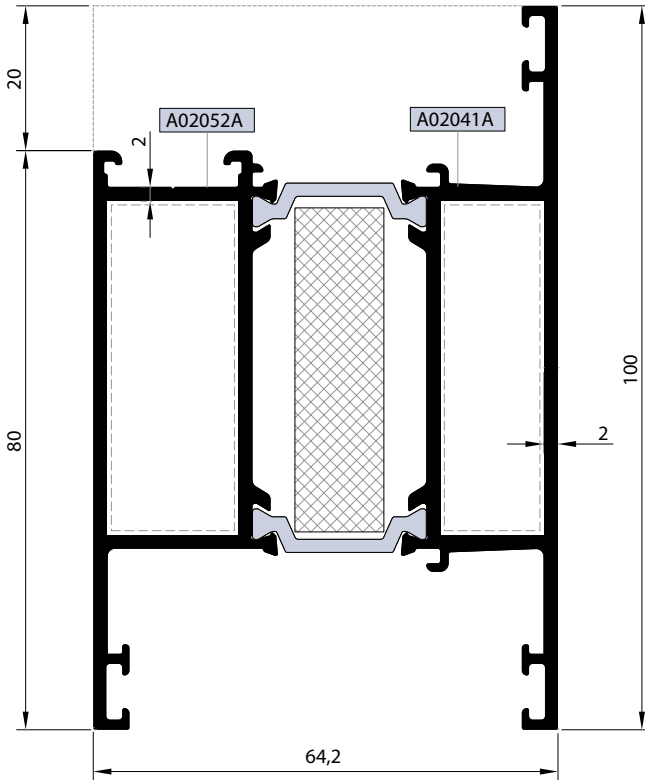
09

10

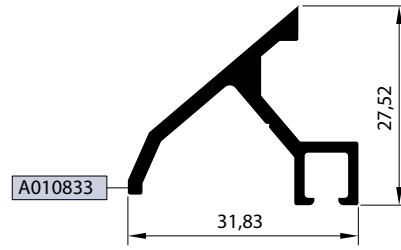
11

12

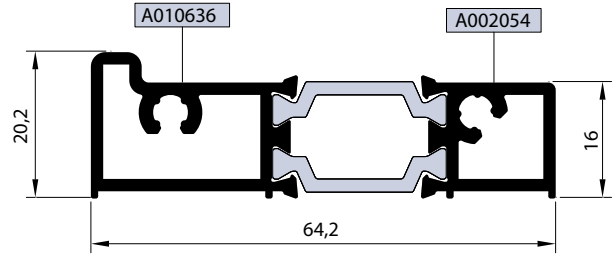
ATP64K01



T64 A 19



AT64K04

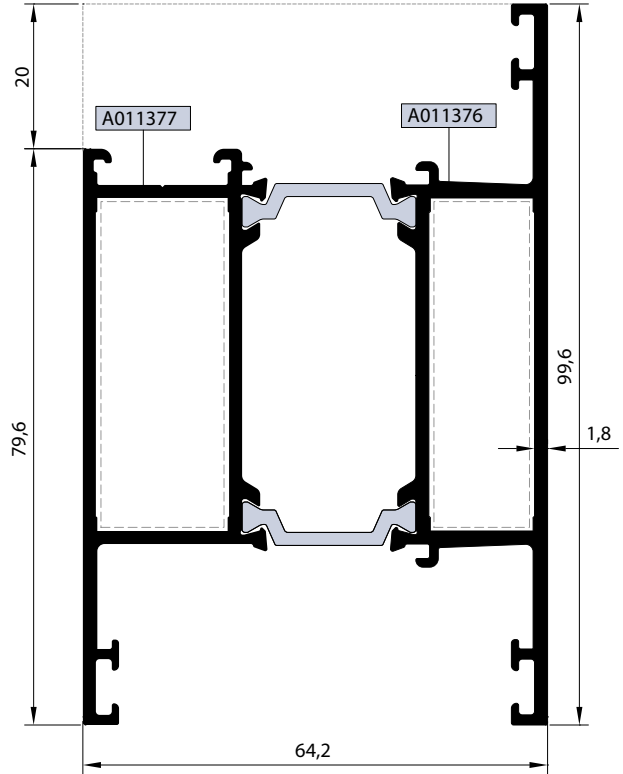



Nr		L m	KESİM ÖLÇÜSÜ CUTTING SIZE	AKS. KODU ACS. CODE
ATP64K01 (Kasa ve orta kayıt içinde kullanılır)	A02041A	25 J 40 (A011871)	45,5 mm	136 J 40
	A02052A	25 J 04 (A010567)	45,5 mm	136 J 04
ATP64K01 (Dışa açılmı kanatlar içinde kullanılır)	A02041A	25 J 40 (A011871)	45,5 mm	136 J 40
	A02052A	25 J 04 (A010567)	45,5 mm	136 J 04
ATP64K01 (İçe açılmı kanatlar içinde kullanılır)	A02041A	25 J 40 (A011871)	45,5 mm	136 J 40
	A02052A	25 J 04 (A010567)	45,5 mm	136 J 04

KOD / CODE	AĞIRLIK (kg/m) / WEIGHT	J _{xx} cm ⁴	J _{yy} cm ⁴	L m	
ATP64K05	4,259	6,588	351,835	6	
ATP64K06	2,234	34,421	47,998	6	

ATP64K05

ATP64K06

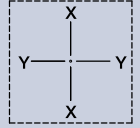


Nr		L m	KESİM ÖLÇÜSÜ CUTTING SIZE	AKS. KODU ACS. CODE
ATP64K05 (Kasa ve orta kayıt içinde kullanılır)	A010616	25 J 40 (A011871)	45,5 mm	136 J 40
	A010615	25 J 04 (A010567)	45,5 mm	136 J 04
ATP64K05 (Diğer açılım kanatlar içinde kullanılır)	A010616	25 J 40 (A011871)	45,5 mm	136 J 40
	A010615	25 J 04 (A010567)	45,5 mm	136 J 04
ATP64K05 (İçe açılım kanatlar içinde kullanılır)	A010616	25 J 40 (A011871)	45,5 mm	136 J 40
	A010615	25 J 04 (A010567)	45,5 mm	136 J 04
ATP64K06 (Kasa ve orta kayıt içinde kullanılır)	A011377	25 J 40 (A011871)	45,5 mm	136 J 40
	A011376	25 J 04 (A010567)	45,5 mm	136 J 04
ATP64K06 (Diğer açılım kanatlar içinde kullanılır)	A011377	25 J 40 (A011871)	45,5 mm	136 J 40
	A011376	25 J 04 (A010567)	45,5 mm	136 J 04
ATP64K06 (İçe açılım kanatlar içinde kullanılır)	A011377	25 J 40 (A011871)	45,5 mm	136 J 40
	A011376	25 J 04 (A010567)	45,5 mm	136 J 04

ADAPTÖR PROFİLLERİ
ADAPTER PROFILES

RWTP64

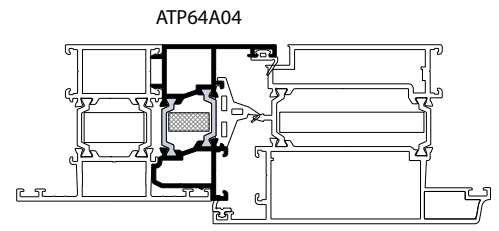
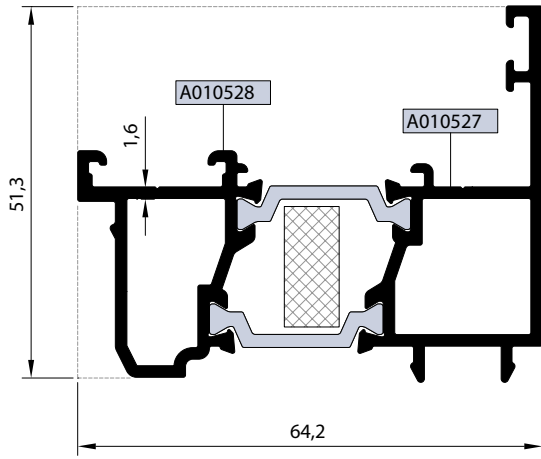
KOD / CODE	AĞIRLIK (kg/m) / WEIGHT	J _{xx} cm ⁴	J _{yy} cm ⁴	L m
ATP64A04	1,269	6
T55 A 12	0,205	6
T55 A 13	0,220	6



01

02

ATP64A04



Ölçek/Scale:1/3

03

04

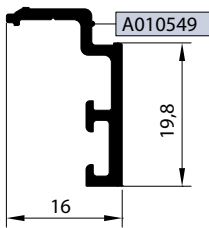
05

06

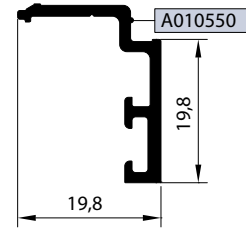
07

08

T55 A 12



T55 A 13

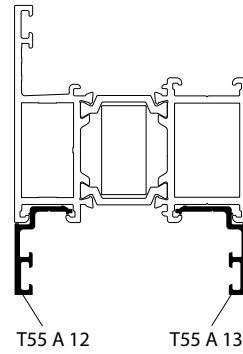


09

10

11

12

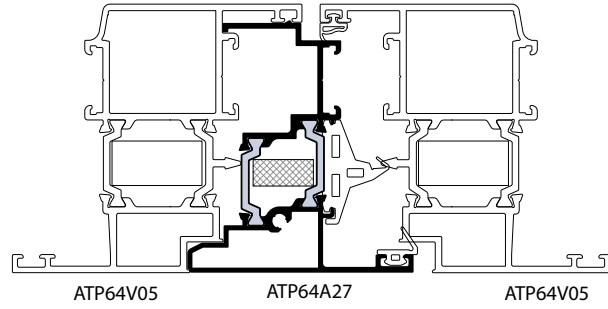
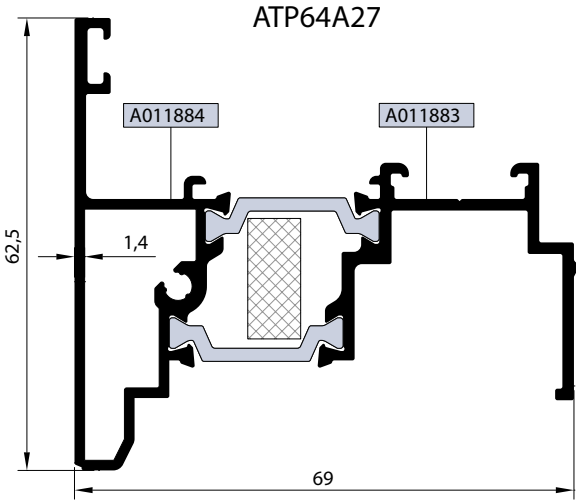
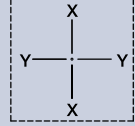


Ölçek/Scale:1/2

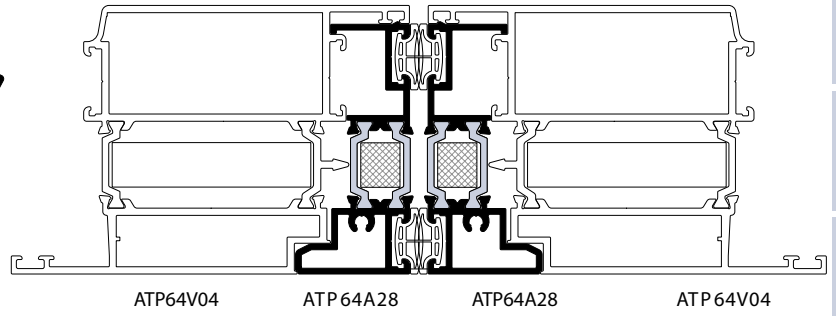
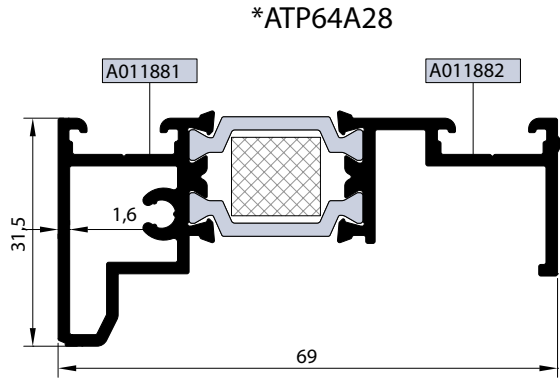
ADAPTÖR VE TİJ PROFİLLERİ
ADAPTER AND SLIDING ROD PROFILES

RWTP64

KOD / CODE	AĞIRLIK (kg/m) / WEIGHT	L m	KOD / CODE	AĞIRLIK (kg/m) / WEIGHT	L m
ATP64A27	1,298	6	25 P 01	0,185	6
ATP64A28	1,087	6	25 I 04	0,153	6
ATP64A29	0,948	6	25 I 07	0,143	6

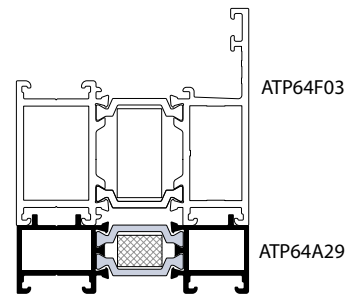
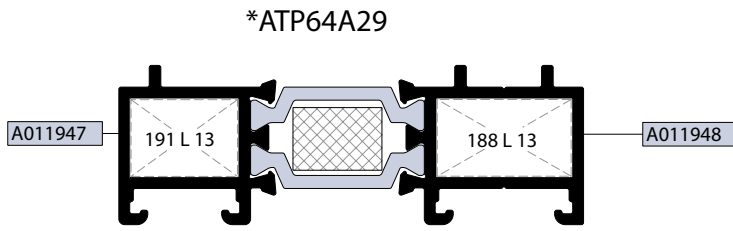


Ölçek/Scale:1/2



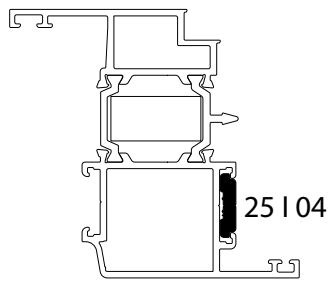
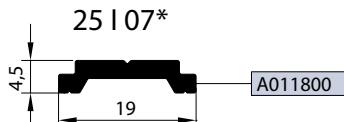
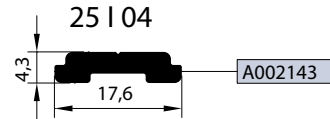
Ölçek/Scale:1/2

*KATLANIR DOĞRAMA İÇİN / FOR FOLDING

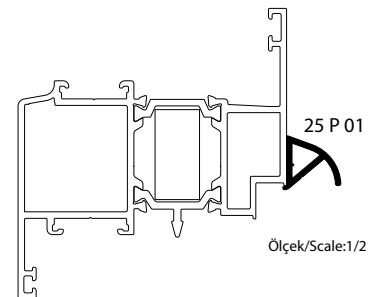
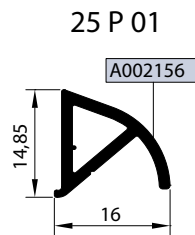


Ölçek/Scale:1/2

*KATLANIR DOĞRAMA İÇİN / FOR FOLDING



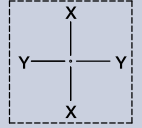
Ölçek/Scale:1/2



Ölçek/Scale:1/2

***Giese kol ve kilitleme aksesuarları sadece 25 I 07 tij profili ile kullanılmalıdır.
Giese handle and locking accessories should be used with only 25 I 07 rod profile

KOD / CODE	AĞIRLIK (kg/m) / WEIGHT	L m	KOD / CODE	AĞIRLIK (kg/m) / WEIGHT	L m
25 G 21	0,196	6	25 G 09	0,229	6
25 G 37	0,206	6	25 G 12	0,270	6
25 G 11	0,224	6	25 G 13	0,278	6
25 G 10	0,225	6	25 G 14	0,280	6



01

02

03

04

05

06

07

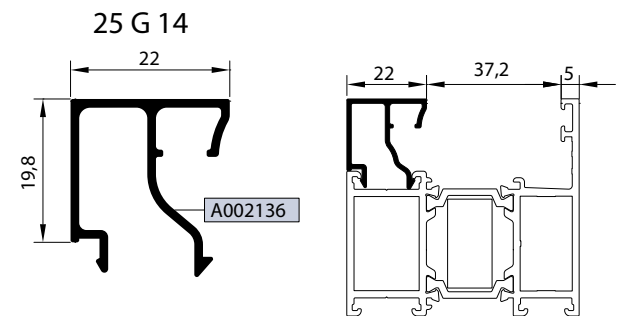
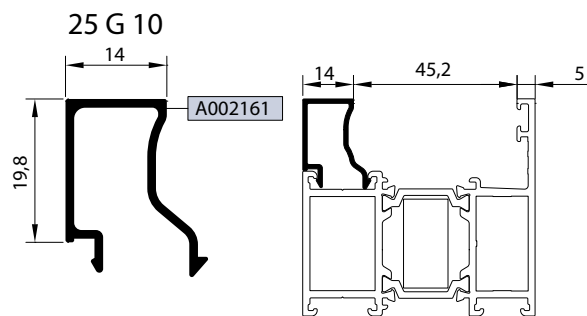
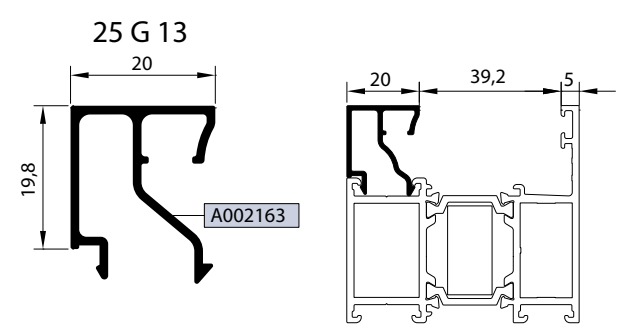
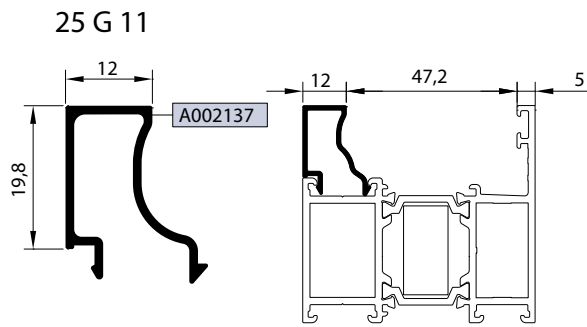
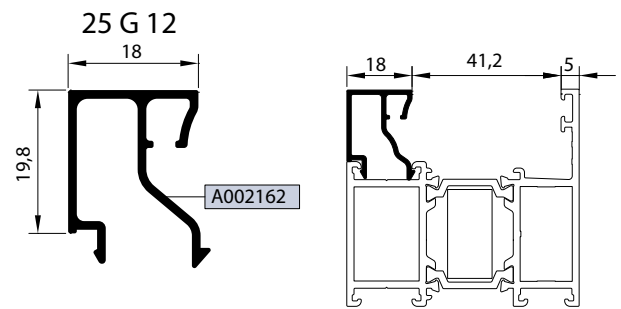
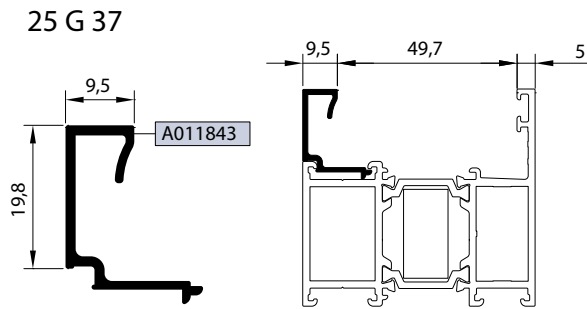
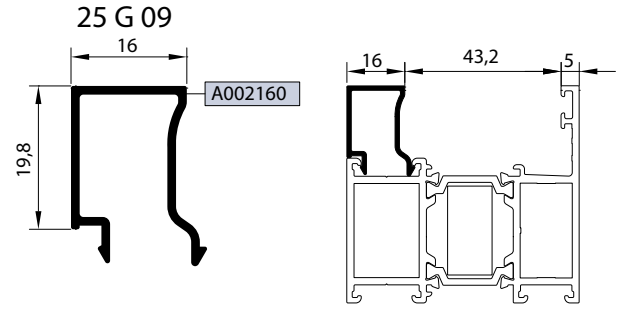
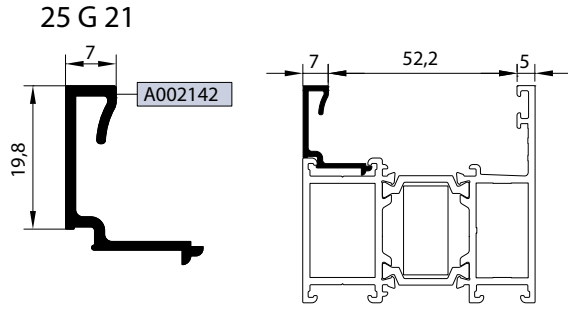
08

09

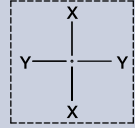
10

11

12



KOD / CODE	AĞIRLIK (kg/m) / WEIGHT	L m	KOD / CODE	AĞIRLIK (kg/m) / WEIGHT	L m
25 G 15	0,282	6	25 G 08	0,309	6
25 G 16	0,287	6	25 G 19	0,317	6
25 G 17	0,292	6	25 G 20	0,327	6
25 G 18	0,300	6	25 G 22	0,360	6



01

02

03

04

05

06

07

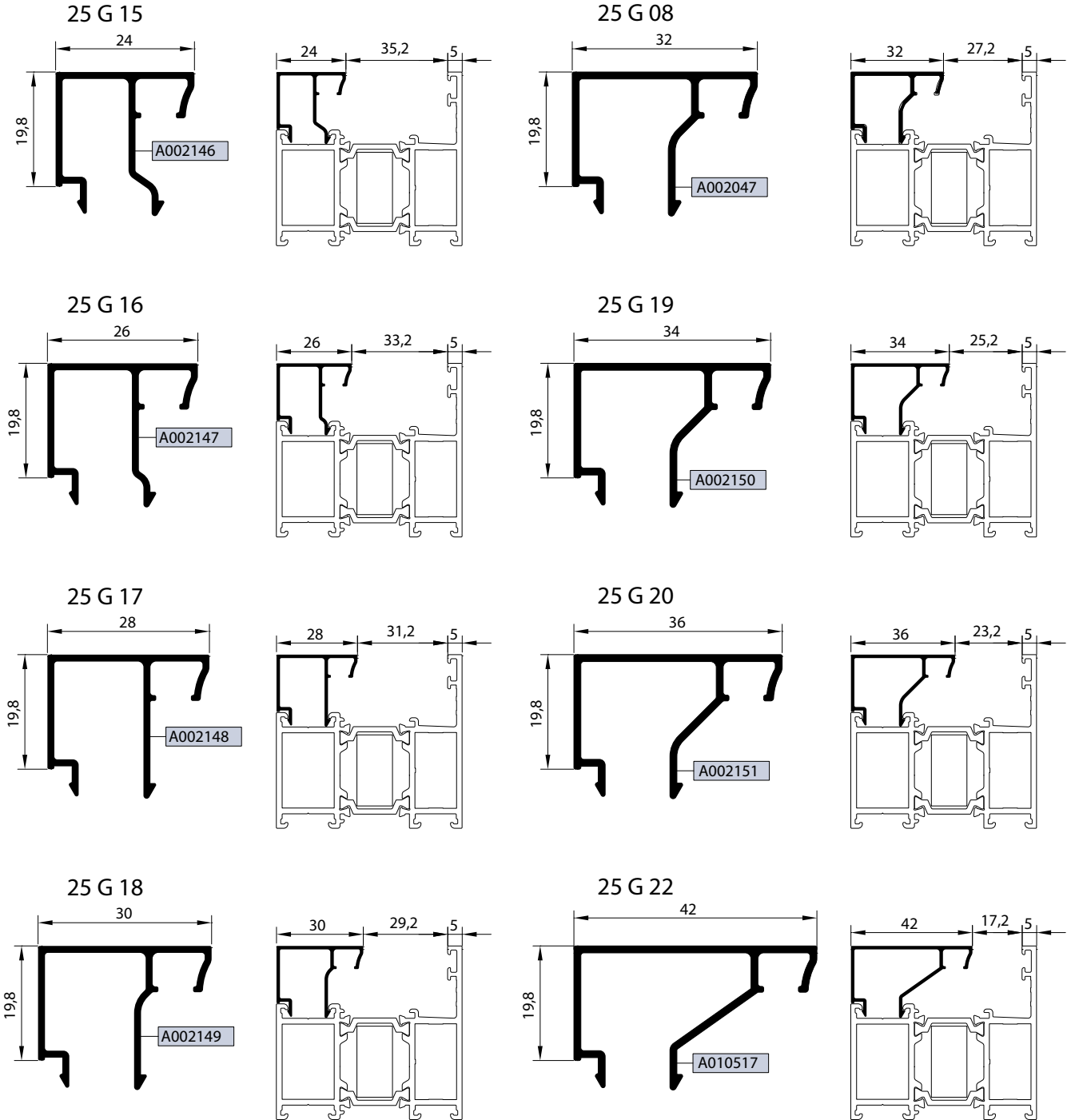
08

09

10

11

12



01

02

03

04

05

06

07

08

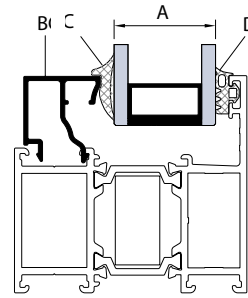
09

10

11

12

B CAM ÇİTASI GLAZING BEAD	C İÇ CAM FİTİLİ GLAZING GASKET (IN)	A CAM KALINLIĞI GLASS THICKNESS	D DIŞ CAM FİTİLİ GLAZING GASKET (OUT)
25 G 22	01.17.04	9 mm	01.11.15
25 G 20	01.17.05	14 mm	01.11.15
25 G 20	01.17.04	15 mm	01.11.15
25 G 19	01.17.05	16 mm	01.11.15
25 G 19	01.17.04	17 mm	01.11.15
25 G 08	01.17.05	18 mm	01.11.15
25 G 08	01.17.04	19 mm	01.11.15
25 G 18	01.17.05	20 mm	01.11.15
25 G 18	01.17.04	21 mm	01.11.15
25 G 17	01.17.05	22 mm	01.11.15
25 G 17	01.17.04	23 mm	01.11.15
25 G 16	01.17.05	24 mm	01.11.15
25 G 16	01.17.04	25 mm	01.11.15
25 G 15	01.17.05	26 mm	01.11.15
25 G 15	01.17.04	27 mm	01.11.15
25 G 14	01.17.05	28 mm	01.11.15
25 G 14	01.17.04	29 mm	01.11.15
25 G 13	01.17.05	30 mm	01.11.15
25 G 13	01.17.04	31 mm	01.11.15
25 G 12	01.17.05	32 mm	01.11.15
25 G 12	01.17.04	33 mm	01.11.15
25 G 09	01.17.05	34 mm	01.11.15
25 G 09	01.17.04	35 mm	01.11.15
25 G 10	01.17.05	36 mm	01.11.15
25 G 10	01.17.04	37 mm	01.11.15
25 G 11	01.17.05	38 mm	01.11.15
25 G 11	01.17.04	39 mm	01.11.15
25 G 11	01.17.03	40 mm	01.11.15
25 G 37	01.17.05	41 mm	01.11.15
25 G 37	01.17.04	42 mm	01.11.15
25 G 21	01.17.05	43 mm	01.11.15
25 G 21	01.17.04	44 mm	01.11.15



CAM MONTAJINDA SADECE BU SİSTEM İÇİN TASARLANAN VE ÜRETİLEN FİTİLLER KULLANILMALIDIR. FARKLI MALZEME KULLANIMLARI İŞLEVSEL VE TASARIMSAL SORUNLARA SEBEP OLABİLİR.
THE GASKETS USED DURING INSTALLING THE GLASS SHOULD BE ONLY THE ONES CREATED FOR THIS SYSTEM, THE USE OF OTHER MATERIALS MAY CAUSE FUNCTIONAL AND DESIGN PROBLEMS.

TABLODA VERİLEN CAM KALINLIKLARI TEORİK OLUP SİSTEMİN ISI PERFORMANS KRİTERLERİNDEN BAĞIMSIZDIR. YALITIMLI SİSTEMLERDE TEK CAMLI(*) KOMBİNASYONLAR ÖNERİLMEZ.
THE GLASS THICKNESSES IN THE TABLE ARE THEORETICAL AND INDEPENDENT FROM THERMAL PERFORMANCE CRITERIA OF THE SYSTEM. SINGLE GLAZING(*) IS NOT RECOMMENDED FOR INSULATED SYSTEMS

YUKARIDA VERİLEN TABLODA CAM-FİTİL VE PROFİL İLİŞKİSİ TEORİK OLUP PROFİL VE CAM TOLERANSLARINDAN KAYNAKLI ÖLÇÜ FAKLİLİKLERİ OLUŞABİLİR.
THE RELATIONSHIP BETWEEN GLASS-GASKET AND PROFILE PROVIDED IN THE TABLE IS THEORETICAL. IT MAY OCCUR SIZE DIFFERENCES FROM THE TOLERANCES OF PROFILE AND GLASS.

PROFİL KODU (PROFILE CODE)	25 L 16	25 L 25	25 L 26	25 L 29
FABRİKA KODU (FACTORY CODE)	A002061	A010539	A010540	A010543
AĞIRLIK (WEIGHT)	3,554 kg/m	8,394 kg/m	4,870 kg/m	3,582 kg/m
ÇİZİM (DRAWING)				

PROFİL KODU (PROFILE CODE)	25 L 30	25 L 31	25 L 32	
FABRİKA KODU (FACTORY CODE)	A010544	A010545	A002430	
AĞIRLIK (WEIGHT)	13,748 kg/m	10,169 kg/m	3,702 kg/m	
ÇİZİM (DRAWING)				

PROFİL KODU (PROFILE CODE)	25 J 04	25 J 40		
FABRİKA KODU (FACTORY CODE)	A010567	A011871		
AĞIRLIK (WEIGHT)	0,797 kg/m	0,714 kg/m		
ÇİZİM (DRAWING)				


KÖŞE TAKOZLARI (CORNER CLEATS)

Nr		L m	KESİM ÖLÇÜSÜ CUTTING SIZE	AKS. KODU ACS. CODE	Nr		L m	KESİM ÖLÇÜSÜ CUTTING SIZE	AKS. KODU ACS. CODE
ATP64F02	A002040	25 L 16 (A002061)	17,7 mm	120 L 16	ATP64V06	A010523	25 L 31 (A010545)	23,9 mm	130 L 31
	A010552	25 L 16 (A002061)	13,9 mm	119 L 16		A010524	25 L 31 (A010545)	5,7 mm	129 L 31
ATP64F03	A02042A	25 L 26 (A010540)	17,7 mm	120 L 26	ATP64M02	A002039	25 L 16 (A002061)	13,9 mm	119 L 16
	A010553	25 L 26 (A010540)	13,9 mm	119 L 26		A002040	25 L 16 (A002061)	17,7 mm	120 L 16
ATP64V04	A010522	25 L 25 (A010539)	27,7 mm	108 L 25	ATP64M03	A02041A	25 L 26 (A010540)	13,9 mm	119 L 26
	A010521	25 L 30 (A010544)	5,7 mm	129 L 30		A02042A	25 L 26 (A010540)	17,7 mm	120 L 26
ATP64V05	A010518	25 L 32 (A002430)	28,1 mm	126 L 32	ATP64A29	A011948	25 L 13 (A002058)	14,7 mm	191 L 13
	A010519	25 L 29 (A010543)	6,1 mm	127 L 29		A011947	25 L 13 (A002058)	18,4 mm	188 L 13


RWTP64

ORTA KAYIT BAĞLANTI (MULLION CONNECTION PIECE)


Kasa ve Orta Kayıt içinde kullanılırsa (Use in frame and mullion)

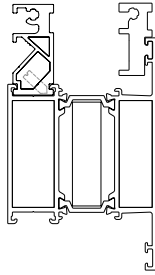
Nr	 L m	KESİM ÖLÇÜSÜ CUTTING SIZE	AKS. KODU ACS. CODE	
ATP64M02	A002039	25 J 40 (A011871)	25,5 mm	135 J 40
	A002040	25 J 04 (A010567)	25,5 mm	135 J 04
ATP64M03	A02041A	25 J 40 (A011871)	45,5 mm	136 J 40
	A02042A	25 J 04 (A010567)	45,5 mm	136 J 04
ATP64M05	A002073	25 J 40 (A011871)	25,5 mm	135 J 40
	A002040	25 J 04 (A010567)	25,5 mm	135 J 04
ATP64M18	A011195	25 J 40 (A011871)	25,5 mm	135 J 40
	A002040	25 J 04 (A010567)	25,5 mm	135 J 04
ATP64K01	A002041	25 J 40 (A011871)	45,5 mm	136 J 40
	A02052A	25 J 04 (A010567)	45,5 mm	136 J 04
ATP64K05	A010616	25 J 40 (A011871)	45,5 mm	136 J 40
	A010615	25 J 04 (A010567)	45,5 mm	136 J 04
ATP64K06	A011376	25 J 40 (A011871)	45,5 mm	136 J 40
	A011377	25 J 04 (A010567)	45,5 mm	136 J 04

Kanat profili içinde kullanılırsa (Use in Vent Profile)

Nr	 L m	KESİM ÖLÇÜSÜ CUTTING SIZE	AKS. KODU ACS. CODE	
ATP64M02	A002039	25 J 40 (A011871)	25,5 mm	135 J 40
	A002040	25 J 04 (A010567)	25,5 mm	135 J 04
ATP64M03	A02041A	25 J 40 (A011871)	45,5 mm	136 J 40
	A02042A	25 J 04 (A010567)	45,5 mm	136 J 04
ATP64K01	A002037	25 J 40 (A011871)	45,5 mm	136 J 40
	A002052	25 J 04 (A010567)	45,5 mm	136 J 04
ATP64K05	A010616	25 J 40 (A011871)	45,5 mm	136 J 40
	A010615	25 J 04 (A010567)	45,5 mm	136 J 04
ATP64K06	A011376	25 J 40 (A011871)	45,5 mm	136 J 40
	A011377	25 J 04 (A010567)	45,5 mm	136 J 04

Dışa açılım kanat profili içinde kullanılırsa (Use in Outside Opening Vent Profile)

Nr	 L m	KESİM ÖLÇÜSÜ CUTTING SIZE	AKS. KODU ACS. CODE	
ATP64M02	A002039	25 J 40 (A011871)	25,5 mm	135 J 40
	A002040	25 J 04 (A010567)	25,5 mm	135 J 04
ATP64M03	A02041A	25 J 40 (A011871)	45,5 mm	136 J 40
	A02042A	25 J 04 (A010567)	45,5 mm	136 J 04
ATP64K01	A002037	25 J 40 (A011871)	45,5 mm	136 J 40
	A002052	25 J 04 (A010567)	45,5 mm	136 J 04
ATP64K05	A010616	25 J 40 (A011871)	45,5 mm	136 J 40
	A010615	25 J 04 (A010567)	45,5 mm	136 J 04
ATP64K06	A011376	25 J 40 (A011871)	45,5 mm	136 J 40
	A011377	25 J 04 (A010567)	45,5 mm	136 J 04



STOKTA BULUNAN SİSTEM PROFİLLERİNİN LİSTESİ (LIST OF SYSTEM PROFILES IN STOCK)

Nr		MİN. SİPARİŞ MİKTARI MIN. ORDER QUANTITY
ATP64F02	A002040	75 kg
	A010552	75 kg
ATP64V04	A010522	75 kg
	A010521	75 kg
ATP64V05	A010518	75 kg
	A010519	75 kg
ATP64V06	A010524	75 kg
	A010523	75 kg
ATP64M02	A002040	75 kg
	A002039	75 kg
ATP64A05	A010529	75 kg
	A010530	75 kg

* STOKTA BULUNMAYAN TÜM PROFİLLER İÇİN MİNİMUM SİPARİŞ MİKTARI 300*KG'DIR.
MINIMUM ORDER QUANTITY FOR ALL THE PROFILES THAT ARE NOT IN STOCK IS 300 KG.

MİMARİ KATALOG

ARCHITECTURAL CATALOGUE

Alüminyum Kapı Pencere ve Giydirme Cephe Sistemleri
Aluminium Door Window and Facade Systems

Rescara Sistem Detayları
Rescara System Details

RWTP64

DETAYLAR

DETAILS

01

02

03

04

05

06

07

08

09

10

11

12

01

02

03

04

05

06

07

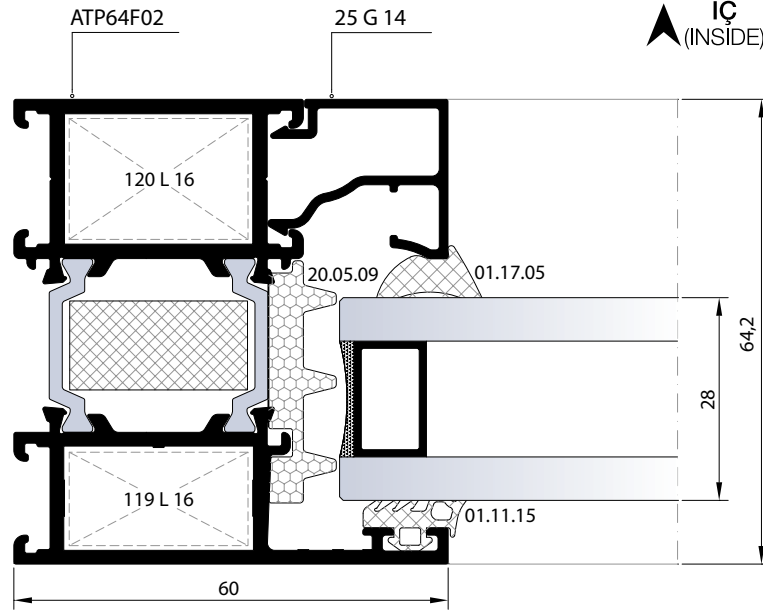
08

09

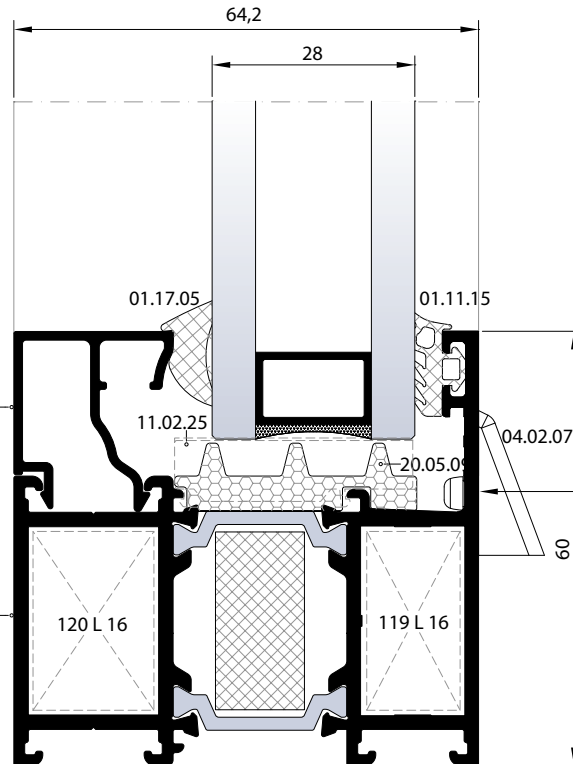
10

11

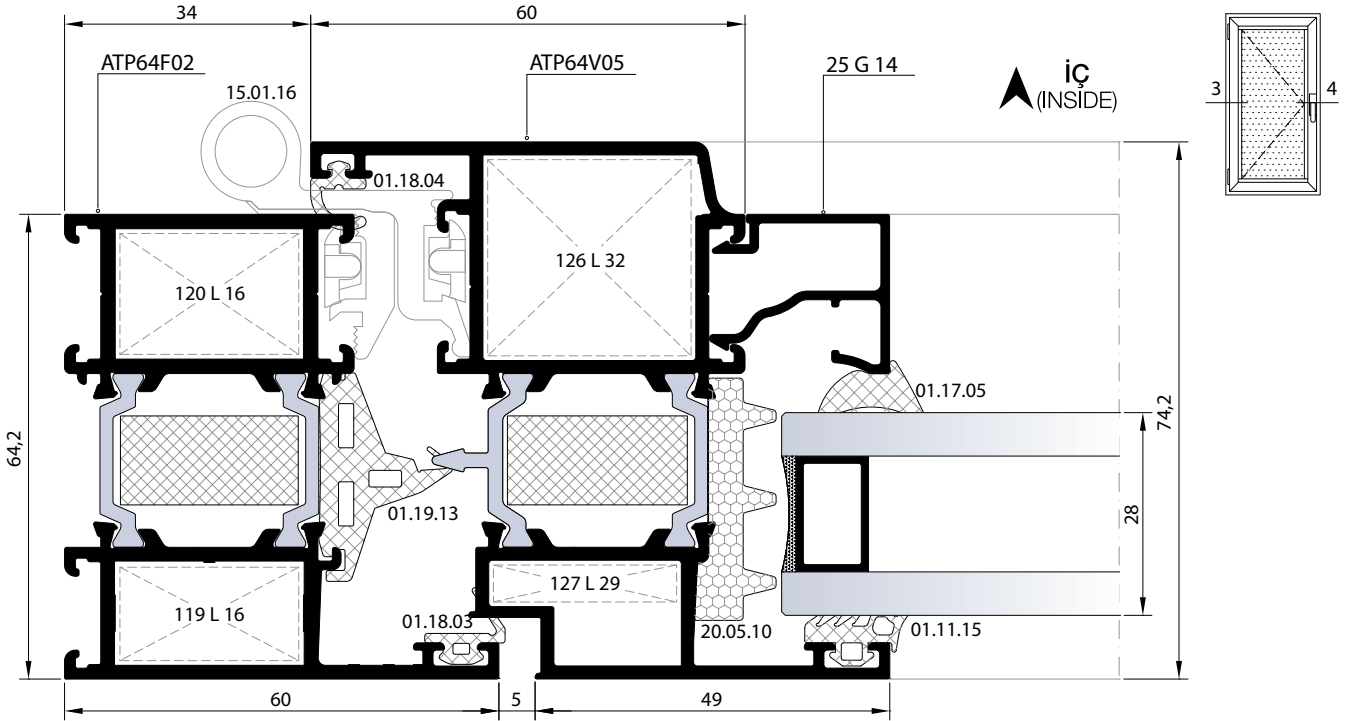
12



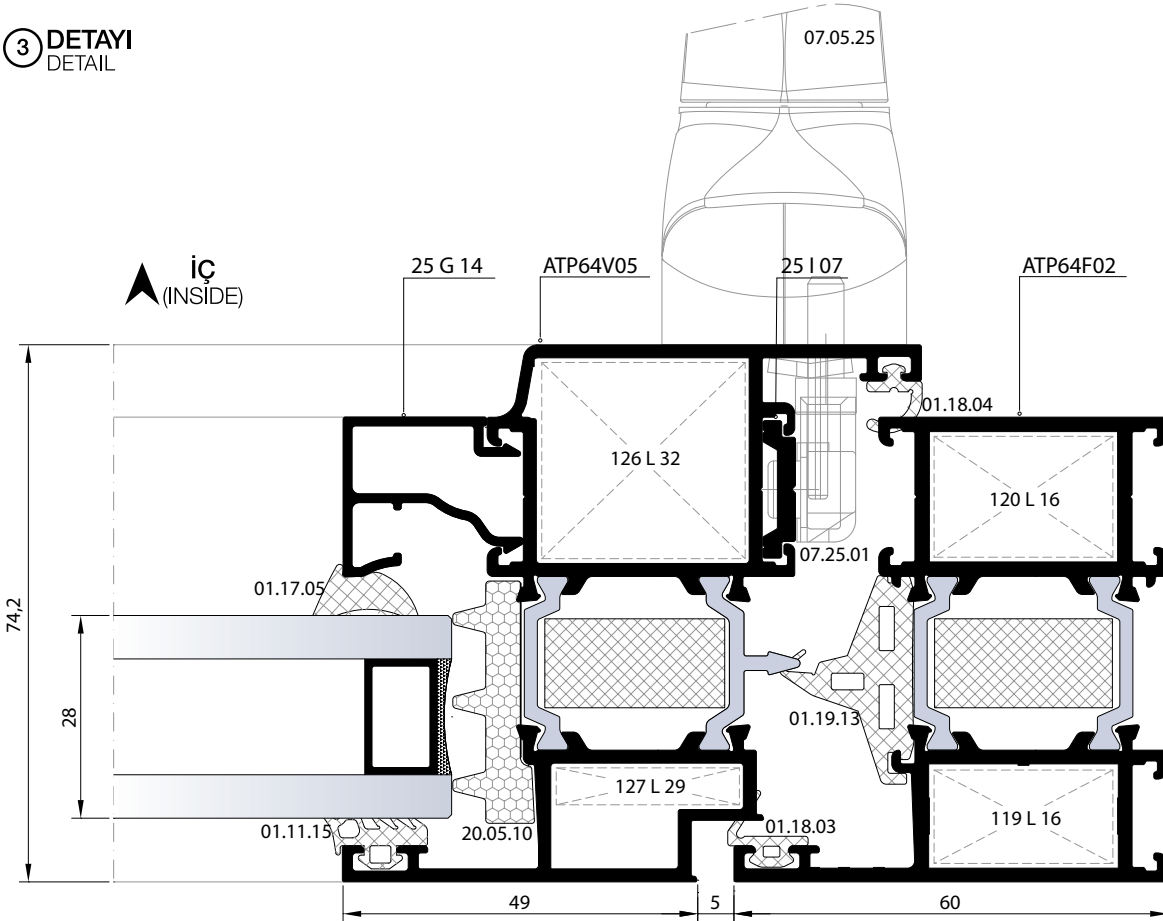
1 DETAYI
DETAIL



2 DETAYI
DETAIL



3 DETAYI
DETAIL



4 DETAYI
DETAIL

01

02

03

04

05

06

07

08

09

10

11

12

01

02

03

04

05

06

07

5 DETAYI
DETAIL

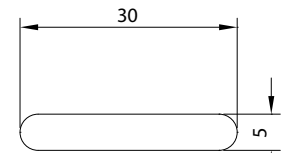
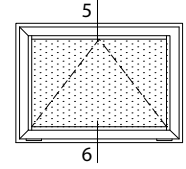
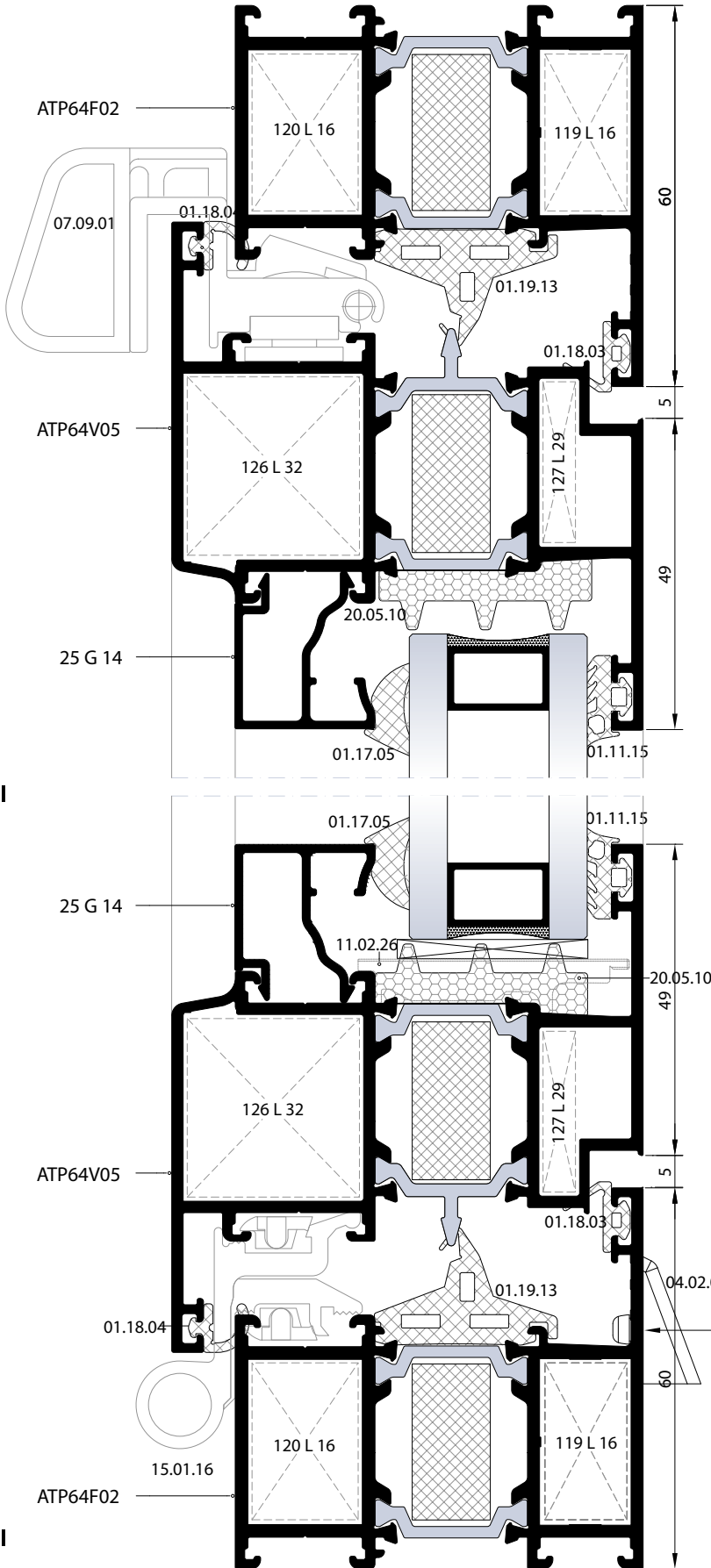
08

09

10

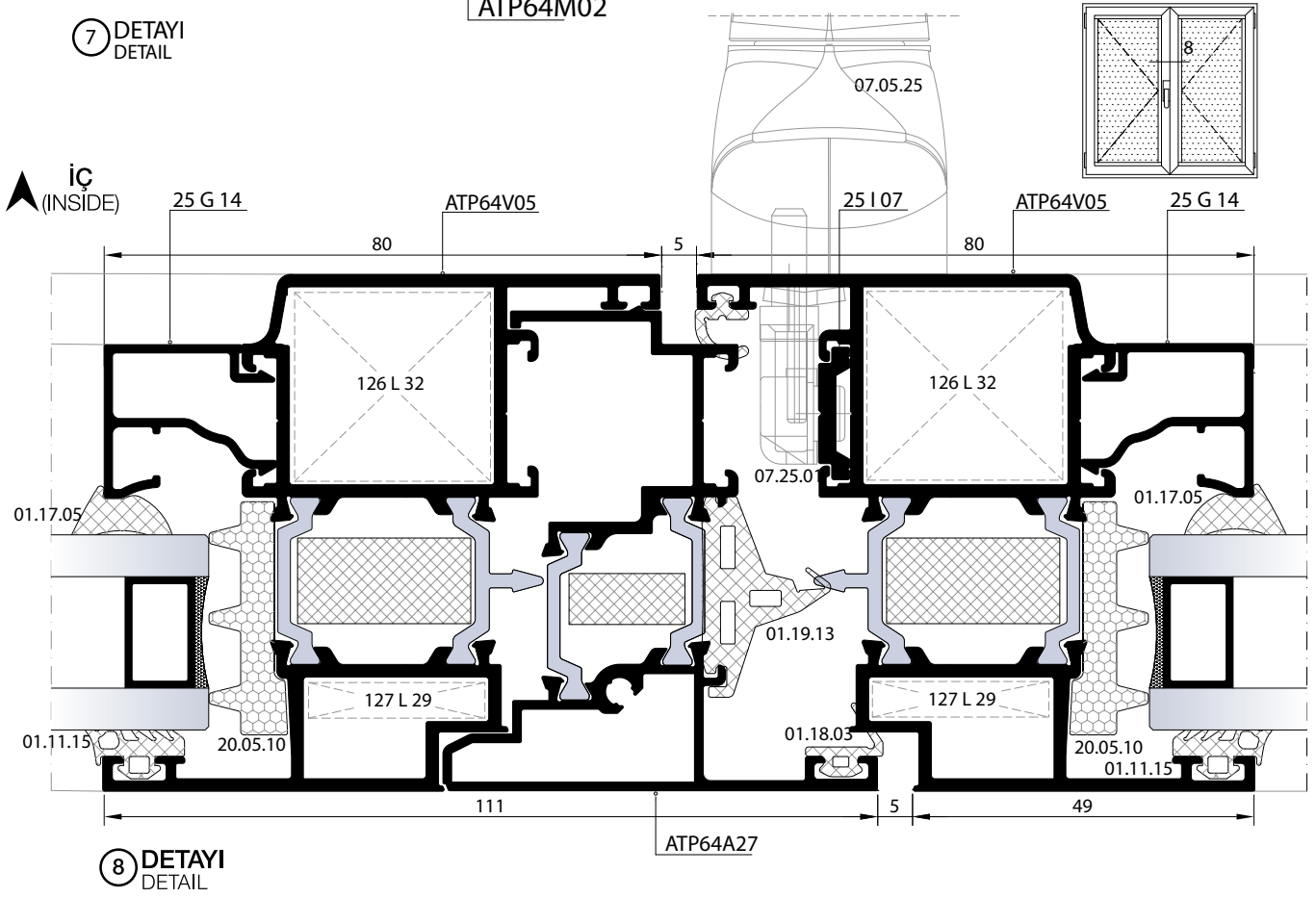
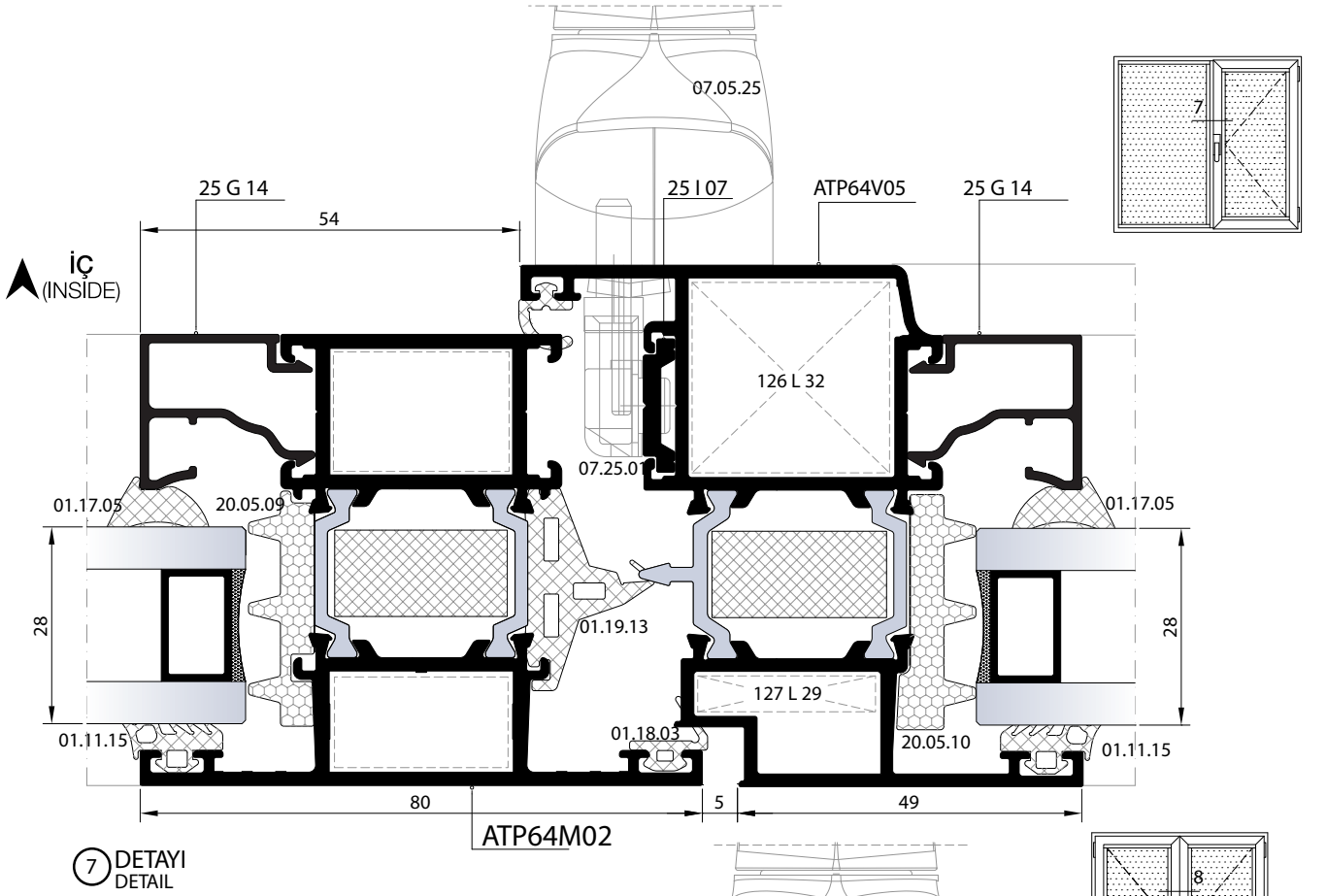
11

12



TAHLIYE DELİĞİNİN ÖLÇÜLERİ
DRAINAGE HOLE DIMENSIONS

DIŞ
(OUTSIDE) →



01
02
03
04
05
06
07
08
09
10
11
12

01

İÇE AÇILIM BİNİLİ KAPI DETAYLARI
INWARD OPENING DOOR DETAILS

02

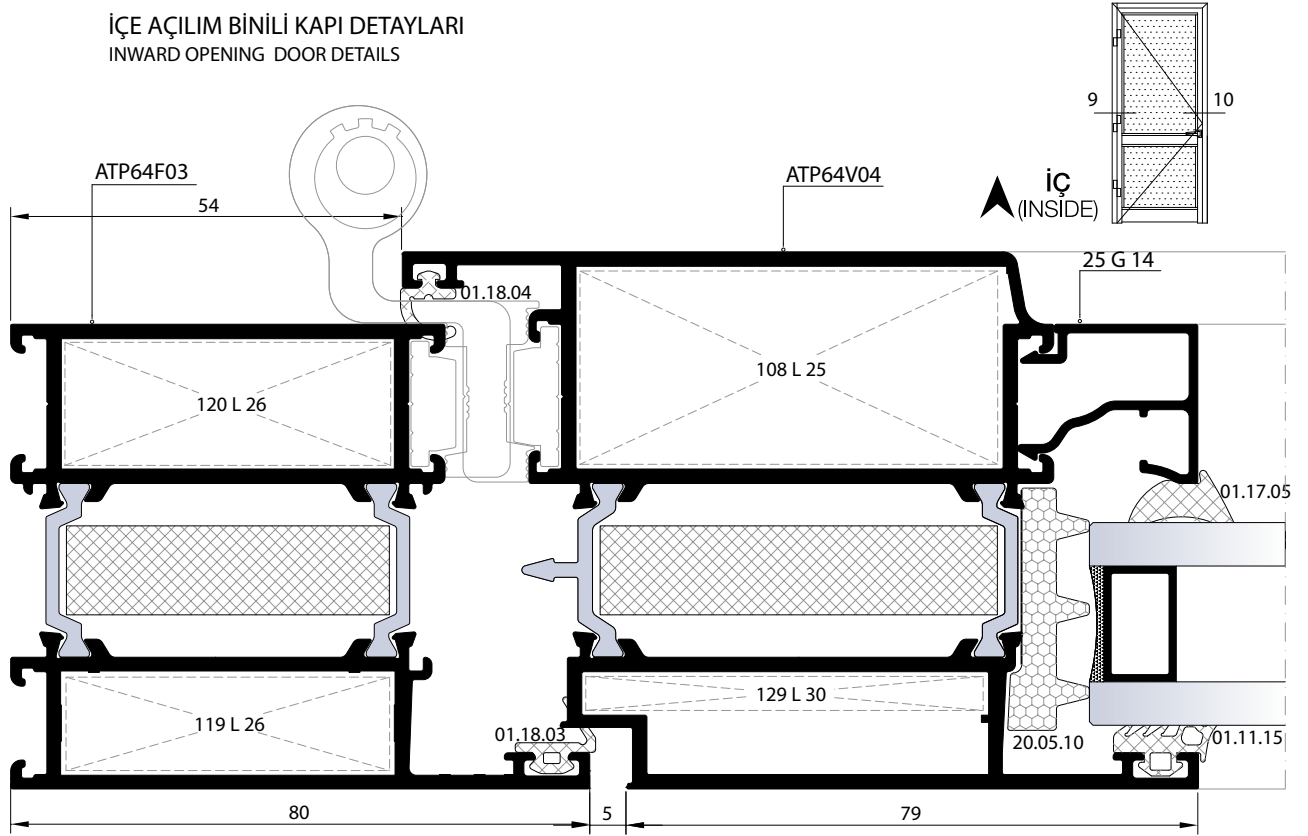
03

04

05

06

07



08

9 DETAYI
DETAIL

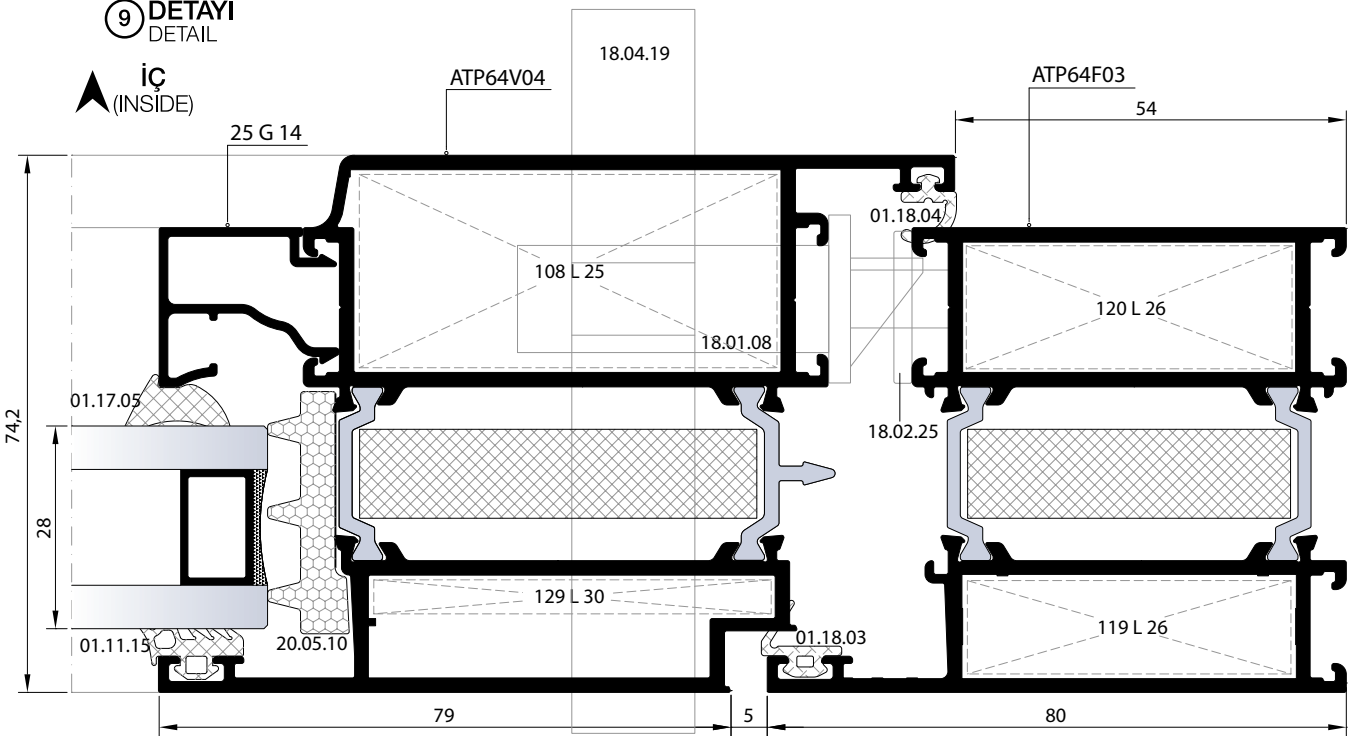
İÇ
(INSIDE)

09

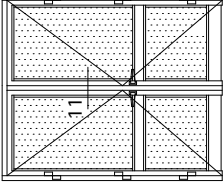
10

11

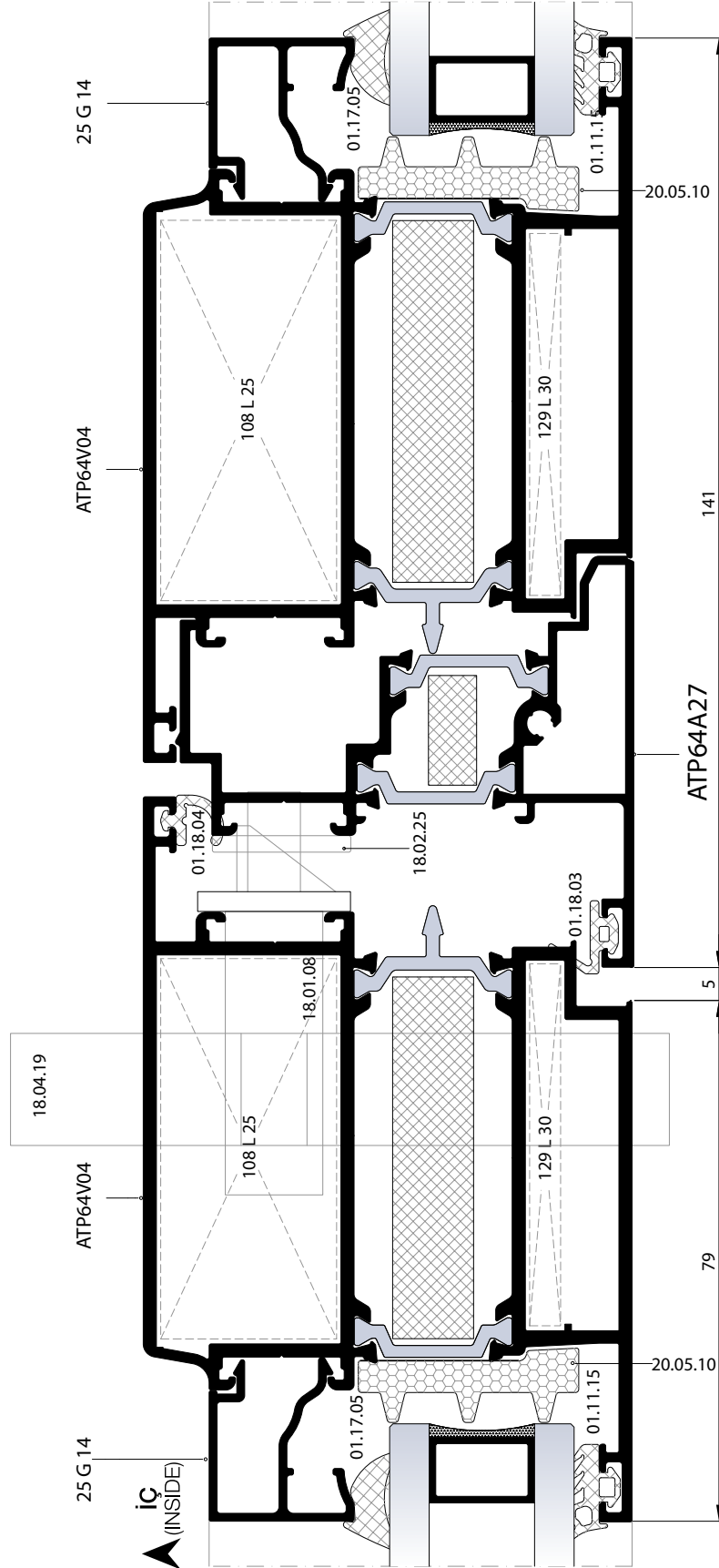
12



10 DETAYI
DETAIL



İÇE AÇILIM BİNLİ KAPI DETAYLARI
INWARD OPENING DOOR DETAILS



01

02

03

04

05

06

07

08

09

10

11

12

01

02

03

04

05

06

07

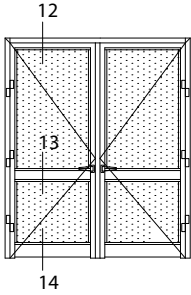
08

09

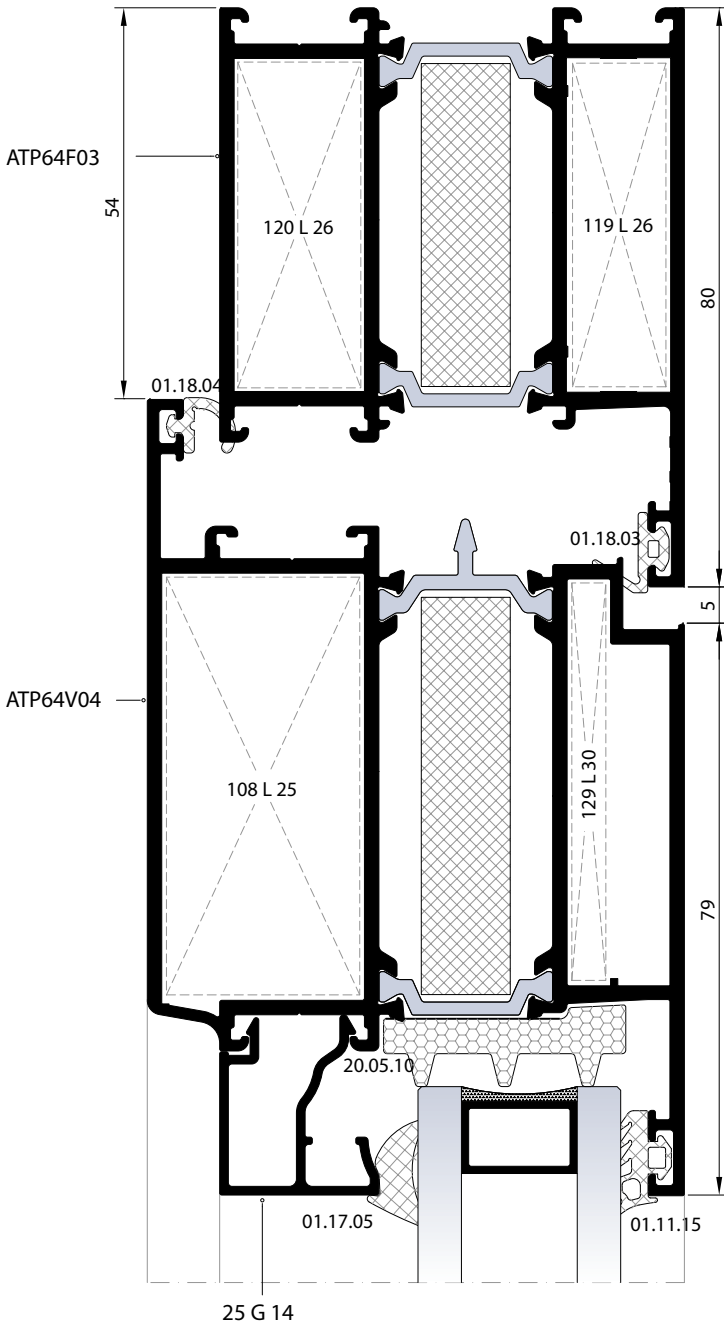
10

11

12

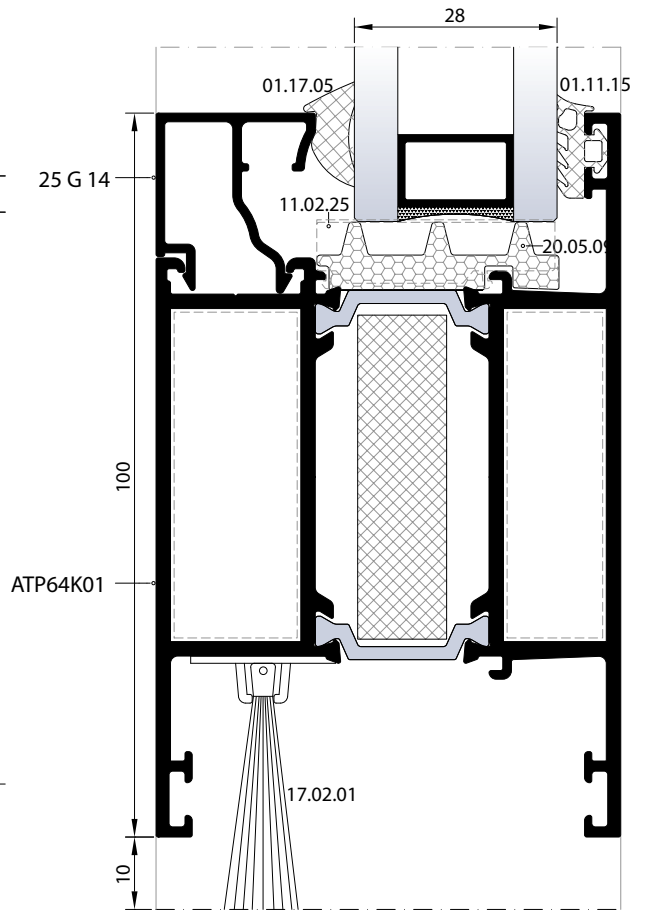
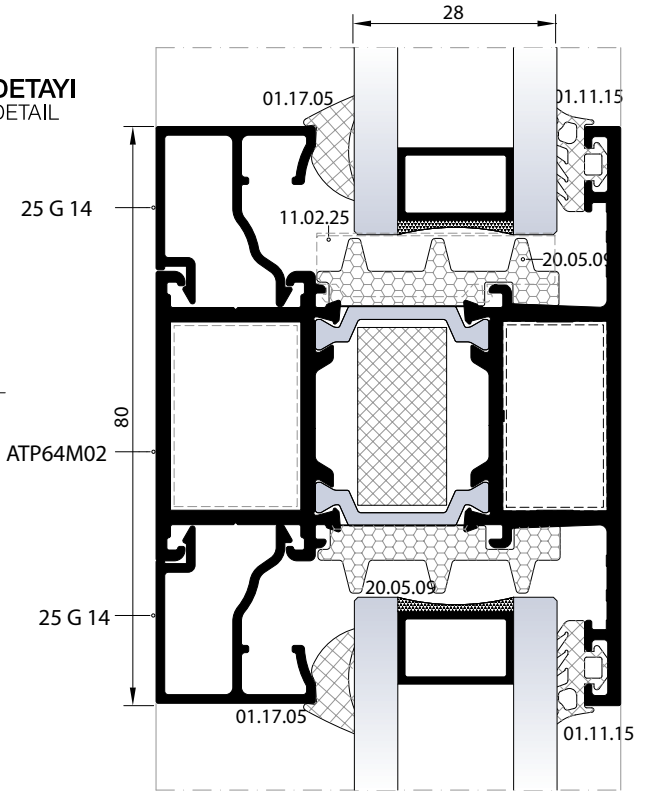


İÇE AÇILIM BİNİLİ KAPI DETAYLARI
INWARD OPENING DOOR DETAILS



12 DETAYI
DETAIL

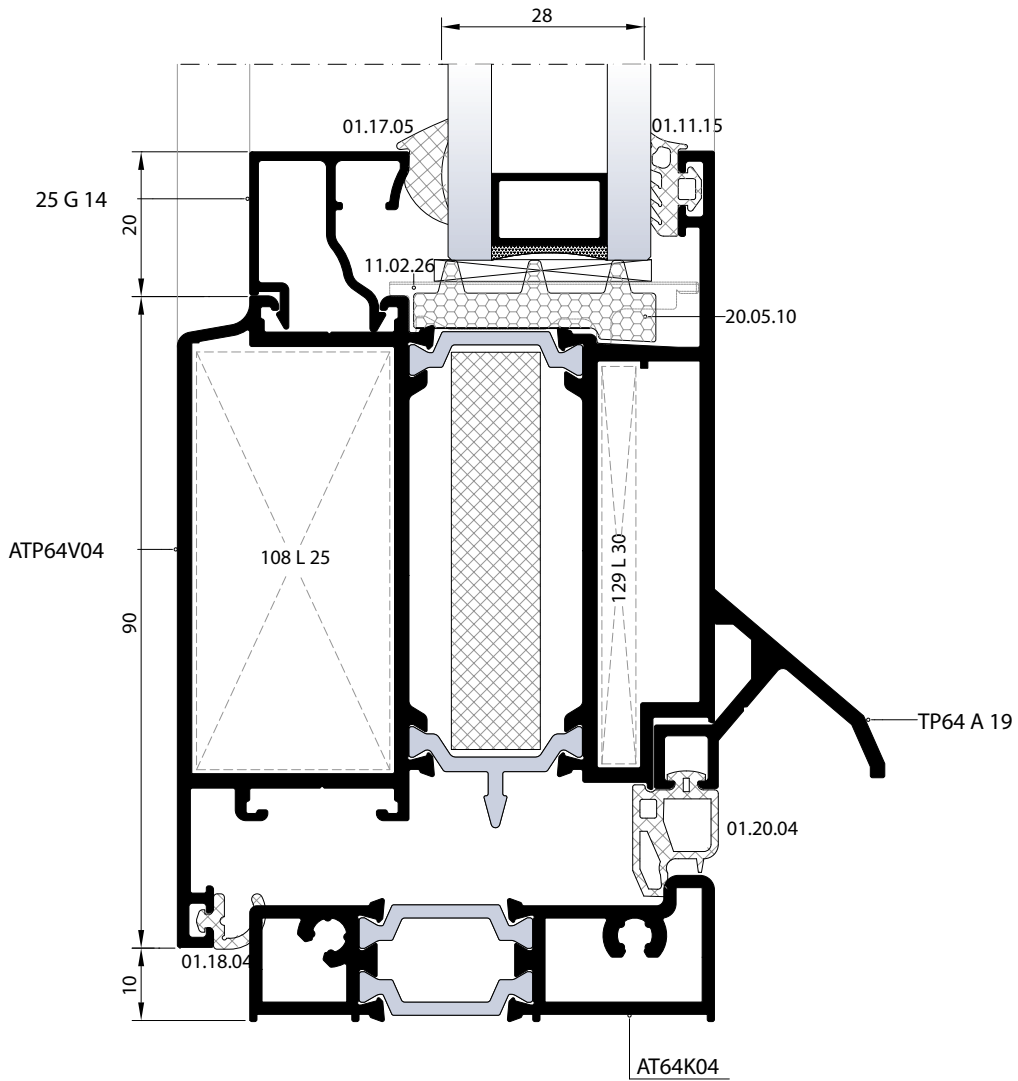
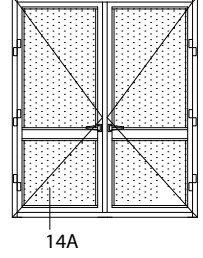
13 DETAYI
DETAIL



14 DETAYI
DETAIL

DIŞ
(OUTSIDE) ➔

İÇE AÇILIM BİNLİ KAPI DETAYLARI
INWARD OPENING DOOR DETAILS



01

02

03

04

05

06

07

08

09

10

11

12

DIŐA AÇILIM BİNİLİ KAPI DETAYLARI
OUTWARD OPENING DOOR DETAILS

01

02

03

04

05

06

07

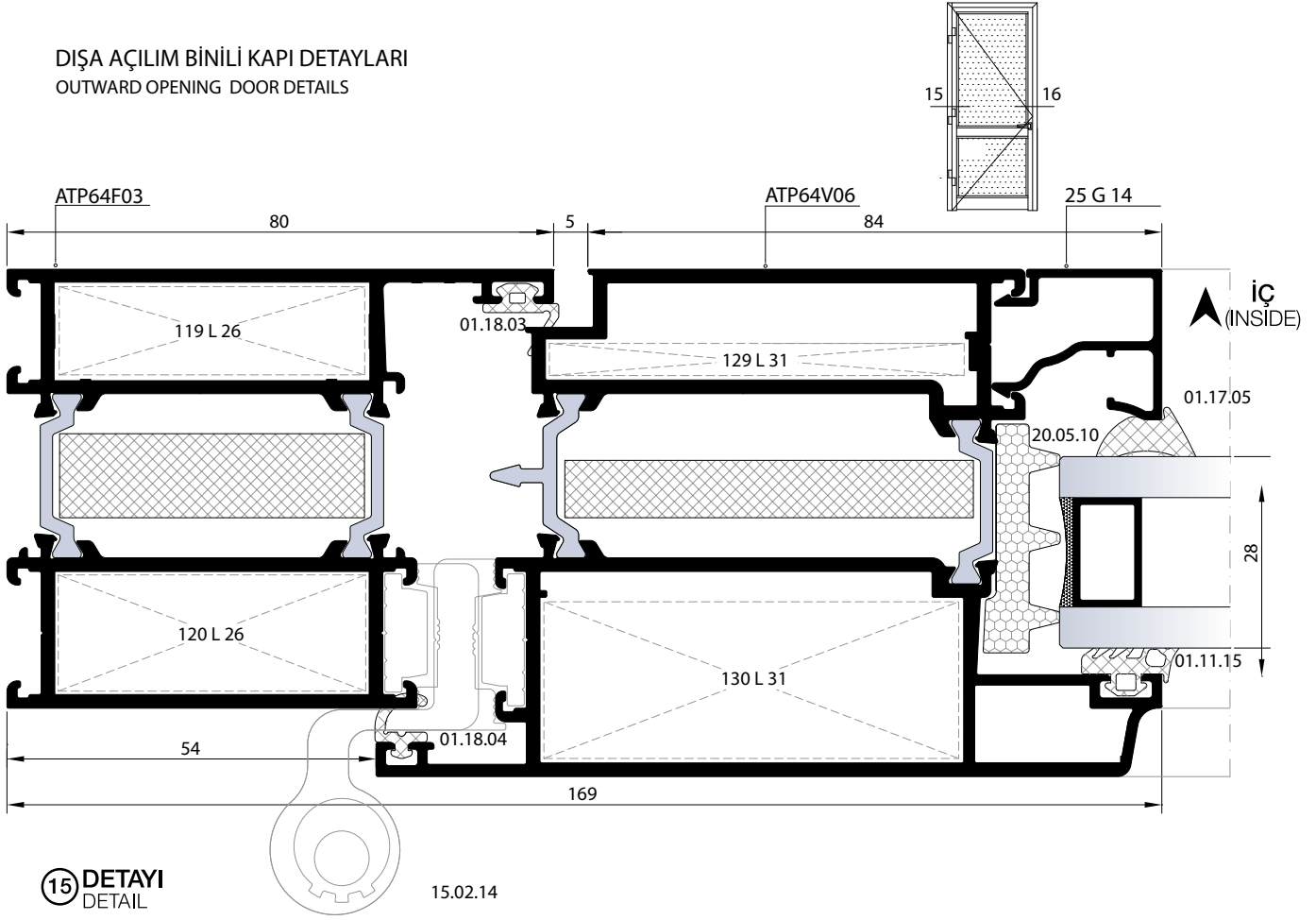
08

09

10

11

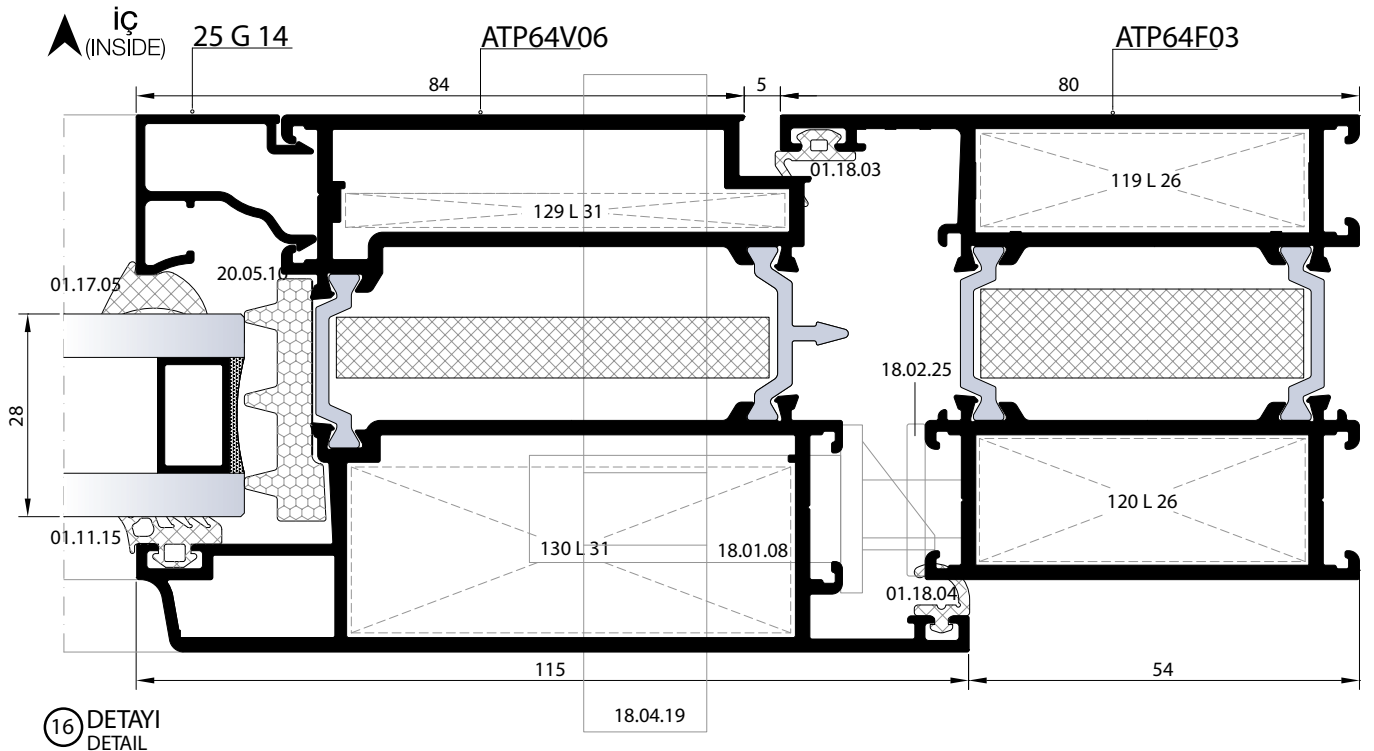
12



15 DETAYI
DETAIL

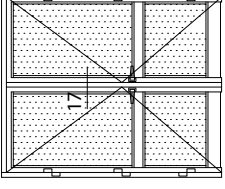
15.02.14

iç
(INSIDE)

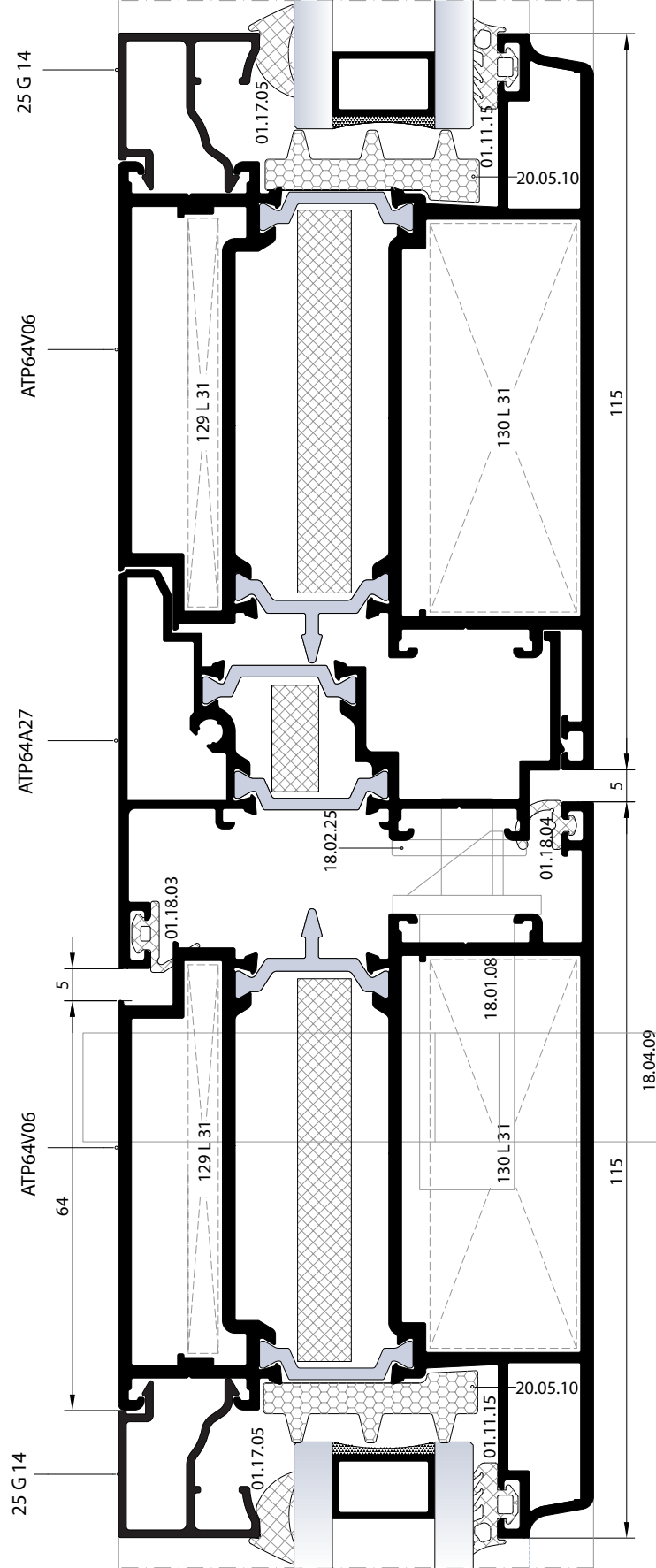


16 DETAYI
DETAIL

18.04.19



DIŐA AÇILIM BİNİLİ KAPI DETAYLARI
OUTWARD OPENING DOOR DETAILS



01

DIŐA AÇILIM ADAPTÖRLÜ KAPI DETAYLARI
OUTWARD OPENING DOOR DETAILS

02

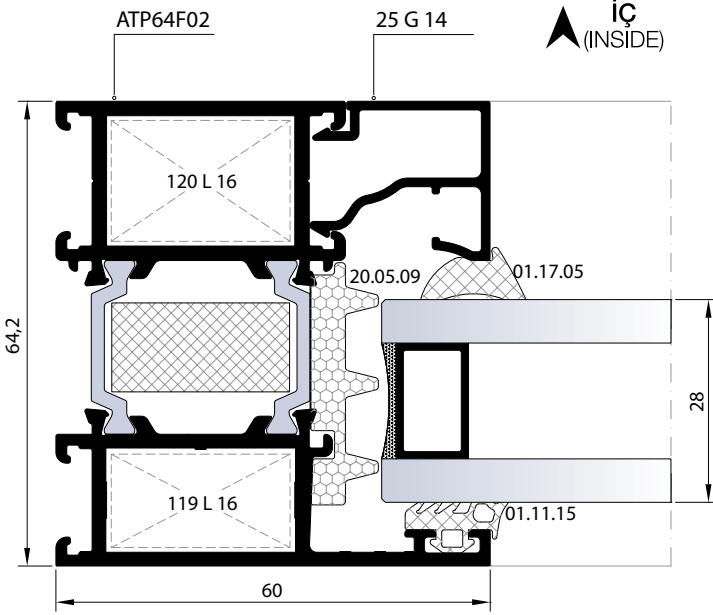
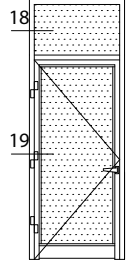
03

04

05

06

07



18 DETAYI
DETAIL

iç
(INSIDE)

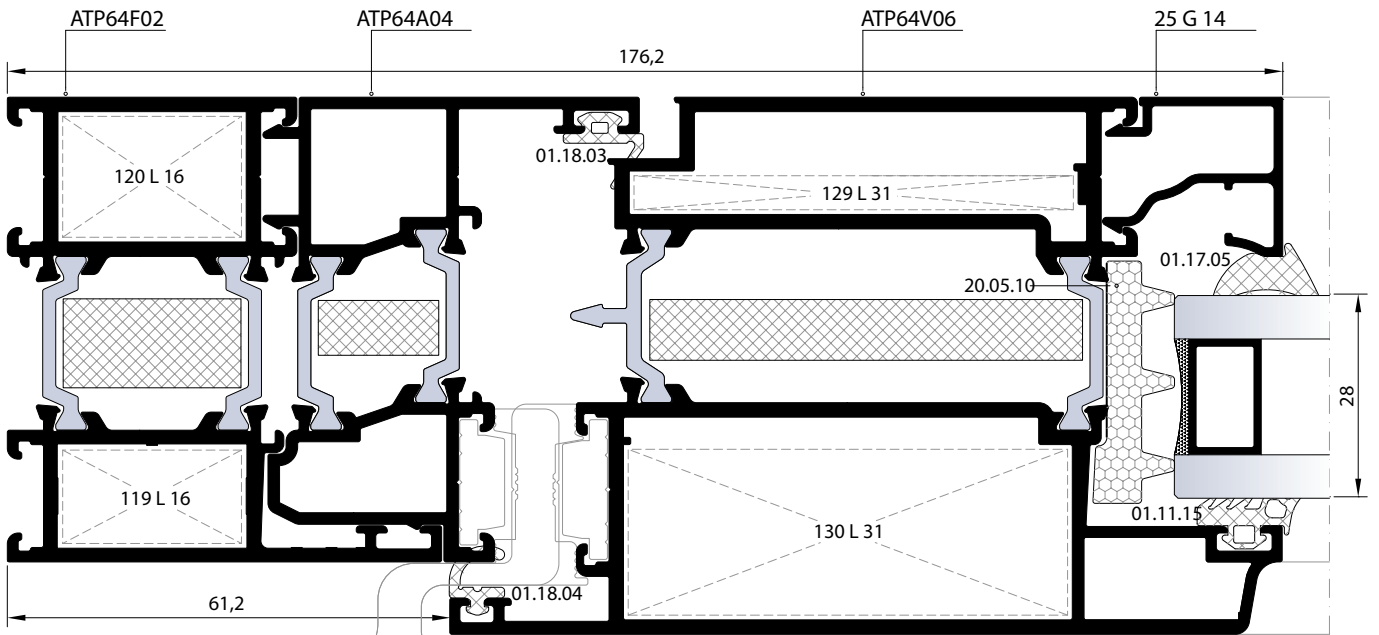
08

09

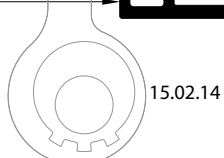
10

11

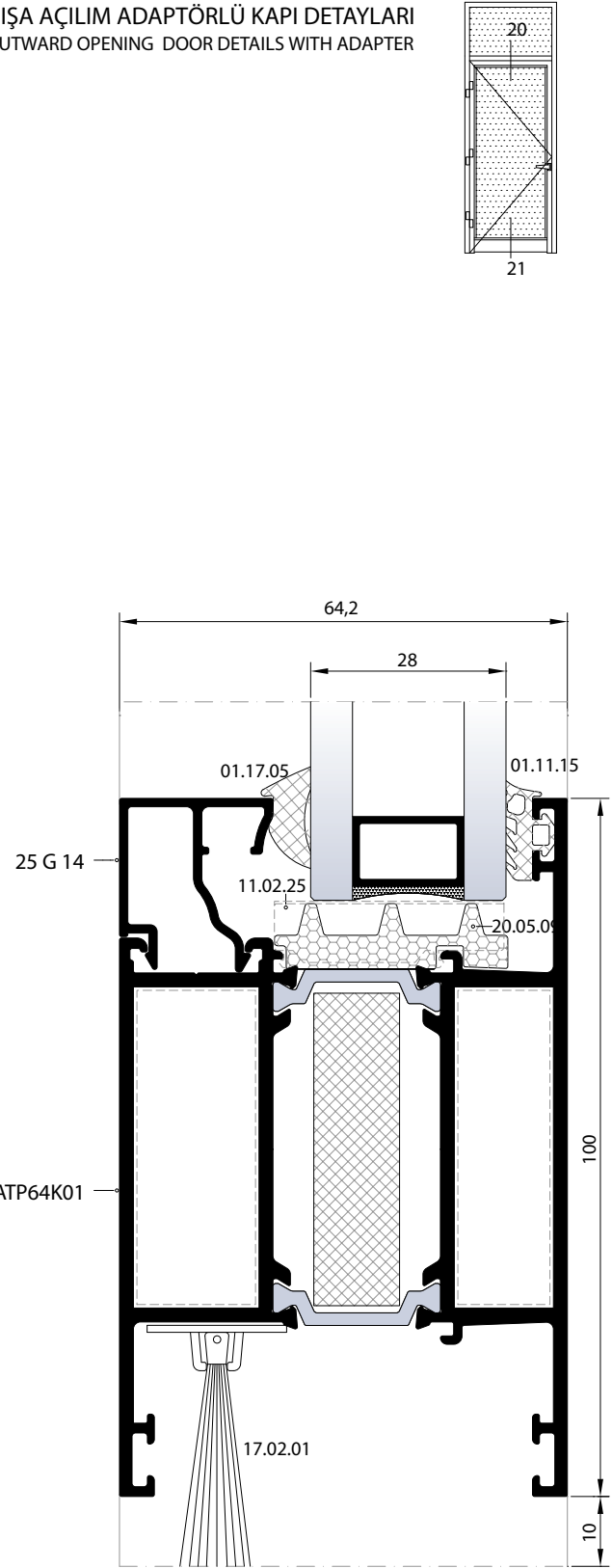
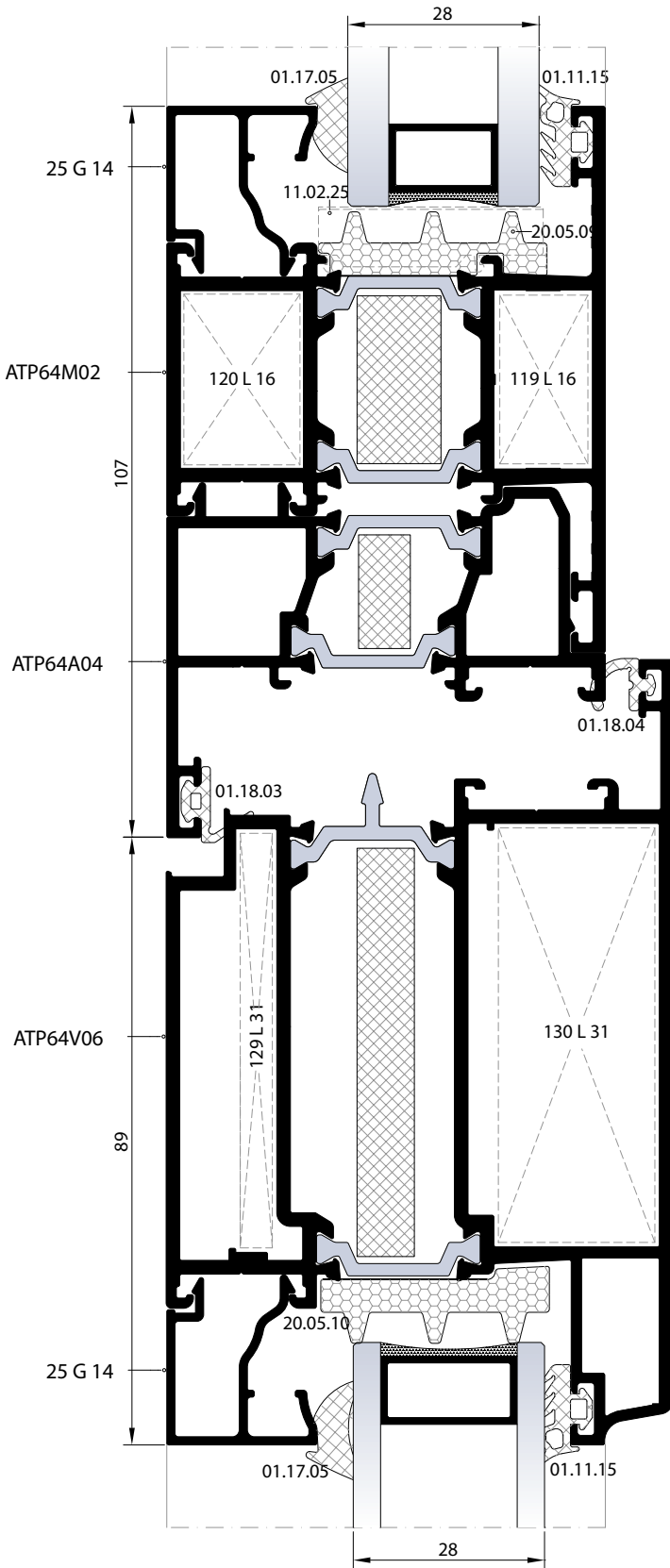
12



19 DETAYI
DETAIL



DIŞA AÇILIM ADAPTÖRLÜ KAPI DETAYLARI
OUTWARD OPENING DOOR DETAILS WITH ADAPTER



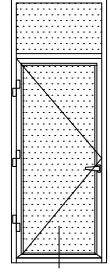
01
02
03
04
05
06
07
08
09
10
11
12

20 DETAYI
DETAIL

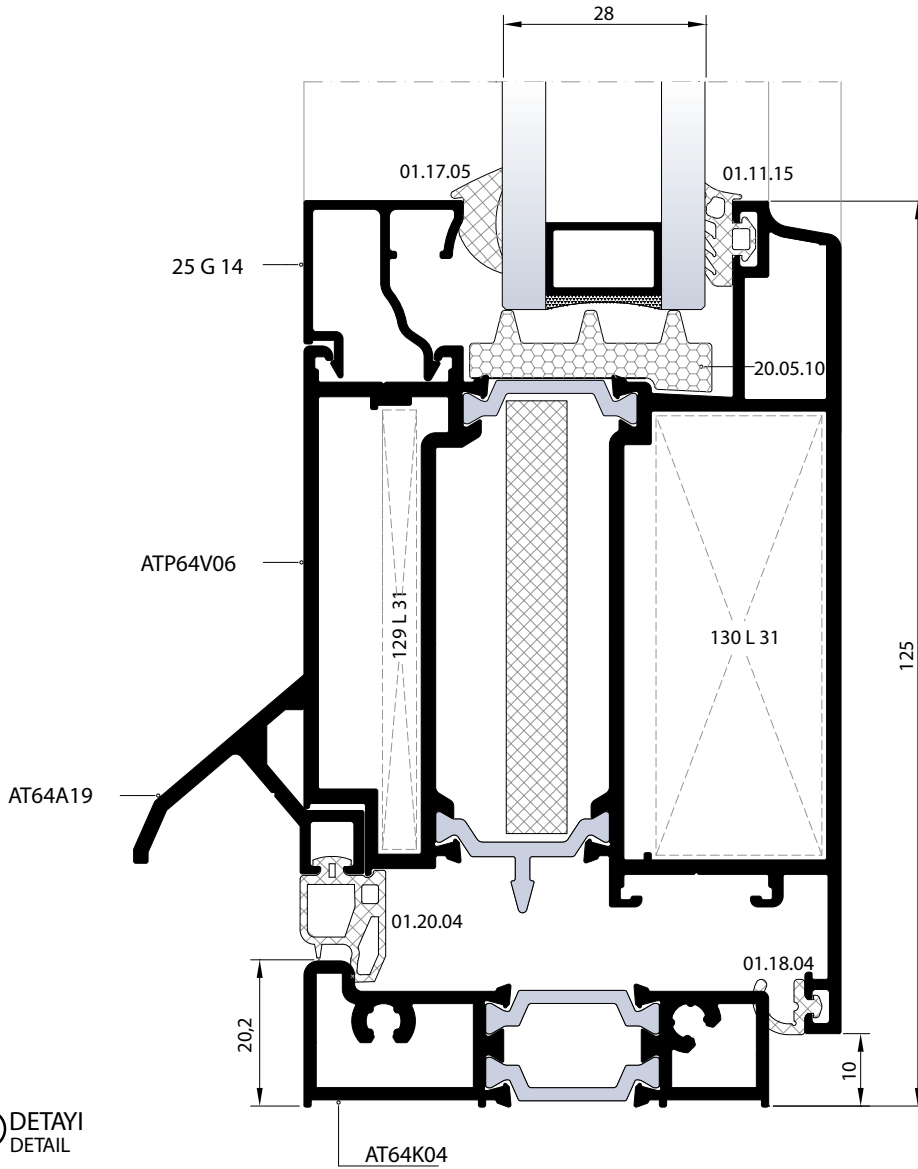
21 DETAYI
DETAIL

DIŞ
(OUTSIDE) ➔

DIŐA AÇILIM ADAPTÖRLÜ KAPI DETAYLARI
OUTWARD OPENING DOOR DETAILS WITH ADAPTER



21A



21A DETAYI
DETAIL

DIŐ (OUTSIDE) ➔

MİMARİ KATALOG

ARCHITECTURAL CATALOGUE

Alüminyum Kapı Pencere ve Giydirme Cephe Sistemleri
Aluminium Door Window and Facade Systems

Rescara Sistem Detayları
Rescara System Details

RWTP64

AKSESUARLAR

ACCESSORIES

01

02

03

04

05

06

07



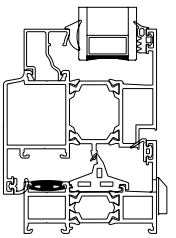

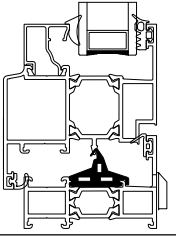

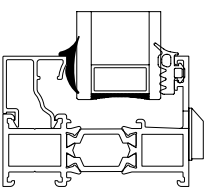

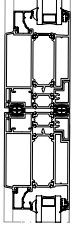

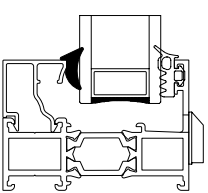

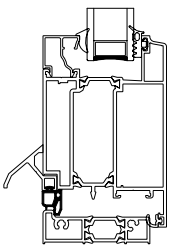
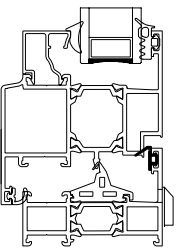

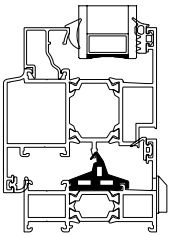


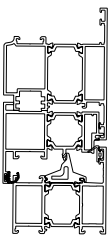

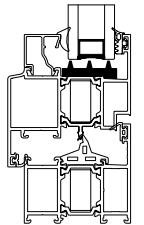
08

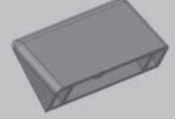
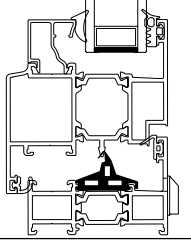
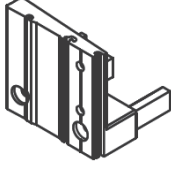
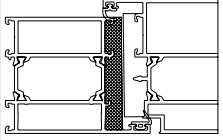
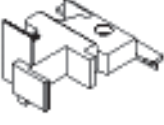
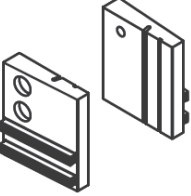
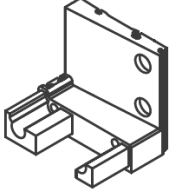
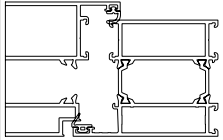

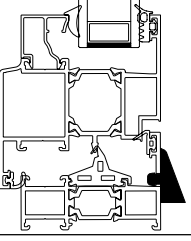
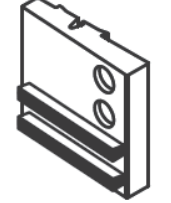
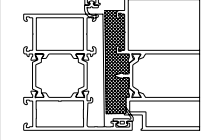

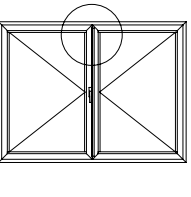

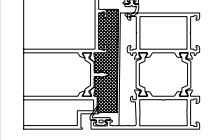

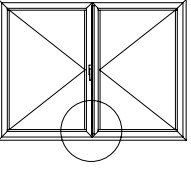

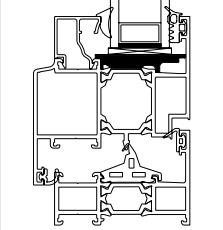
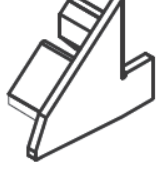
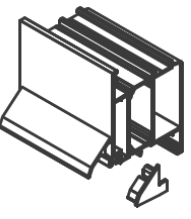

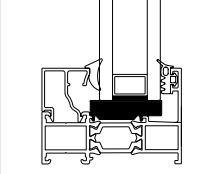
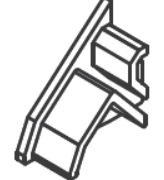
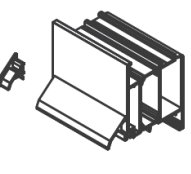

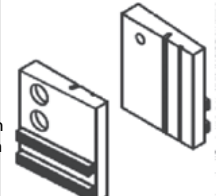
09

10

11

12

01		01.11.15 DIŞ CAM FİTİLİ 4 mm OUTSIDE GLAZING GASKET 4 mm Malzeme /Material:EPDM Ağırlık /Weight:72 gr/m Paket /Package:208 m / 15 kg			01.19.06 İÇ BİNİ FİTİLİ INSIDE ACOUSTICAL GASKET Malzeme /Material:EPDM Ağırlık /Weight:82 gr/m Paket /Package:182 m / 15 kg	
02		01.17.03 İÇ CAM FİTİLİ 2,8 mm INSIDE GLAZING GASKET 2,8 mm Malzeme /Material:EPDM Ağırlık /Weight:59 gr/m Paket /Package:254 m / 15 kg			01.19.13 TOZLUK FİTİLİ CENTRAL GASKET Malzeme /Material:EPDM Ağırlık /Weight:240 gr/m Paket /Package:62 m / 15 kg	
03		01.17.04 İÇ CAM FİTİLİ 3,6 mm INSIDE GLAZING GASKET 3,6 mm Malzeme /Material :EPDM Ağırlık /Weight : 71 gr/m Paket /Package :210 m / 15 kg			01.19.59 KATLANIR İÇİN ADAPTÖR FİTİLİ ADAPTER GASKET FOR FOLDING Malzeme /Material:EPDM Ağırlık /Weight:84 gr/m Paket /Package:178 m / 15 kg	
04		01.17.05 İÇ CAM FİTİLİ 4,6 mm INSIDE GLAZING GASKET 4,6 mm Malzeme /Material:EPDM Ağırlık /Weight:80 gr/m Paket /Package:168 m / 15 kg			01.20.04 EŞİK FİTİLİ THRESHOLD GASKET Malzeme /Material:EPDM Ağırlık /Weight:104 gr/m Paket /Package:144 m / 15 kg	
05		01.18.03 DIŞ BİNİ FİTİLİ OUTSIDE ACOUSTICAL GASKET Malzeme /Material:EPDM Ağırlık /Weight:41 gr/m Paket /Package:365 m / 15 kg			03.11.01 KÖŞE ENJEKSİYON FİTİLİ CORNER GASKET Malzeme /Material:EPDM	
06		01.18.04 İÇ BİNİ FİTİLİ INSIDE ACOUSTICAL GASKET Malzeme /Material:EPDM Ağırlık /Weight:42 gr/m Paket /Package:357 m / 15 kg			20.05.09 YALITIM ELEMANI INSULATION PIECE Malzeme /Material:EPDM KÖPÜK	
07		01.18.51 PİVOT İÇİN İÇ BİNİ FİTİLİ INSIDE ACOUSTICAL GASKET FOR PIVOT Malzeme /Material:EPDM Ağırlık /Weight:40 gr/m Paket /Package:375 m / 15 kg			20.05.10 YALITIM ELEMANI INSULATION PIECE Malzeme /Material:EPDM KÖPÜK	

	04.02.07 TAHLİYE KAPAĞI DRAINAGE COVER Malzeme /Material:PVC Renk / Colour:Siyah-Beyaz-Gri Black-White-Grey			04.13.05A EŞİK YAN KAPAĞI (SOL) THRESHOLD SIDE CAP (LEFT) Malzeme /Material:PVC Renk / Colour:Siyah Black		01
	04.06.73 ADAPTÖR KAPAĞI ADAPTER CAP Malzeme /Material:PVC Renk / Colour:Siyah Black AT64A27 İÇİN / FOR AT64A27			04.13.05B EŞİK YAN KAPAĞI (SAĞ) THRESHOLD SIDE CAP (RIGHT) Malzeme /Material:PVC Renk / Colour:Siyah Black		02
	04.06.74 ADAPTÖR KAPAĞI ADAPTER CAP Malzeme /Material:PVC Renk / Colour:Siyah Black AT64A27 İÇİN / FOR AT64A27			04.13.06A KANAT YAN KAPAĞI(SOL) VENT SIDE CAP (LEFT) Malzeme /Material:PVC Renk / Colour:Siyah Black		03
	04.06.75 ADAPTÖR KAPAĞI ADAPTER CAP Malzeme /Material:PVC Renk / Colour:Siyah Black AT64A28 İÇİN / FOR AT64A28			04.13.06B KANAT YAN KAPAĞI(SAĞ) VENT SIDE CAP (RIGHT) Malzeme /Material:PVC Renk / Colour:Siyah Black		04
	04.06.76 ADAPTÖR KAPAĞI ADAPTER CAP Malzeme /Material:PVC Renk / Colour:Siyah Black AT64A28 İÇİN / FOR AT64A28			11.02.26 CAM TAKOZU (KANAT) GLASS SUPPORT (VENT) Malzeme /Material:PVC Renk / Colour:Siyah Black		05
	04.10.16A DAMLALIK YAN KAPAĞI DROPPER SIDE CAP Malzeme /Material:PVC Renk / Colour:Siyah Black T64 A 19 İÇİN / FOR T64 A 19			11.02.25 CAM TAKOZU (KASA) GLASS SUPPORT (FRAME) Malzeme /Material:PVC Renk / Colour:Siyah Black		06
	04.10.16B DAMLALIK YAN KAPAĞI DROPPER SIDE CAP Malzeme /Material:PVC Renk / Colour:Siyah Black T64 A 19 İÇİN / FOR T64 A 19			17.01.01 KIL FİTİL BRUSH Malzeme /Material:Polipropilen Polypropylen Paket /Package:275 m		07

PENCERE MENTEŞELERİ / WINDOW HINGES

01



15.01.16

GIESSE PENCERE MENTEŞESİ
GIESSE HINGE FOR WINDOWS

Renk / Colour: Siyah-Beyaz-Gri-Eloksal
Black-White-Grey-Anodized

75 kg için 2 adet, 85 kg için 3 adet kullanılmalıdır. / Should be used 2 for 75 kg, 3 for 85 kg.
EN 1935:2002

02



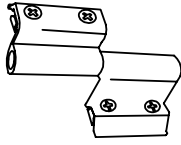
15.01.03

RESCARA PENCERE MENTEŞESİ
RESCARA HINGE FOR WINDOWS

Renk / Colour: Pres-Eloksal
Press-Anodised

75 kg için 2 adet, 85 kg için 3 adet kullanılmalıdır. / Should be used 2 for 75 kg, 3 for 85 kg.
EN 1935:2002

03




15.01.08

YERLİ PENCERE MENTEŞESİ
LOCAL HINGE FOR WINDOWS

Renk / Colour: Siyah-Beyaz-Gri-Eloksal
Black-White-Grey-Anodized

50 kg için 2 adet kullanılmalıdır. / Should be used 2 for 50 kg.
Max. kanat ölçüsü 900x1300. / Max. vent dimension 900x1300
TS EN 1935

04



15.01.12

YERLİ PENCERE MENTEŞESİ
LOCAL HINGE FOR WINDOWS

Renk / Colour: Siyah-Beyaz-Gri-Eloksal
Black-White-Grey-Anodized

TS EN 1935

05

06



15.01.17

GIESSE GİZLİ PENCERE MENTEŞESİ (SAĞ)
GIESSE HIDDEN HINGE FOR WINDOWS (RIGHT)

Malzeme / Material : Paslanmaz Çelik
Stainless Steel

100 kg için 2 adet kullanılmalıdır. / Should be used 2 for 100 kg.

07



15.01.18

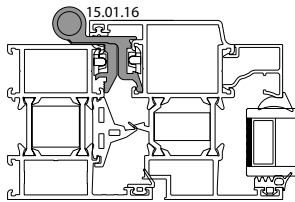
GIESSE GİZLİ PENCERE MENTEŞESİ (SOL)
GIESSE HIDDEN HINGE FOR WINDOWS (LEFT)

Malzeme / Material : Paslanmaz Çelik
Stainless Steel

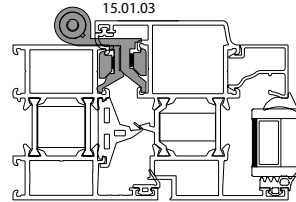
100 kg için 2 adet kullanılmalıdır. / Should be used 2 for 100 kg.

08

09

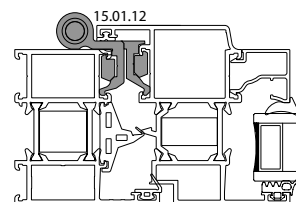
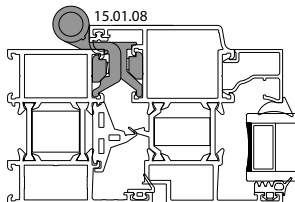


10



11

12



Ölçek/Scale: 1/3

KAPI MENTEŞELERİ / DOOR HINGES

01

02

03

04

05

06

07

08

09

10

11

12



15.02.14

GIESSE KAPI MENTEŞESİ
GIESSE HINGE FOR DOORS

Renk / Colour: Siyah-Beyaz-Eloksal
Black-White-Anodized

100 kg için 2 adet, 120 kg için 3 adet kullanılmalıdır. / Should be used 2 for 100 kg, 3 for 120 kg.
EN 1935



15.02.09

YERLİ KAPI MENTEŞESİ
LOCAL HINGE FOR DOORS

Renk / Colour: Siyah-Beyaz-Gri-Eloksal
Black-White-Grey-Anodized

85 kg için 3 adet kullanılmalıdır. / Should be used 3 for 85 kg.
Max. kanat ölçüsü 900x2200 / Max. vent dimension 900x2200
TS EN 1935



15.02.20

RESCARA KAPI MENTEŞESİ
RESCARA HINGE FOR DOORS

Renk / Colour: Siyah-Beyaz-Gri-Pres-Eloksal
Black-White-Grey-Press-Anodized

120 kg için 2 adet kullanılmalıdır. / Should be used 2 for 120 kg.
TS EN 1935




15.02.21

RESCARA KAPI MENTEŞESİ
RESCARA

Renk / Colour: Siyah-Beyaz-Gri-Pres-Eloksal
Black-White-Grey-Press-Anodized

160 kg için 2 adet kullanılmalıdır. / Should be used 2 for 160 kg.
TS EN 1935

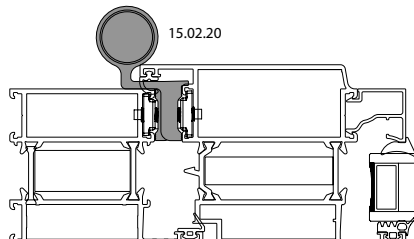
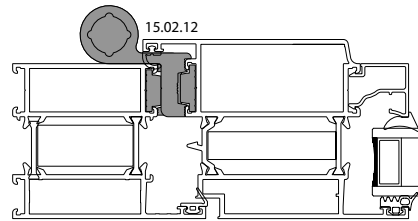
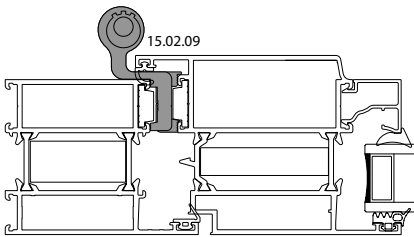


15.02.12

YERLİ KAPI MENTEŞESİ
LOCAL HINGE FOR DOORS

Renk / Colour: Siyah-Beyaz-Gri-Eloksal
Black-White-Grey-Anodized

100 kg için 3 adet kullanılmalıdır. / Should be used 3 for 100 kg.
Max. kanat ölçüsü 900x2300 / Max. vent dimension 900x2300
TS EN 1935



Ölçek/Scale: 1/3

KAPI MENTEŞELERİ / DOOR HINGES

01



15.02.16

GIESSE KAPI MENTEŞESİ
GIESSE DOMINA HINGE FOR DOORS

Renk / Colour: Siyah-Beyaz-Eloksall-Ham
Black-White-Anodized-Raw

160 kg için 2 adet, 180 kg için 3 adet kullanılmalıdır.
Should be used 2 for 160 kg, 3 for 180 kg.
EN 1935

02



15.02.17

GIESSE KAPI MENTEŞESİ
GIESSE DOMINA HINGE FOR DOORS

Renk / Colour: Siyah-Beyaz-Eloksall-Ham
Black-White-Anodized-Raw

160 kg için 2 adet, 180 kg için 3 adet kullanılmalıdır.
Should be used 2 for 160 kg, 3 for 180 kg.
TS EN 1935

03

04



15.02.07

YERLİ KAPI MENTEŞESİ
LOCAL HINGE FOR DOORS

Renk / Colour: Siyah-Beyaz-Gri-Eloksal
Black-White-Grey-Anodized

100 kg için 2 adet kullanılmalıdır. / Should be used 2 for 100 kg.
Max. kanat ölçüsü 900x2200. / Max. vent dimension 900x2200
EN 1935

05

06

07

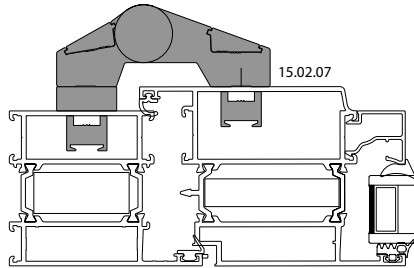
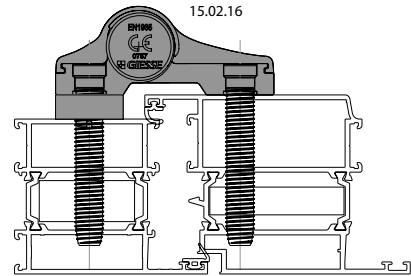
08

09

10

11


12



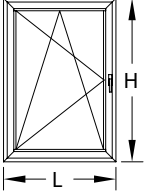

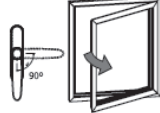
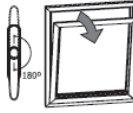



Ölçek/Scale: 1/3

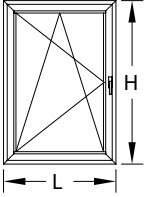
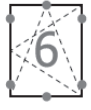
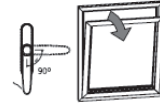
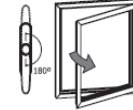



ÇİFT EKSEN MEKANİZMALARI / TILT & TURN MECHANISM

				<p>GIESSE FUTURA ÇİFT AÇILIM SETİ 80 kg GIESSE FUTURA TILT & TURN MECHANISM 80 kg</p> <p>Renk / Colour: Siyah-Beyaz-Gri Black-White-Grey</p>
KANAT GENİŞLİĞİ SASH WIDTH	KANAT YÜKSEKLİĞİ SASH HEIGHT	KANAT AĞIRLIĞI SASH WEIGHT	GIESSE ÇİFT AÇILIM SETİ GIESSE TILT & TURN MECHANISM	ÇİFT AÇILIM SETİ TILT & TURN MECHANISM
				Çift Açılım Seti Tip 1 Tilt & Turn Mechanism
				Çift Açılım Seti Tip 1 + Arka Kilitleme Tilt & Turn Mechanism Style 1 + Additional Tilt & Turn (Back)
				Çift Açılım Seti Tip 2 Tilt & Turn Mechanism Style 2
				Çift Açılım Seti Tip 2 + Arka Kilitleme Tilt & Turn Mechanism Style 2+ Additional Tilt & Turn (Back)
				Çift Açılım Seti Tip 2 + Alt Kilitleme + İlave Makas Tilt & Turn Mechanism Style 2 + Additional Tilt & Turn (Down) + Additional Arm
				Çift Açılım Seti Tip 2 + Alt Kilitleme + Arka Kilitleme + İlave Makas Tilt & Turn Mechanism Style 2 + Additional Tilt & Turn (Down) + Additional Tilt & Turn (Back) + Additional Arm

				<p>GIESSE GİZLİ MENTEŞE ÇİFT AÇILIM SETİ 100 kg GIESSE HIDDEN HINGE TILT & TURN MECHANISM 100 kg</p> <p>Renk / Colour: Siyah-Beyaz-Gri Black-White-Grey</p>
KANAT GENİŞLİĞİ SASH WIDTH	KANAT YÜKSEKLİĞİ SASH HEIGHT	KANAT AĞIRLIĞI SASH WEIGHT	GIESSE ÇİFT AÇILIM SETİ GIESSE TILT & TURN MECHANISM	GIESSE GİZLİ MENTEŞE ÇİFT AÇILIM SETİ GIESSE HIDDEN HINGE TILT & TURN MECHANISM
				Gizli Menteşe Çift Açılım Seti Sağ Hidden Hinge Tilt & Turn Mechanism Right
				Gizli Menteşe Çift Açılım Seti Sol Hidden Hinge Tilt & Turn Mechanism Left
				Gizli Menteşe Çift Açılım Seti Sağ + İlave Kilit Hidden Hinge Tilt & Turn Mechanism Right + Additional Locking
				Gizli Menteşe Çift Açılım Seti Sol + İlave Kilit Hidden Hinge Tilt & Turn Mechanism Left + Additional Locking
				Gizli Menteşe Çift Açılım Seti Sağ + İlave Kilit Hidden Hinge Tilt & Turn Mechanism Right + Additional Locking
				Gizli Menteşe Çift Açılım Seti Sol + İlave Kilit Hidden Hinge Tilt & Turn Mechanism Left + Additional Locking
				Gizli Menteşe Çift Açılım Seti Sağ + İlave Kilit (2 Adet) Hidden Hinge Tilt & Turn Mechanism Right + Additional Locking (2 Unit)
				Gizli Menteşe Çift Açılım Seti Sol + İlave Kilit (2 Adet) Hidden Hinge Tilt & Turn Mechanism Left + Additional Locking (2 Unit)

ÇİFT EKSEN MEKANİZMALARI / TILT & TURN MECHANISM

01		RESCARA ÇİFT AÇILIM SETİ 130 kg RESCARA TILT & TURN MECHANISM 130 kg Renk / Colour: Siyah-Beyaz-Gri Black-White-Grey					
02							
03							
04	KANAT GENİŞLİĞİ SASH WIDTH L (mt)	KANAT YÜKSEKLİĞİ SASH HEIGHT H (mt)	KANAT AĞIRLIĞI SASH WEIGHT KG	MEKANİZMA MECHANISM	MAKAS ARM	İLAVE KİLİTLEME ADDITIONAL LOCKING	İLAVE MAKAS ADDITIONAL ARM
05							
06							

07		RESCARA AKILLI ÇİFT AÇILIM SETİ 130 kg RESCARA TBT TILT & TURN MECHANISM 130 kg Renk / Colour: Siyah-Beyaz-Gri Black-White-Grey KOL ANAHTARLIDIR / HANDLE WITH KEYLOCK					
08							
09							
10	KANAT GENİŞLİĞİ SASH WIDTH L (mt)	KANAT YÜKSEKLİĞİ SASH HEIGHT H (mt)	KANAT AĞIRLIĞI SASH WEIGHT KG	MEKANİZMA MECHANISM	MAKAS ARM	İLAVE KİLİTLEME ADDITIONAL LOCKING	İLAVE MAKAS ADDITIONAL ARM
11							
12							

PENCERE KOLLARI / WINDOW HANDLES

<p>07.05.25</p> <p>GIESSE İSPANYOLET KOL (ÇİFT DİLLİ) GIESSE HANDLE FOR WINDOWS (DOUBLE RAIL)</p> <p>Renk / Colour: Siyah-Beyaz-Gri Black-White-Grey</p> <p>UNI CEN ISO / IEC 17050</p>	<p>07.05.33</p> <p>GIESSE ANAHTARLI İSPANYOLET KOL (ÇİFT DİLLİ) GIESSE KEY HANDLE FOR WINDOWS (DOUBLE RAIL)</p> <p>Renk / Colour: Siyah-Beyaz-Gri Black-White-Grey</p>	01
<p>07.25.01</p> <p>GIESSE TIJ BAĞLANTI PARÇASI GIESSE CONNECTION ROD</p> <p>Renk / Colour: Siyah / Black Malzeme /Material: Polyamid - Polyamide</p> <p>07.05.25, 07.05.33 ve 07.05.34 Kol için / For Handle 07.05.25, 07.05.33 and 07.05.34</p>	<p>07.05.34</p> <p>GIESSE SÖKÜLEBİLİR KOL GÖVDESİ (ÇİFT DİLLİ) GIESSE REMOVABLE HANDLE BODY (DOUBLE RAIL)</p> <p>Renk / Colour: Siyah-Beyaz-Gri Black-White-Grey</p>	02
<p>07.05.29</p> <p>RESCARA GLOBAL ANAHTARLI PENCERE KOLU (TEK DİLLİ) RESCARA GLOBAL KEY HANDLE FOR WINDOWS (SINGLE RAIL)</p> <p>Renk / Colour: Siyah-Beyaz-Gri Black-White-Grey</p>	<p>07.05.35</p> <p>GIESSE SÖKÜLEBİLİR KOL GIESSE REMOVABLE HANDLE</p> <p>Renk / Colour: Siyah Black</p>	03
<p>07.13.07</p> <p>RESCARA KOL BAĞLANTI PARÇASI RESCARA CONNECTION PART FOR HANDLE</p> <p>Malzeme /Material: Zamak Zamak</p> <p>07.05.28, 07.05.29 Kol için / For Handle 07.05.28, 07.05.29</p>	<p>07.05.30</p> <p>RESCARA GLOBAL SÖKÜLEBİLİR KOL GÖVDESİ (ÇİFT DİLLİ) RESCARA GLOBAL REMOVABLE HANDLE BODY (DOUBLE RAIL)</p> <p>Renk / Colour: Siyah-Beyaz-Gri Black-White-Grey</p> <p>EN 1670</p>	04
<p>07.05.28</p> <p>RESCARA GLOBAL PENCERE KOLU (TEK DİLLİ) RESCARA GLOBAL HANDLE FOR WINDOWS (SINGLE RAIL)</p> <p>Renk / Colour: Siyah-Beyaz-Gri Black-White-Grey</p> <p>EN 1670</p>	<p>07.05.31</p> <p>RESCARA SÖKÜLEBİLİR KOL RESCARA REMOVABLE HANDLE</p> <p>Renk / Colour: Siyah Black</p> <p>EN 1670</p>	05
<p>07.05.32</p> <p>RESCARA GLOBAL PENCERE KOLU (ÇİFT DİLLİ) RESCARA GLOBAL HANDLE FOR WINDOWS (DOUBLE RAIL)</p> <p>Renk / Colour: Siyah-Beyaz-Gri Black-White-Grey</p> <p>EN 1670, 13126-8</p>	<p>07.13.08</p> <p>RESCARA KOL BAĞLANTI PARÇASI RESCARA CONNECTION PART FOR HANDLE</p> <p>Renk / Colour: Siyah / Black Malzeme /Material: PVC</p> <p>07.05.30, 07.05.32 Kol için / For Handle 07.05.30, 07.05.32</p>	06
		07
		08
		09
		10
		11
		12

İSPANYOLET KİLİTLEME PARÇALARI / LOCKING KITS

01



07.13.03

PİM
LOCK PIN

Malzeme /Material: Zamak
Zamak

02

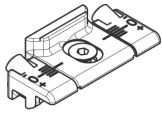


07.13.06

GIESSE PİM
GIESSE ADJUSTABLE LOCKING PAWL

Malzeme /Material: Zamak
Zamak

03



07.09.07

GIESSE AYARLI PİM KARŞILIĞI
GIESSE ADJUSTABLE SINGLE STRIKER

Malzeme /Material: Zamak
Zamak

04



07.09.08

GIESSE ARKA KİLİTLEME
GIESSE BURGLAR BOLT

Malzeme /Material: Zamak
Zamak

05



18.07.02

GIESSE PASİF KANAT SÜRGÜ SETİ
GIESSE BOLT FOR PASSIVE LEAF

Malzeme /Material: Zamak ve Polyemid
Zamak and Polyamide

06



07.09.11

RESCARA SABİT KARŞILIK
RESCARA FIXED STRIKER

Malzeme /Material: Zamak
Zamak

07



07.09.12

RESCARA AYARLIK KARŞILIK
RESCARA ADJUSTABLE STRIKER

Malzeme /Material: Zamak
Zamak

08



07.09.13

RESCARA ARKA KİLİTLEME
RESCARA BURGLAR BOLT

Malzeme /Material: Zamak
Zamak

09



07.21.02

GIESSE KÖŞE DÖNME
GIESSE CORNER DRIVE

Malzeme /Material: Zamak
Zamak

10



07.21.03

RESCARA KÖŞE DÖNME
RESCARA CORNER DRIVE

Malzeme /Material: Zamak
Zamak

11

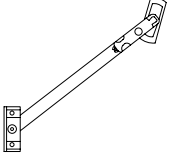
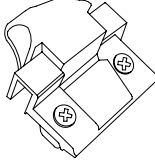






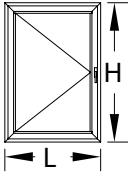







07.06.78

RESCARA MICROVENTİLASYON
RESCARA MICROVENTILATION

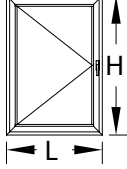







Malzeme /Material: Zamak
Zamak

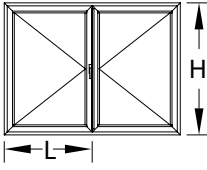




12

 <p>07.07.02 VASİSTAS MAKAS ARM FOR BOTTOM-HUNG WINDOWS Renk / Colour: Siyah-Beyaz-Gri Black-White-Grey</p>	 <p>07.08.01 RESCARA VASİSTAS MANDAL RESCARA DEVICE FOR CLOSING BOTTOM-HUNG WINDOWS Renk / Colour: Siyah-Beyaz-Gri Black-White-Grey</p>
 <p>07.07.08 SINIRLAYICI MAKAS LIMITER Malzeme /Material: Gümüş / Paslanmaz Çelik Silver / Stainless Steel</p>	 <p>07.07.09 GIESSE VASİSTAS MAKAS GIESSE ARM FOR BOTTOM-HUNG WINDOWS Renk / Colour: Siyah-Beyaz-Gri Black-White-Grey</p>
 <p>07.07.11 GIESSE VASİSTAS PENCERE SETİ GIESSE BOTTOM HUNG WINDOW SET Kol ve menteşe sete dahil değildir. Handle and hinge is not included in the set.</p>	 <p>11.02.34 RESCARA KANAT DESTEK TAKOZU RESCARA VENT SUPPORT PIECE Renk / Colour: Siyah / Black Malzeme /Material: PVC</p>

<p>ÇİFT DİLLİ KOL VE KİLİTLEME SETİ SEÇİM TABLOSU DOUBLE RAILED HANDLE AND LOCKING KIT TABLE</p>			<p>TEMEL SET MAIN SET</p> <p>İLAVE ÜRÜNLER ADDITIONAL PRODUCTS</p>		
KOD CODE	AÇIKLAMA DESCRIPTION	ÜRÜN RESMİ PRODUCT IMAGE	H<1200mm L<1000mm	1200mm < H < 2700 mm	1000mm < L < 1400mm
07.05.25	GIESSE ÇİFT DİLLİ KOL GIESSE DOUBLE RAIL HANDLE		1		
07.25.01	GIESSE KOL BAĞLANTISI GIESSE ROD CONNECTION PIECES		1		
07.13.06	GIESSE AYARLI PİM GIESSE ADJUSTABLE LOCKING PAWL		2	2	2
07.09.11	RESCARA SABİT KARŞILIK RESCARA FIXED STRIKER		2	2	2
07.09.07	GIESSE AYARLI PİM KARŞILIĞI GIESSE ADJUSTABLE SINGLE STRIKER				2
07.21.02	GIESSE KÖŞE DÖNME GIESSE CORNER DRIVE				2
11.02.34	RESCARA KANAT DESTEK TAKOZU RESCARA VENT SUPPORT PIECE		1		

*** Giesse kol ve kilitleme aksesuarları 25 I 07 tij profili ile kullanılmalıdır.
Giesse handle and locking accessories should be used with 25 I 07 rod profile.

TEK DİLLİ KOL VE KİLİTLEME SETİ SEÇİM TABLOSU SINGLE RAILED HANDLE AND LOCKING KIT TABLE				
			TEMEL SET MAIN SET	İLAVE ÜRÜNLER ADDITIONAL PRODUCTS
KOD CODE	AÇIKLAMA DESCRIPTION	ÜRÜN RESMİ PRODUCT IMAGE	H<1200mm L<1000mm	1200mm < H < 2700 mm 1000mm < L < 1400 mm
07.05.28 07.05.29	RESCARA TEK DİLLİ KOL RESCARA SINGLE RAIL HANDLE		1	
07.13.07	RESCARA KOL BAĞLANTI PARÇASI RESCARA CONNECTION PART FOR HANDLE		1	
07.13.06	GIESSE AYARLI PİM GIESSE ADJUSTABLE LOCKING PAWL		2	2
07.09.11	RESCARA SABİT KARŞILIK RESCARA FIXED STRIKER		2	2
07.09.12	RESCARA AYARLI KARŞILIK RESCARA ADJUSTABLE STRIKER			2
07.21.03	RESCARA KÖŞE DÖNME RESCARA CORNER DRIVE			2
11.02.34	RESCARA KANAT DESTEK TAKOZU RESCARA VENT SUPPORT PIECE		1	

ÇİFT/TEK AÇILIM PASİF KANAT AKSESUAR SEÇİM TABLOSU SECONDARY SASH LOCKING KIT TABLE				
			TEMEL SET MAIN SET	İLAVE ÜRÜNLER ADDITIONAL PRODUCTS
KOD CODE	AÇIKLAMA DESCRIPTION	ÜRÜN RESMİ PRODUCT IMAGE	H<1200mm L<1000mm	1200mm < H < 2700 mm 1000mm < L < 1400 mm
18.07.02	GIESSE SÜRGÜ SETİ GIESSE BOLT FOR LEAF		1	
07.21.02	GIESSE KÖŞE DÖNME PARÇASI GIESSE CORNER DRIVE			2
07.09.07	GIESSE AYARLI PİM KARŞILIĞI GIESSE ADJUSTABLE SINGLE STRIKER			2
07.09.08	GIESSE ARKA KİLİTLEME GIESSE BURGLAR BOLT			1

*** Giesse kol ve kilitleme aksesuarları 25 I 07 tij profili ile kullanılmalıdır.
Giesse handle and locking accessories should be used with 25 I 07 rod profile.

KAPI KOLLARI / DOOR HANDLES



07.14.06

GIESSE KAPI KOLU
GIESSE DOOR HANDLE

Renk / Colour: Siyah-Beyaz-Gri
Black-White-Grey



07.14.07

RESCARA GLOBAL KAPI KOLU
RESCARA GLOBAL DOOR HANDLE

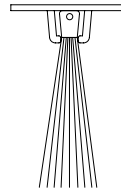
Renk / Colour: Siyah-Beyaz-Gri
Black-White-Grey



07.14.08

RESCARA MULETA KAPI KOLU
RESCARA GLOBAL DOOR HANDLE

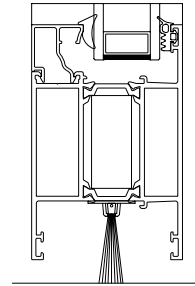
Renk / Colour: Siyah-Beyaz-Gri
Black-White-Grey



17.02.01

KAPI ALTI FIRÇASI
BRUSH FOR DOORS

Malzeme / Material: Polipropilen
Polypropylene



Ölçek/Scale: 1/3

01

02

03

04

05

06

07

08

09

10

11

12

KAPI KOLLARI / DOOR HANDLES

01



07.17.19

AKBANK KAPI KOLU
DOOR HANDLE

Renk / Colour: Siyah-Beyaz-Gri-Eloksal
Black-White-Grey-Anodized

Ölçüler / Dimensions: H:200 cm



07.13.10

AKBANK KOL APARATI
DOOR HANDLE

Renk / Colour: Siyah-Beyaz-Gri-Eloksal
Black-White-Grey-Anodized

02

03

04

05

06

07

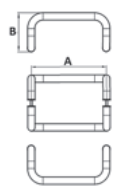
08

09

10

11

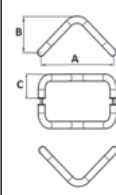
12



KIVRIK KOL
DOOR HANDLE

Renk / Colour: Siyah-Beyaz-Gri-Eloksal
Black-White-Grey-Anodized

KOD CODE	Ø (mm)	A (mm)	B (mm)
07.17.10	25	200	130
07.17.11	25	300	130
07.17.02	25	400	130
07.17.27	25	500	160



V KOL
DOOR HANDLE

Renk / Colour: Siyah-Beyaz-Gri-Eloksal
Black-White-Grey-Anodized

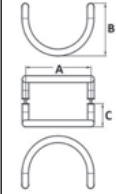
KOD CODE	Ø (mm)	A (mm)	B (mm)	C (mm)
07.17.06	25	200	130	80
07.17.29	25	250	130	80
07.17.30	25	300	130	80
07.17.31	30	400	160	100



U KOL
DOOR HANDLE

Renk / Colour: Siyah-Beyaz-Eloksal
Black-White-Anodized

KOD CODE	Ø (mm)	A (mm)	B (mm)
07.17.08	25	200	80
07.17.35	25	300	80
07.17.36	30	400	100



YARIM AY KOL
DOOR HANDLE

Renk / Colour: Siyah-Beyaz-Eloksal
Black-White-Anodized

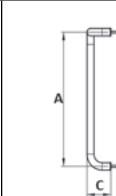
KOD CODE	Ø (mm)	A (mm)	B (mm)	C (mm)
07.17.32	25	200	130	80
07.17.20	25	300	130	80
07.17.33	30	350	160	100



YAY KOL
DOOR HANDLE

Renk / Colour: Siyah-Beyaz-Eloksal
Black-White-Anodized

KOD CODE	Ø (mm)	A (mm)	B (mm)
07.17.37	80	400	350
07.17.22	80	500	450
07.17.38	80	600	550
07.17.39	80	700	650
07.17.40	80	800	750




BASTON KOL
DOOR HANDLE

Renk / Colour: Siyah-Beyaz-Eloksal
Black-White-Anodized

KOD CODE	Ø (mm)	A (mm)	B (mm)	C (mm)
07.17.23	25	900	180	80
07.17.34	25	1000	180	80

KAPI KİLİTLERİ / DOOR LOCKS




18.01.09

MAKARALI KİLİT
MORTISE LOCK (WITH ROLLER)



18.02.24

MAKARALI KİLİT KARŞILIĞI
STRIKER FOR ROLLER LOCK



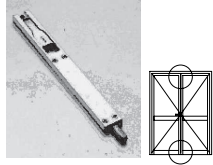
18.01.08

DİLLİ KİLİT
MORTISE LOCK



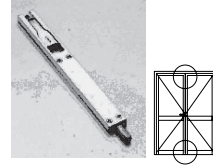
18.02.25

DİLLİ KİLİT KARŞILIĞI
STRIKER FOR MORTISE LOCK



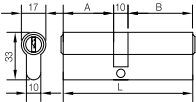
18.03.01

KAPI SÜRGÜSÜ (UZUN)
BOLT FOR DOORS (LONG)



18.03.06

KAPI SÜRGÜSÜ (KISA)
BOLT FOR DOORS (SHORT)



18.04.19

BAREL
CYLINDER

A	B	L
26	60	96

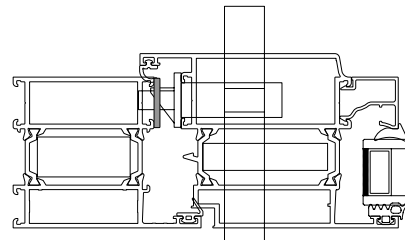
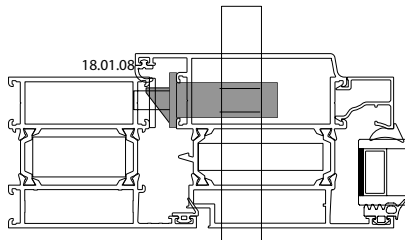
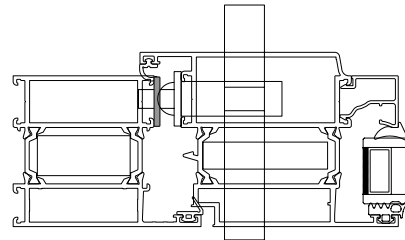
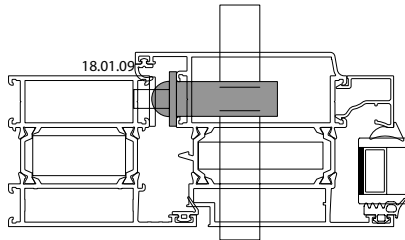
Malzeme /Material: Krom-Nikel
Chrome-Nickel



18.05.02

BAREL AYNASI
CYLINDER COVER

Renk / Colour: Siyah-Beyaz-Gri
Black-White-Grey



Ölçek/Scale: 1/3

01

02

03

04

05

06

07

08

09

10

11

12

01



15.03.02

GIESSE PIVOT MENTEŞE

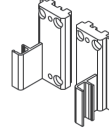
GIESSE PIVOT HINGE

Renk / Colour: Siyah-Gri
Black-Grey

Malzeme / Material: Zamak-Alüminyum-Polyamid

Maksimum kanat ağırlığı / Maximum sash weight = Dikey / Vertical :100 kg Yatay / Horizontal : 120 kg
Maksimum kanat ebatları / Maximum sash dimensions
Dikey / Vertical: L:1600 mm H:2200 mm Yatay /Horizontal L:1600 mm H:2200 mm

02



15.03.02

GIESSE PIVOT MENTEŞE ALT PARÇASI

GIESSE PIVOT FIXING PLATE

Renk / Colour: Siyah-Gri
Black-Grey

03



07.05.26

GIESSE YATAY PİVOT İÇİN KOL

GIESSE HANDLE FOR HORIZONTAL PIVOT

Renk / Colour: Siyah-Gri
Black-Grey

04



07.25.02

GIESSE YATAY PİVOT İÇİN MEKANİZMA

GIESSE MECHANISM FOR HORIZONTAL PIVOT

Malzeme / Material: Zamak-Polyamid
Zamak-Polyamide

05



07.26.01

GIESSE YATAY PİVOT İÇİN KİLİTLEME

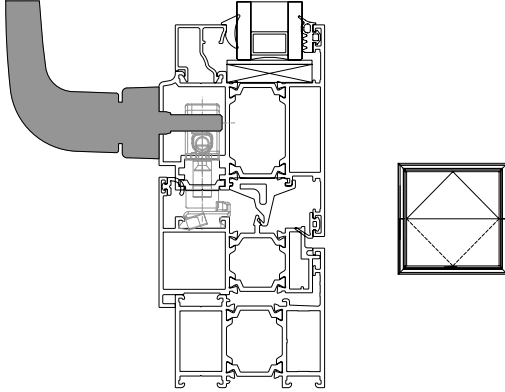
GIESSE LOCKING KIT FOR HORIZONTAL PIVOT

Malzeme / Material: Zamak-Polyamid
Zamak-Polyamide

06

07

YATAY PİVOT AKSESUARLARI / HORIZONTAL PIVOT ACCESSORIES



08

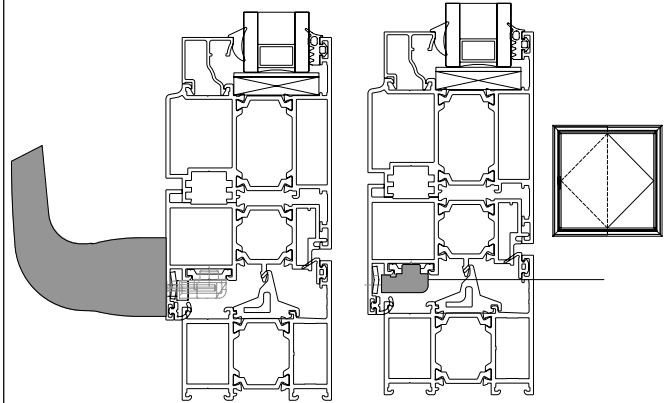
09

10

11

12

DİKEY PİVOT AKSESUARLARI / VERTICAL PIVOT ACCESSORIES



*** 25 I 07 tij profili ile kullanılmalıdır.
Should be used with 25 I 07 rod profile

Ölçek/Scale: 1/3

01

02

03

04

05

06

07

08

09

10

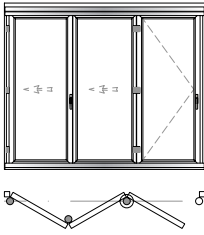
11

12

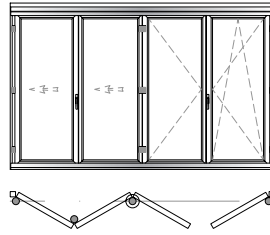
ŞEMA SCHEME	KOD CODE	AÇIKLAMA DESCRIPTION
		Eşikli Katlanır Kapı Mekanizması Folding Door Mechanism with Threshold
		Eşikli Katlanır Kapı Mekanizması Folding Door Mechanism with Threshold
		Eşikli Katlanır Kapı Mekanizması Folding Door Mechanism with Threshold
		Eşikli Katlanır Kapı Mekanizması Folding Door Mechanism with Threshold
		Eşikli Katlanır Kapı Mekanizması Folding Door Mechanism with Threshold
		Eşikli Katlanır Kapı Mekanizması Folding Door Mechanism with Threshold

KANAT ÖLÇÜLERİ / VENT DIMENSIONS = L: 500 mm - 1000 H: 851 mm - 2350 mm
MAKS. KANAT AĞIRLIĞI / MAX. VENT WEIGHT=80 kg.

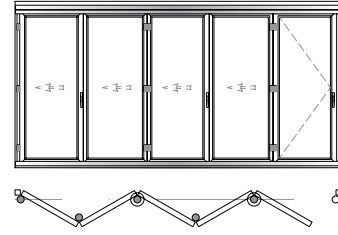
ŞEMA: 330



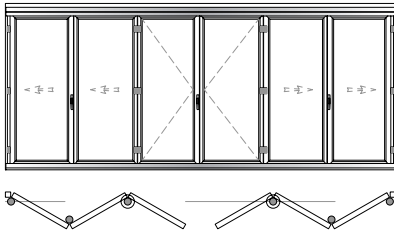
ŞEMA: 431



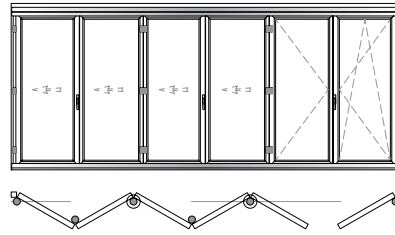
ŞEMA: 550



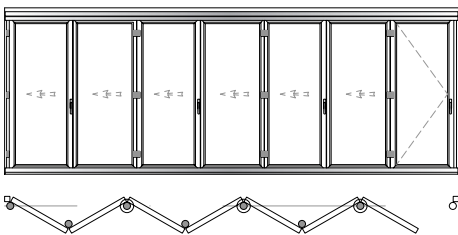
ŞEMA: 633



ŞEMA: 651



ŞEMA: 770



01

02

03

04

05

06

07

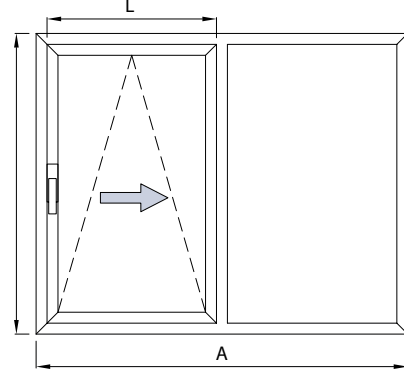

08

09

10

11

12

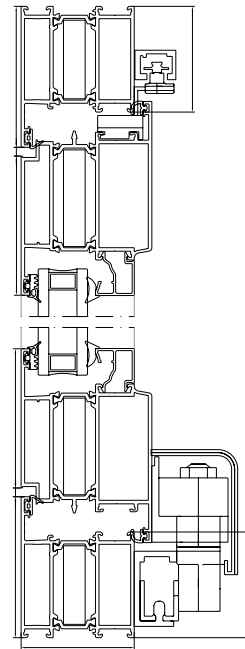
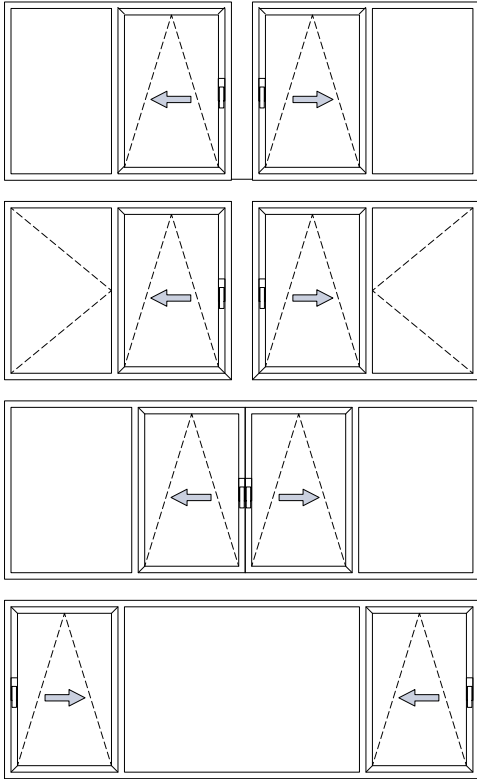


YARI OTOMATİK PARALEL SÜRME MEKANİZMASI 130 kg - EURO KANAL
AUTOMATIC TILT&SLIDE MECHANISM 130 kg - EURO CHANNEL

TAM OTOMATİK PARALEL SÜRME MEKANİZMASI 150 kg - EURO KANAL
FULL AUTOMATIC TILT&SLIDE MECHANISM 150 kg - EURO CHANNEL

KODE CODE	KANAT YÜKSEKLİĞİ SASH HEIGHT	KANAT AĞIRLIĞI SASH WEIGHT

KODE CODE	KANAT YÜKSEKLİĞİ SASH HEIGHT	KANAT AĞIRLIĞI SASH WEIGHT



Ölçek/Scale: 1/4